

NANTICOKE CITY POLICE DEPARTMENT  
NANTICOKE, PENNSYLVANIA

**Office of the Chief of Police**  
Monthly Report of Activities  
**February 2021**


Total Incidents in February..... 387  
Total Incidents in 2021.....783

Incident Listing By Type is attached	
Activity	Number
Traffic Violations and Citations Issued	26
Non-Traffic Citations Issued	34
Parking Tickets Issued	60
Written Warnings Issued	5
Abandoned Vehicles Removed	17
Motor Vehicle Accidents	33
Criminal Arrests	Counts
Abandoned Vehicle	15
Alarm Ordinance Violations	2
Assault	5
Criminal Mischief	4
Disorderly Conduct	2
Drug Act Violations	2
D.U.I.	2
Harassment	15
Loitering and Prowling	1
Obstruct Child Abuse Report	1
Protection From Abuse Violations	2
Public Drunkenness	1
Reckless Endangering	3
Resisting Arrest	1
Retail Theft	1
Stalking	2
Strangulation	1
Theft	2
Trespass	5
<b>Total Criminal Arrests</b>	<b>67</b>

Monthly Patrol Mileage		Total Mileage on Vehicle
Car # 4	737	13,791
Car # 5	220	54,450
Car # 8	804	78,181
Car # 9	1,093	61,918
Car # 10	1,730	25,419

**Total Patrol Mileage.... 4,584**

Respectfully Submitted,



Michael Roke  
Chief of Police

**NANTICOKE CITY POLICE DEPARTMENT**  
**Nanticoke, Pennsylvania**

**Police Chief's Report**  
**Cash and Checks Received**

February 2021 Checks/Cash/Credit

February 2021 Magistrate's Report Nanticoke	\$ 1,891.09
February 2021 Parking Tickets Nanticoke	\$ 660.00
February 2021 Police Reports	\$ 400.00
February 2021 Signs	\$ 200.00
February 2021 Alarm Fees	\$ 90.00
February 2021 Luzerne County Probation (Fines)	\$ 463.26
February 2021 Luzerne County Probation (Restitution)	\$ 706.39

**Total \$ 4,410.74**



Michael Roke  
Chief of Police

# Calls for Service - by UCR Code

Incidents Reported Between 02/01/2021 and 02/28/2021  
All Municipalities



Code	Description	Primary Count	Secondary UCR Count		
			Code 2	Code 3	Code 4
0191	JUSTIFIABLE HOMICIDE	1			
0511	BURGLARY-FORCED ENTRY-RESIDENCE-NIGHT	1			
0516	BURGLARY-FORCED ENTRY-NON-RESID-TIME UNK	1			
0524	UNLAWFUL ENTRY-NO FORCE-NONRES.-DAY	1			
0617	THEFT-\$200 & OVER-FROM BUILDINGS	3	1		
0619	THEFT-\$200 & OVER-ALL OTHER	2			
0627	THEFT-\$50 TO \$200-FROM BUILDINGS	2			
0629	THEFT-\$50 TO \$200-ALL OTHER	2			
0633	THEFT-UNDER \$50-RETAIL THEFT	0	1		
0712	M.V.THEFT-STREET - RESIDENTIAL AREA	2			1
0722	M.V.THEFT-TRUCKS-STREET-RESIDENTIAL ARE	1			
0800	ASSAULTS - OTHER ASSAULTS (SIMPLE)	0	1		
0810	SIMPLE PHYSICAL ASSAULTS	1	1		
0925	ARSON-INCENDIARY DEVICE-PUBLIC BUILDING	1			
1100	FRAUD	3			
1130	FLIM FLAM	1			
1140	UNAUTHORIZED USE OF A MV	3			
1190	FRAUD-ALL OTHER(FLIM FLAM,CONFIDENCE	1			
1410	CRIMINAL MISCHIEF TO AUTOMOBILES	1			1
1420	CRIMINAL MISCHIEF TO PUBLIC BUILDINGS	1			
1430	CRIMINAL MISCHIEF - PUBLIC BUILDINGS	2			
1440	CRIMINAL MISCHIEF - ALL OTHER	0		2	
1531	WEAPONS - POSSESSION - FIREARMS	1			
1831	NARCOTICS-POSSESSION-MORPHINE,HEROIN,ETC	0	2		
1841	NARCOTICS-USE-MORPHINE, HEROIN,CODIENEC	3			
1844	NARCOTICS-USE-OTHER DANGEROUS	1	1		
1890	NARCOTICS - REPORTS	4			
1891	DRUG EQUIPMENT VIOLATIONS	1	1		
2020	OFFENSES AGAINST FAMILY-CHILD ABUSE	3			
2112	DRIVE UNDER INFLUENCE-ALCOHOL-IMPAIRED	1	1		
2190	DRIVE UNDER INFLUENCE - REPORTS	1			
2300	PUBLIC DRUNKENESS	0		1	
2400	DISORDERLY CONDUCT	8			
2420	DISORDERLY CONDUCT-PUBLIC PLACES	0		1	
2440	DISORDERLY CONDUCT-DISTURBING THE PEACE	11			
2450	HARASSMENT	16	4		1
2480	DISORDERLY CONDUCT-ALL OTHERS	1			
2600	ALL OTHER CRIMES CODE VIOLATIONS	1		2	
2647	ALL OTHERS - PROTECTIVE ORDERS	5			
2660	TRESPASSING OF REAL PROPERTY	7			
2810	CITY ORD-ABANDONED VEH (INCLUDING STATE)	41			
2900	LOST/MISSING PERSONS	1			
2910	LOST/MISSING PROPERTY	1			
3100	MOTOR VEHICLE ACCIDENTS	33	1		
3320	DOA	2			
3400	MENTAL HEALTH	10	1	1	
3500	SUSPICIOUS PERSONS,AUTOS,CIRCUMSTANCES	7			
3501	SUSPICIOUS PERSONS,AUTOS,CIRCUMSTANCES	15			

**Calls for Service - by UCR Code**  
**Incidents Reported Between 02/01/2021 and 02/28/2021**  
**All Municipalities**



Code	Description	Primary Count	Secondary UCR Count		
			Code 2	Code 3	Code 4
3600	DISTURBANCES-DOMESTIC	23	1		
3620	DISTURBANCES-OTHER (FIGHTS,DISPUTES,ETC)	11			
3700	WARRANTS-LOCAL-SERVICE	1			
3810	ALARMS (FALSE ONLY)-EXCPT FIRE	23			
3820	ASSIST MOTORIST/DISABLE VEH	2			
3850	HAZARDOUS CONDITIONS	3			
3860	SERVICE CALL-LOCKOUTS (VEHICLE/BLDG)	1			
3870	MEDICAL EMERGENCY	3	3		
3900	TRAFFIC & PARKING PROBLEMS	21			
4008	NON-CRIMINAL-ELECTRIC LIGHT OUTAGES	1			
4010	TRAFFIC OFFENSES	2	1		
4022	NON-CRIMINAL - CIVIL	17	2		
4028	NON-CRIMINAL-OTHER INVESTIGATIONS	7			
4090	NON-CRIMINAL - POLICE INFORMATION	8			
4100	NON-CRIMINAL - 911 HANG UP	4			
4110	NON-CRIMINAL -WELFARE CHECK	7			
4510	DEATHS - UNATTENDED	2			
5010	LOST & FOUND - MISSING JUVENILE FEMALE	1			
5012	LOST & FOUND - MISSING JUVENILE MALE	2			
5090	LOST & FOUND/MISSING PERSONS - REPORTS	1			
5502	ANIMAL COMPLAINTS - BARKING DOGS	1			
5506	ANIMAL COMPLAINTS - RUNNING AT LARGE	1			
5510	ANIMAL COMPLAINTS - OTHER	1			
6312	TRAFFIC ENFORCEMENT - WARNINGS	5			
6610	TRAFFIC RELATED - MOTORIST AID	2			
7002	BUILDING CHECKS - OFFICER INITIATED	1			
7014	PUBLIC SERVICE - OTHERS (OFFICER ASSIST)	1			
7502	ASSIST OTHER AGENCIES - FIRE DEPT.	1			
7504	ASSIST OTHER AGENCIES - OTHER POLICE	6			
7506	ASSISTING OTHER AGENCIES - ALL OTHERS	3			
8010	WARRANTS - LOCAL - CRIMINAL	3	1		
8502	DEPARTMENTAL SERVICES - FINGERPRINTING	3			
CITT	TRAFFIC CITATION	15	1		
WARR	WARRANT	0	1		
<b>Total Calls</b>		<b>387</b>			



## NANTICOKE CITY FIRE DEPARTMENT

2 E. Ridge St.

Nanticoke, Pa. 18634

Ph. 570-735-5860 Fax 570-258-2773

MARK BONCAL, INTERIM FIRE CHIEF

EMAIL: MBONCAL@NANTICOKECITY.COM

TO: Mayor and City Council  
FROM: Mark Boncal, Interim Fire Chief  
DATE: March 5, 2021  
Re: Fire Department Updates

Good day to all. Just some updates that are currently going on within the department.

- The upgrades to the Fire Department's exhaust removal system have begun. Remote transmitters have been sent by Air Cleaning Systems to install into the apparatus. This needs to be completed before the upgrades can begin inside Fire Headquarters and Fire Station #4. Updates will be given as progress continues.
- The new Fire Command Vehicle has been ordered on March 4, 2021, and has an approximate delivery date of 90 to 100 days. This vehicle is funded by a yearly grant thru the Office of the State Fire Commissioner.
- I have been notified by Pennsylvania American Water Co. (PAWC) that approval has been granted for the addition of two new fire hydrants listed below:
  - The intersection of Alden Road & W. Main Street
  - The intersection of W. Ridge & Line Streets

These areas were mapped by myself and a representative from PAWC. Installation of these hydrants will begin within a couple of weeks.

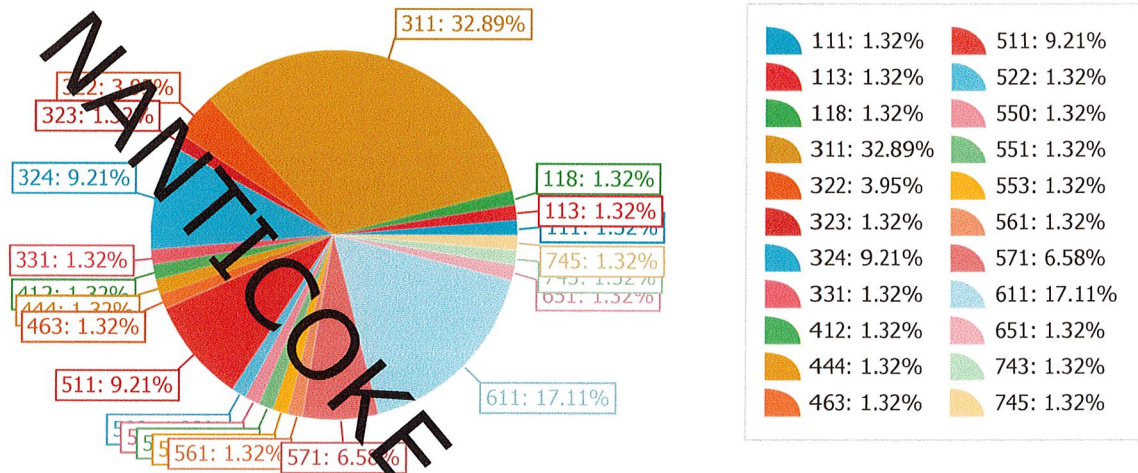
Respectfully,

A handwritten signature in black ink that reads "Mark Boncal". The signature is written in a cursive, flowing style.

Mark Boncal  
Interim Fire Chief



## Incident Reports By Incident Type, Summary



Incident Type	Total Incidents	Percent
111 - Building fire	1	1.32%
113 - Cooking fire, confined to container	1	1.32%
118 - Trash or rubbish fire, contained	1	1.32%
311 - Medical assist, assist EMS crew	25	32.89%
322 - Motor vehicle accident with injuries	3	3.95%
323 - Motor vehicle/pedestrian accident (MV Ped)	1	1.32%
324 - Motor vehicle accident with no injuries.	7	9.21%
331 - Lock-in (if lock out , use 511 )	1	1.32%
412 - Gas leak (natural gas or LPG)	1	1.32%
444 - Power line down	1	1.32%
463 - Vehicle accident, general cleanup	1	1.32%
511 - Lock-out	7	9.21%
522 - Water or steam leak	1	1.32%
550 - Public service assistance, other	1	1.32%
551 - Assist police or other governmental agency	1	1.32%
553 - Public service	1	1.32%
561 - Unauthorized burning	1	1.32%



<b>Incident Type</b>	<b>Total Incidents</b>	<b>Percent</b>
571 - Cover assignment, standby, moveup	5	6.58%
611 - Dispatched & canceled en route	13	17.11%
651 - Smoke scare, odor of smoke	1	1.32%
743 - Smoke detector activation, no fire - unintentional	1	1.32%
745 - Alarm system activation, no fire - unintentional	1	1.32%

**Total Number of Incidents: 76**

**Total Number of Incident Types: 22**

NANTICOKE FIRE DEPARTMENT



**Incident Type**

**Total Incidents**

**Percent**

**Report Filter Settings**

**Report File Name:** Incident Reports by Incident Type, Summary

**Filter Name:** Last Calendar Month

**Filter Expression:** [AlarmDateTime] is between '2/1/2021 00:00' and '2/28/2021 23:59'

NANTICOKE FIRE DEPARTMENT

# Incident Record List

76 Records

Incident Number	Incident Type	Location
Incident Date: 2/1/2021		
2100070: 324	Motor vehicle accident with no injuries.	KOSCIUSZKO ST & E MAIN ST, NANTICOKE, PA
2100068: 311	Medical assist, assist EMS crew	E GRAND ST & COLLEGE ST, NANTICOKE, PA
2100069: 611	Dispatched & canceled en route	199 MIDDLE RD, NANTICOKE, PA 18634
Incident Date: 2/2/2021		
2100071: 311	Medical assist, assist EMS crew	224 E CHURCH ST, NANTICOKE, PA 18634
Incident Date: 2/3/2021		
2100074: 511	Lock-out	128 E MAIN ST, NANTICOKE, PA 18634
2100073: 511	Lock-out	421 E GRAND ST, NANTICOKE, PA 18634
2100075: 611	Dispatched & canceled en route	16 Hazleton ST, Ashley, PA 18702
2100072: 311	Medical assist, assist EMS crew	395 MIDDLE RD, NANTICOKE, PA 18634
Incident Date: 2/4/2021		
2100077: 611	Dispatched & canceled en route	2879 S Main ST, Hanover Township, PA 18706
2100076: 511	Lock-out	270 E MAIN ST #103, NANTICOKE, PA 18634
2100078: 463	Vehicle accident, general cleanup	52 SLOPE ST, NANTICOKE, PA 18634
Incident Date: 2/5/2021		
2100079: 311	Medical assist, assist EMS crew	16 W RIDGE ST, NANTICOKE, PA 18634
2100082: 113	Cooking fire, confined to container	715 HANOVER ST, NANTICOKE, PA 18634
2100083: 323	Motor vehicle/pedestrian accident (MV Ped)	800 BRU SPECT ST, NANTICOKE, PA 18634
2100084: 571	Cover assignment, standby, moveup	1429 Sycamore Pky, Hanover Township, PA 18706
2100081: 311	Medical assist, assist EMS crew	34 W BRIDGE ST, NANTICOKE, PA 18634
2100080: 551	Assist police or other governmental agency	15 E RIDGE ST, NANTICOKE, PA 18634
2100085: 324	Motor vehicle accident with no injuries.	364 E MAIN ST, NANTICOKE, PA 18634
Incident Date: 2/6/2021		
2100086: 412	Gas leak (natural gas or LPG)	142 W CHURCH ST, NANTICOKE, PA 18634
Incident Date: 2/7/2021		
2100087: 311	Medical assist, assist EMS crew	112 E CHURCH ST, NANTICOKE, PA 18634
Incident Date: 2/8/2021		

# Incident Record List

76 Records

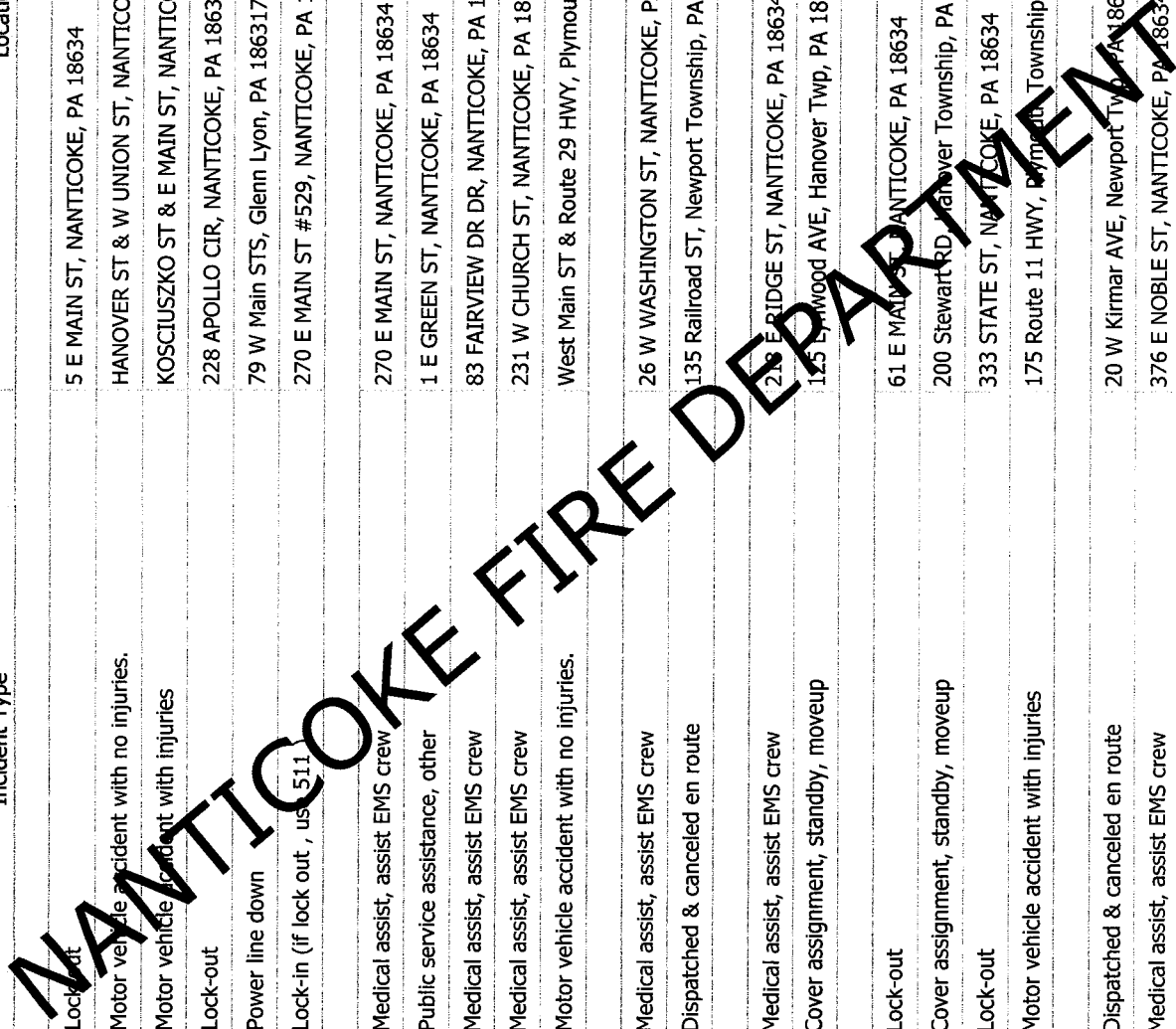
Incident Number	Incident Type	Location
2100088	743 - Smoke detector activation, no fire - unintentional	927 S MARKET ST, NANTICOKE, PA 18634
2100089	118 - Trash or rubbish fire, contained	427 KOSCIUSZKO ST, NANTICOKE, PA 18634
Incident Date: 2/9/2021		
2100093	611 - Dispatched & canceled en route	1474 Sans Souci PKY, Hanover Township, PA 18702
2100091	611 - Dispatched & canceled en route	39 Sans Souci HWY, Hanover Township, PA 18702
2100092	311 - Medical assist, assist EMS crew	370 E NOBLE ST, NANTICOKE, PA 18634
2100090	311 - Medical assist, assist EMS crew	117 E GREEN ST, NANTICOKE, PA 18634
Incident Date: 2/10/2021		
2100094	561 - Unauthorized burning	MAPLE ST & W GREEN ST, NANTICOKE, PA
Incident Date: 2/11/2021		
2100096	745 - Alarm system activation, no fire - unintentional	108 PROSPECT ST, NANTICOKE, PA 18634
2100095	553 - Public service	890 PROSPECT ST, NANTICOKE, PA 18634
Incident Date: 2/12/2021		
2100097	324 - Motor vehicle accident with no injuries.	BROADWAY ST, NANTICOKE, PA 18634
Incident Date: 2/13/2021		
2100100	311 - Medical assist, assist EMS crew	367 E GRAND ST, NANTICOKE, PA 18634
2100098	611 - Dispatched & canceled en route	140 Lee Park AVE, Hanover Twp., PA 18704
2100099	611 - Dispatched & canceled en route	25 Clifton CT, Hanover Twp, PA 18706
Incident Date: 2/14/2021		
2100101	571 - Cover assignment, standby, moveup	819 E Yorkhampton ST, Wilkes Barre Townshi, PA 18702
2100102	322 - Motor vehicle accident with injuries	300 N Mill St, Plymouth Twp, PA 18634
Incident Date: 2/15/2021		
2100103	311 - Medical assist, assist EMS crew	318 HANOVER ST, NANTICOKE, PA 18634
Incident Date: 2/16/2021		
2100107	611 - Dispatched & canceled en route	78 W Enterprise ST, Newhart Township, PA 18617
2100106	111 - Building fire	12 Tradeport RD, Hanover Township, PA 18702
2100105	311 - Medical assist, assist EMS crew	268 E NOBLE ST, NANTICOKE, PA 18634
2100104	522 - Water or steam leak	78 W GREEN ST, NANTICOKE, PA 18634



# Incident Record List

76 Records

Incident Number	Incident Type	Location
<b>Incident Date: 2/17/2021</b>		
2100109	511 - Lock-out	5 E MAIN ST, NANTICOKE, PA 18634
2100112	324 - Motor vehicle accident with no injuries.	HANOVER ST & W UNION ST, NANTICOKE, PA
2100111	322 - Motor vehicle accident with injuries	KOSCIUSZKO ST & E MAIN ST, NANTICOKE, PA
2100108	511 - Lock-out	228 APOLLO CIR, NANTICOKE, PA 18634
2100110	444 - Power line down	79 W Main STS, Glenn Lyon, PA 186317
2100113	331 - Lock-in (if lock out , us 511)	270 E MAIN ST #529, NANTICOKE, PA 18634
<b>Incident Date: 2/18/2021</b>		
2100117	311 - Medical assist, assist EMS crew	270 E MAIN ST, NANTICOKE, PA 18634
2100114	550 - Public service assistance, other	1 E GREEN ST, NANTICOKE, PA 18634
2100115	311 - Medical assist, assist EMS crew	83 FAIRVIEW DR DR, NANTICOKE, PA 18634
2100116	311 - Medical assist, assist EMS crew	231 W CHURCH ST, NANTICOKE, PA 18634
2100118	324 - Motor vehicle accident with no injuries.	West Main ST & Route 29 HWY, Plymouth Township, PA
<b>Incident Date: 2/19/2021</b>		
2100120	311 - Medical assist, assist EMS crew	26 W WASHINGTON ST, NANTICOKE, PA 18634
2100119	611 - Dispatched & canceled en route	135 Railroad ST, Newport Township, PA 18634
<b>Incident Date: 2/21/2021</b>		
2100121	311 - Medical assist, assist EMS crew	215 BRIDGE ST, NANTICOKE, PA 18634
2100122	571 - Cover assignment, standby, moveup	125 Lywood AVE, Hanover Twp, PA 18706
<b>Incident Date: 2/22/2021</b>		
2100126	511 - Lock-out	61 E MAIN ST, NANTICOKE, PA 18634
2100123	571 - Cover assignment, standby, moveup	200 Stewart RD, Hanover Township, PA 18706
2100125	511 - Lock-out	333 STATE ST, NANTICOKE, PA 18634
2100124	322 - Motor vehicle accident with injuries	175 Route 11 HWY, Plymouth Township, PA 18634
<b>Incident Date: 2/23/2021</b>		
2100127	611 - Dispatched & canceled en route	20 W Kirmar AVE, Newport Twp, PA 18634
2100128	311 - Medical assist, assist EMS crew	376 E NOBLE ST, NANTICOKE, PA 18634



# Incident Record List

76 Records

Incident Number	Incident Type	Location
Incident Date: 2/24/2021		
2100129	311 - Medical assist, assist EMS crew	14 W CHURCH ST, NANTICOKE, PA 18634
Incident Date: 2/25/2021		
2100131	311 - Medical assist, assist EMS crew	38 E GRAND ST, NANTICOKE, PA 18634
2100130	611 - Dispatched & canceled en route	100 West End Road, Hanover Twp, PA 18703
Incident Date: 2/27/2021		
2100132	651 - Smoke scare, odor of smoke	217 W GREEN ST, NANTICOKE, PA 18634
2100136	311 - Medical assist, assist EMS crew	315 W MAIN ST, NANTICOKE, PA 18634
2100133	571 - Cover assignment, standby, moved	2 Zack ST, Hanover Township, PA 18706
2100134	324 - Motor vehicle accident with no injuries	270 E MAIN ST, NANTICOKE, PA 18634
2100135	311 - Medical assist, assist EMS crew	E GREEN ST & PROSPECT ST, NANTICOKE, PA
Incident Date: 2/28/2021		
2100143	311 - Medical assist, assist EMS crew	13 AGOSTINA DR, NANTICOKE, PA 18634
2100140	324 - Motor vehicle accident with no injuries.	150 Alden Mtn RD, Newport twp, PA 18634
2100142	611 - Dispatched & canceled en route	241 Oak ST, Sugar Notch, PA 18706
2100139	311 - Medical assist, assist EMS crew	363 E CHURCH ST, NANTICOKE, PA 18634
2100141	311 - Medical assist, assist EMS crew	27 Prince ST #2, Newport Township, PA 18634
2100137	611 - Dispatched & canceled en route	480 W MAIN ST, NANTICOKE, PA 18634
2100138	311 - Medical assist, assist EMS crew	270 E MAIN ST, NANTICOKE, PA 18634

NANTICOKE FIRE DEPARTMENT

To: Mayor's Office and City Council

From: Rick Josefowicz

Subject: Street Department Report for the Month of February 2021

Date: 3/11/2021

#### Signs

1. Two handicap signs were installed.
  - a. 223 East Noble Street
  - b. 160 East Ridge
2. Two handicap placards were changed.
  - a. 211 West Ridge Street
  - b. 118 Center Street
3. Re-installed street signs.
  - a. Corner of North Market and Broadway Streets.

#### COG Paving

1. Nothing to note.

#### City Property Maintenance and Repairs

1. Weekly Maintenance in City Hall.
2. Emptied both trash cans located at the bus stop shelters once during the month.
3. Cleaned shop inside three times during the month due to salt on trucks and loader.
4. Tar rings were placed on manholes City wide at different locations throughout the City. This is a permanent repair to prevent plow from hitting casting of manhole.
5. Ten bags of salt were taken to City building to be used for sidewalks.
6. Ten bags of salt were taken to Fire Headquarters to be used for their ramp and sidewalks.
7. Hole in tree lawn was filled with topsoil at 104 West Washington Street.

#### Snowstorms and Snow Removal

1. All plows were put on trucks to prepare for upcoming snowstorm.
2. Plowed snow and salted all City streets during the 3-day storm from 2/1/2021-02/03/2021, snow totaled approximately 14 inches.
3. 2/3/2021
  - a) Cleaned all parking lots, city sidewalks and assisted Fire Department remove snow from around fire plugs.

4. 2/5/2021
  - a) Salted all City streets, City parking lots. 1 ½ inches of snow.
  - b) Hauled snow from the corners of the following streets.
    - i. Fairchild and West Union
    - ii. Opened Alley way off West Field Street at the request of the mayor.
    - iii. Corners of Broadway and Arch Streets.
5. 2/7/2021
  - a) Salted all City Streets and City parking lots. Cleaned snow from all City sidewalks.
  - b) Hauled snow from all corners on Slope Street
6. 2/9/2021
  - a) Plowed and salted all City streets and City parking lots. Cleaned snow from all City sidewalks.
7. 2/10/2021-Hauled snow.
  - a) From around City Building and Saint Joseph's parking lot.
8. 2/11/2021
  - a) Plowed and salted all City streets and City parking lots. Cleaned snow from all City sidewalks. Two inches of snow.
9. 2/12/2021-Hauled snow.
  - a) Corners in Hanover Section
  - b) Corners of West Field and Maple Streets
  - c) Corners of East Main and Spring Streets
  - d) Corners of East Washington and Hanover Streets
  - e) Around the outside of Patriot Park.
10. 2/15/2021
  - a) Salted all City streets, City parking lots and City sidewalks due to ice storm.
11. 2/16/2021-Hauled snow.
  - a) Corners of Hanover and Broad Streets all the way to Hanover and Grand Streets.
12. 2/17/2021-Hauled snow.
  - a) Honey Pot Section
  - b) Corners on College Street from Green Street to Washington Street
13. 2/18/2021
  - a) Salted all City Streets and City parking lots due to snow.
14. 2/19/2021
  - a) Salted all City Streets, City parking lots and cleaned City sidewalks.
15. 2/22/2021
  - a) Salted all City Streets, City parking lots and City sidewalks.
16. 2/24/2021
  - a) Hauled large piles of snow from various Streets.
17. 2/25/2021-Hauled snow.
  - a) East Field and Prospect Streets.
  - b) East Field and Market Streets.



#### Pothole Patching

1. Two ton of cold patch was used to patch potholes City wide including alleys as needed.

#### P.A.1 Calls

1. There were **49** P.A.1 calls during the month. Roads and Alleys were marked as required.

#### Sewer and Storm Water

1. Two Sewer or Storm Water calls were received during the month.
  - a. 2/17/2021-347 East Washington Street-blocked lateral.
  - b. 600 Block of Perry Street. Main was blocked. WVSA was called. Main is now open.

#### Vehicle and Equipment Maintenance

1. Checked all fluids in trucks and equipment once during the month.
2. All trucks were washed during the month four times due to salt.
3. Changed cutting edge on Skid'steer, in house.
4. Changed cutting edge on plow for the F-350, in house.
5. Loader was washed four times during the month to remove all salt.
6. Repaired plow lights on 2013 Ram 5500, in house.
7. Repaired three snow shovels in house, handles were falling off

#### Gas Leaks

1. No gas leaks reported during the month.

#### Water Leaks

1. No water leaks reported during the month.

#### 911 Calls

1. Two calls during the month.
  - a. All calls were for snow and icy roads.

#### Miscellaneous

1. Roadkill was removed from Walnut Street.
2. 120 ton of bulk salt was delivered during the month.

### Fuel Report

Truck #	Miles	Gallons	Fuel Type
1	745	162	Gas
2	562	145	Gas
3	608	146.7	Diesel
4	361	75.9	Diesel
5	732	173.9	Diesel
6	865	136	Gas
Chevy	0	0	Gas
Skid'steer	0	49.7	Diesel
Loader	0	44.5	Diesel
Misc cans for tractors and grass cutters		0	
<b>Total</b>		<b>933.7</b>	

**MARCH 2021 CODE REPORT**

**INSPECTIONS**

**COST**

INSPECTIONS	4	\$ 240.00
ELECTRICAL INSPECTION	5	\$ 375.00
SALE OCCUPANCY	11	\$ 1,100.00
RENTAL OCCUPANCY	13	\$ 715.00
COMM OCCUPANCY		

**PERMITS**

BUILDING	13	\$ 1,058.50
ELECTRICAL		
PLUMBING		
DUMPSTER	2	\$ 30.00
LANDLORD LIC	4	\$ 500.00
STREET VENDOR		
PAVE CUTS		
VACANCY	1	\$ 350.00
PLAN REVIEW		
PLANNING COMM		
PLANNING ENGINEER		
ZONING		
ZONING AD		
SEWER TAP IN		
finer		
BOOKS		
CONTRACTOR LICENSE		
SPECIALTY CONTRACTOR		
HEALTH LICENSE		
BYOB	1	\$ 100.00
<b>TOTAL DEPOSITS</b>		<b>\$ 4,468.50</b>

PREPARED BY ANN KOTSKO

**HONORABLE MAYOR AND COUNCIL**

**I WISH TO SUBMIT THE REFUSE FEE  
COLLECTIONS FOR THE MONTH OF FEBRUARY  
2021.**

**REFUSE \$85,779.00  
RETURNED CHECK \$129.00  
REFUNDS \$  
RESEARCH FEE \$  
CREDIT/DEBT CARDS \$387.00**

**TOTAL =\$86,037.00**

**MONEY COLLECTED FOR 2021 IS \$706,872.01**

**MONEY FOR THE ABOVE REFUSE FEE AND  
OTHERS AS LISTED ABOVE HAS BEEN  
DEPOSITED AT THE TREASURER OFFICE.**

**RESPECTFULLY YOURS,**

*Patricia Zandavoli*

**REFUSE DELINQUENT MONEY COLLECTED IN  
JANUARY 2021 TO FEBRUARY IS \$30,852.24**

City of Nanticoke  
Income Statement  
For the Two Months Ending February 28, 2021

	Current Month	Year to Date	Current M-T-D Budget	Year to Date Budget
Revenues				
Real Estate - Current	\$ 128,125.36	146,207.92	140,416.67	1,685,000.00
Real Estate--Delinquent	8,265.48	16,290.77	14,583.33	175,000.00
Residence Tax Current	97.20	506.50	1,666.67	20,000.00
Residence Tax--Prior Year	1,235.00	1,573.18	0.00	0.00
Per Capita--Current	97.20	506.50	1,666.67	20,000.00
Per Capita--Delinquent	1,235.00	1,573.19	0.00	0.00
Real Estate Transfer Tax	269,746.49	274,626.76	4,666.67	56,000.00
Merchandise/Business Privilege	9,606.08	14,742.08	10,416.67	125,000.00
Current EIT - Act 511	598,378.13	710,135.25	251,458.33	3,017,500.00
Local Services Tax	17,981.16	20,219.57	7,916.67	95,000.00
Amusement Tax	0.00	0.00	383.33	4,600.00
Street Vendor Permits	0.00	0.00	20.83	250.00
Contractor License Income	200.00	850.00	416.67	5,000.00
BYOB Annual Fees	100.00	100.00	25.00	300.00
Cable Television Tax	35,996.33	35,996.33	12,250.00	147,000.00
Dumpster Permit Income	30.00	60.00	62.50	750.00
Magistrate Fines	1,891.09	2,943.29	2,083.33	25,000.00
Magistrate Fines/Code Dept	341.87	427.11	0.00	0.00
State Police Fines	0.00	0.00	416.67	5,000.00
Parking Ticket/Ordinance Viol.	660.00	1,575.00	833.33	10,000.00
Clerk of Court/Probation Fines	463.26	463.26	375.00	4,500.00
Restitution	706.39	990.20	166.67	2,000.00
Interest Income	0.00	0.00	566.67	6,800.00
Rental Income Dist Judge	1,500.00	3,000.00	1,500.00	18,000.00
UDAG Income	0.00	0.00	25.00	300.00
Liquor Control Board	0.00	0.00	283.33	3,400.00
Pension -- State Aid	0.00	0.00	24,750.00	297,000.00
Volunteer Fire Company Relief	0.00	0.00	0.00	32,000.00
Police AG Pay Reimbursement	0.00	0.00	916.67	11,000.00
Police Drug Task Force Reimb	0.00	330.20	0.00	0.00
POLICE SERVICES HOUSING AGRE	0.00	0.00	2,083.33	25,000.00
Fire Services Agreement/Plym Tp	975.00	2,175.00	0.00	0.00
Zoning/Subdivision/Land Fees	0.00	450.00	416.67	5,000.00
Planning Commission	0.00	0.00	83.33	1,000.00
Zoning Hearing Fees	0.00	0.00	83.33	1,000.00
Plan Review	0.00	0.00	291.67	3,500.00
Sale of Maps & Publications	0.00	0.00	6.25	75.00
Police Reports- Copies	400.00	790.00	233.33	2,800.00
Police Alarm Fees	90.00	110.00	62.50	750.00
Police- Handicap Sign Fees	200.00	300.00	375.00	4,500.00
Fire Reports	0.00	0.00	2.08	25.00

For Management Purposes Only

City of Nanticoke  
Income Statement  
For the Two Months Ending February 28, 2021

	Current Month	Year to Date	Current M-T-D	Year to Date
		Budget	Budget	Budget
Building Permits	1,268.50	3,451.50	5,000.00	60,000.00
Building Inspections	180.00	900.00	0.00	0.00
Electrical Permits	0.00	0.00	125.00	1,500.00
Electrical Inspections	225.00	375.00	0.00	0.00
Plumbing Permits	0.00	0.00	41.67	500.00
Occupancy Permits- Residential	1,100.00	3,200.00	1,250.00	15,000.00
Commercial Occupancy Permits	0.00	0.00	166.67	2,000.00
Rental Inspection	715.00	1,925.00	916.67	11,000.00
Landlord Fees	500.00	950.00	3,000.00	36,000.00
Mechanical Insp. Fees	0.00	0.00	16.67	200.00
Plumbing/Heating Insp. Fees	0.00	0.00	41.67	500.00
Vacant/Abandoned Bldg Registr	350.00	350.00	583.33	7,000.00
Street Repair -- Pave Cuts	0.00	802.00	833.33	10,000.00
Health Inspection Services	0.00	0.00	341.67	4,100.00
Misc Revenue	2,061.00	9,102.58	1,666.67	20,000.00
Big Bang Event Income	2,610.00	3,110.00	0.00	0.00
Copy Income	6,420.96	10,810.02	3,833.33	46,000.00
Transfer from Sewer Fund	0.00	0.00	17,862.33	214,348.00
Transfer from Refuse	0.00	0.00	6,489.25	77,871.00
Transfer from Community Develo	0.00	0.00	13,452.33	161,428.00
<b>Total Revenues</b>	<b>1,093,751.50</b>	<b>1,271,918.21</b>	<b>537,124.76</b>	<b>6,477,497.00</b>
<b>Cost of Sales</b>	<b>0.00</b>	<b>0.00</b>	<b>0.00</b>	<b>0.00</b>
<b>Total Cost of Sales</b>	<b>0.00</b>	<b>0.00</b>	<b>0.00</b>	<b>0.00</b>
<b>Gross Profit</b>	<b>1,093,751.50</b>	<b>1,271,918.21</b>	<b>537,124.76</b>	<b>6,477,497.00</b>
<b>Expenses</b>				
Salary - Executive/Elected	1,269.20	2,869.16	1,333.33	16,000.00
Salary--Mayor	769.24	1,923.10	833.33	10,000.00
FICA- Executive	155.94	366.62	165.75	1,989.00
U comp executive	0.00	0.00	109.42	1,313.00
Office Supplies- Executive	33.49	33.49	16.67	200.00
Professional Fees- Executive	0.00	1,696.67	20.83	250.00
Transportation & Travel- Exec	0.00	0.00	20.83	250.00
Insurance E&O - Executive	0.00	0.00	616.67	7,400.00
Dues & Memberships- Executive	0.00	305.00	375.00	4,500.00
Meetings & Conferences- Exec	0.00	0.00	41.67	500.00
Salary-City Administrator	5,051.52	10,383.68	6,064.42	72,773.00

For Management Purposes Only



City of Nanticoke  
Income Statement  
For the Two Months Ending February 28, 2021

	Current Month	Year to Date	Current M-T-D Budget	Year to Date Budget
Vision Insurance-Admin	0.00	0.00	11.33	136.00
Health/Hospital Insurance-Admin	39.41	39.41	0.00	0.00
Life Insurance- Administrator	69.99	139.98	46.25	555.00
FICA- Administrator	419.81	1,049.52	463.92	5,567.00
Unemployment Comp Ins -Admin	0.00	0.00	43.75	525.00
Health Care Buyout - Admin	0.00	0.00	333.33	4,000.00
Office Supplies- Admin	30.99	115.73	41.67	500.00
Admin Computer	834.00	1,284.00	104.16	1,250.00
Communication/Phone- Admin	0.00	0.00	29.17	350.00
Transportation & Travel- Admin	0.00	0.00	83.33	1,000.00
Advertising, Printing- Admin	0.00	0.00	20.83	250.00
Workers Compensation-Admin	14.92	29.84	83.33	1,000.00
Dues,Subscripts &Members-Admin	0.00	0.00	41.67	500.00
Meetings & Conferences, Admin	0.00	0.00	62.50	750.00
Salary- Finance Director	4,132.84	10,332.10	4,638.17	55,658.00
Salaries Fin. Coor.&Admin.Asst.	614.60	3,248.60	3,795.00	45,540.00
Salary Open Records	160.00	400.00	173.33	2,080.00
Dental Insurance- Finance	0.00	0.00	152.17	1,826.00
Vision Insurance- Finance	0.00	0.00	22.67	272.00
Health/Hospital Ins- Finance	6,270.48	6,270.48	6,096.33	73,156.00
Life Insurance- Finance	96.00	192.00	92.50	1,110.00
FICA- Finance	511.96	1,380.65	645.17	7,742.00
Unemployment Comp Ins -Finance	0.00	0.00	87.50	1,050.00
Office Supplies- Finance	406.62	1,041.29	291.67	3,500.00
Payroll Service - Finance	342.36	1,144.45	475.00	5,700.00
City Audit - Finance	0.00	0.00	1,600.00	19,200.00
Bank Charges - Finance	0.00	0.00	8.33	100.00
Communication/Phone- Finance	0.00	0.00	391.67	4,700.00
Transport & Travel- Finance	0.00	0.00	41.67	500.00
Advertising, Printing- Finance	0.00	0.00	41.67	500.00
Surety and Fidelity-Finance	0.00	0.00	233.33	2,800.00
Workers Compensation- Finance	14.92	29.84	115.92	1,391.00
Dues,Subscrips,&Member-Finance	0.00	0.00	41.67	500.00
Meetings & Conferences-Finance	0.00	0.00	41.67	500.00
NonUniform Pension MMO Finance	0.00	0.00	5,875.33	70,504.00
Minor Equipment-Finance	0.00	0.00	62.50	750.00
Salary- Treasurer Clerical	3,500.80	8,752.00	3,734.92	44,819.00
Dental Insurance- Treasurer	0.00	0.00	24.08	289.00
Vision Insurance-Treasurer	0.00	0.00	4.58	55.00
Medical Insurance-Treasurer	1,328.91	1,328.91	1,300.58	15,607.00
Life Insurance-Treasurer	47.77	95.54	46.25	555.00
FICA-Treasurer	259.28	648.21	285.75	3,429.00

For Management Purposes Only

City of Nanticoke  
Income Statement  
For the Two Months Ending February 28, 2021

	Current Month	Year to Date	Current M-T-D Budget	Year to Date Budget
Unemployment Comp Ins - Treas	0.00	0.00	43.75	525.00
Office Supplies-Treasurer	0.00	112.50	62.50	750.00
Minor Equipment- Treasurer	0.00	0.00	41.67	500.00
Berkheimer EIT Commission	8,891.46	10,779.97	3,333.33	40,000.00
Berkheimer Other Commission	413.81	524.43	500.00	6,000.00
Per Capita TaxBill - Treasurer	0.00	1,003.00	458.33	5,500.00
Tax Collection Fees	0.00	0.00	1,041.67	12,500.00
Printing&Advertising- Treasurer	0.00	0.00	104.17	1,250.00
Surety & Fidelity Bond -Treasu	0.00	0.00	133.33	1,600.00
Worker's Comp- Treasurer	0.00	0.00	51.25	615.00
Dues and Memberships-Treasurer	0.00	0.00	8.33	100.00
City Solicitor Retainer -Legal	850.00	1,700.00	850.00	10,200.00
Solicitor Hourly - Legal	4,416.85	6,308.35	4,166.67	50,000.00
Solicitor Labor Counsel -Legal	3,115.52	3,115.52	833.33	10,000.00
Solicitor Labor Hourly	0.00	2,850.00	0.00	0.00
Legal Enviro	0.00	0.00	208.33	2,500.00
Conflict Council	0.00	0.00	41.67	500.00
Salary - City Clerk	384.62	961.55	416.67	5,000.00
FICA- Clerk	29.42	73.54	31.92	383.00
Unemployment- Clerk	0.00	0.00	25.00	300.00
Office Supplies- Clerk	0.00	0.00	20.83	250.00
City Hall Supplies - Clerk	0.00	0.00	8.33	100.00
Ordinance Codification-Clerk	0.00	0.00	276.25	3,315.00
Advertising/Printing- Clerk	0.00	187.35	233.33	2,800.00
Workers Compensation-Clerk	14.92	29.84	5.75	69.00
Dues, Subscrips,&Members-Clerk	0.00	0.00	20.83	250.00
Other Admin - SPCA Fees	0.00	4,604.60	291.67	3,500.00
Architect& Engineer - Pub Prop	0.00	0.00	2,916.67	35,000.00
Salary Cleaning - Public Prop	420.00	1,115.00	1,500.00	18,000.00
FICA- Public Prop	32.13	85.30	114.75	1,377.00
Unemploy Comp - Public Prop	0.00	0.00	9.50	114.00
Materials&Supplies-Public Prop	0.00	6.04	333.33	4,000.00
Common Exp Water/Shred Pub Pro	85.10	161.60	108.33	1,300.00
Computer Expense -Public Prope	798.00	950.00	208.33	2,500.00
Fire Alarm Install/Monitoring	23.00	46.00	25.00	300.00
Telephone - Public Property	0.00	475.18	166.67	2,000.00
Postage - Public Property	0.00	217.20	208.33	2,500.00
Copier - Public Property	0.00	0.00	125.00	1,500.00
Worker's Comp.-Public Prop	14.92	29.84	19.17	230.00
Utilities City Hall - Pub Prop	7,224.09	11,332.96	4,166.67	50,000.00
Utilities - Public Property	736.94	3,090.24	1,083.33	13,000.00
Property Maintenance - Pub Prop	3,583.98	7,933.12	1,500.00	18,000.00

For Management Purposes Only

City of Nanticoke  
Income Statement  
For the Two Months Ending February 28, 2021

	Current Month	Year to Date	Current M-T-D Budget	Year to Date Budget
Postage Meter Lease & Supplies	0.00	0.00	100.00	1,200.00
Safety Committee	0.00	0.00	20.83	250.00
Cleaning - Public Property	1,997.64	4,136.23	250.00	3,000.00
Minor Equip - Public Property	0.00	0.00	41.67	500.00
Salary- Police Chief	6,375.00	15,937.50	7,274.42	87,293.00
Salary - Patrol Officers	53,254.40	129,176.80	67,518.33	810,220.00
Part-Time Police Earnings	0.00	2,551.50	1,666.67	20,000.00
Salary Admin Asst.- Police	3,500.80	8,752.00	3,782.83	45,394.00
Dental Insurance-Police	0.00	0.00	885.33	10,624.00
Vision Insurance-Police	0.00	0.00	133.83	1,606.00
Medical Insurance-Police	36,720.02	36,720.02	42,340.83	508,090.00
Life Insurance-Police	266.63	533.26	312.25	3,747.00
Pension MMO - Police	0.00	0.00	34,999.67	419,996.00
Fica/Medicare-Police Officers	754.77	2,558.99	1,313.58	15,763.00
Unemployment Comp Ins- Police	0.00	0.00	656.25	7,875.00
FICA/Medicare Clerical -Police	260.46	651.14	289.42	3,473.00
Health Care Buy Out Police	0.00	0.00	333.33	4,000.00
Holiday Pay Police	0.00	0.00	3,883.50	46,602.00
Personal Day Pay Police	0.00	1,918.40	241.67	2,900.00
Police Sick Time Bonus	1,000.00	3,547.92	20.83	250.00
Police Overtime	5,371.98	16,413.81	5,833.33	70,000.00
Police Court Pay	91.66	91.66	2,083.33	25,000.00
Other Pay	0.00	0.00	2,000.00	24,000.00
Police AG Pay	0.00	0.00	1,250.00	15,000.00
Office Supplies-Police	257.10	565.17	333.33	4,000.00
Gas, Oil & Operating Exp-Police	1,031.14	2,374.76	1,666.67	20,000.00
Clothing Allowance-Police	0.00	209.25	866.67	10,400.00
Uniform Replacement	1,755.36	1,955.36	62.50	750.00
Reserve Officer Uniforms	0.00	0.00	583.33	7,000.00
Vehicle Maintenance-Police	567.64	7,596.56	833.33	10,000.00
Materials & Supplies-Police	175.36	1,573.06	500.00	6,000.00
Supplies Ammunition - Police	0.00	0.00	166.67	2,000.00
Computer Expense - Police	1,164.00	1,164.00	500.00	6,000.00
Communication Exp - Police	442.47	2,080.03	833.33	10,000.00
Membership/Advertise Police	0.00	0.00	41.67	500.00
Worker's Comp-Police	6,505.46	13,008.89	7,875.08	94,501.00
Vehicle Insurance-Police	0.00	0.00	750.00	9,000.00
Electric Expense - Police	0.00	0.00	300.00	3,600.00
Medical Testing - Police	0.00	0.00	125.00	1,500.00
Equipment Maintenance - Police	0.00	0.00	83.33	1,000.00
Training-Police	0.00	0.00	83.33	1,000.00
Drug& Alcohol Test Fees-Police	85.00	255.00	416.67	5,000.00

For Management Purposes Only

City of Nanticoke  
Income Statement  
For the Two Months Ending February 28, 2021

	Current Month	Year to Date	Current M-T-D Budget	Year to Date Budget
Misc.	0.00	0.00	41.67	500.00
Post Retirement Health - Polic	8,668.87	10,215.77	15,332.25	183,987.00
Minor Equipment - Police	4,116.09	4,394.22	666.67	8,000.00
Police Vehicle Lease	0.00	10,986.61	3,125.00	37,500.00
Salary Fire Chief	4,221.60	12,664.80	6,097.25	73,167.00
Salary Firefighters	44,501.25	119,061.11	53,817.33	645,808.00
Salary - Part Time Firefighter	0.00	213.50	666.67	8,000.00
Salary Deputy Chief	0.00	0.00	208.33	2,500.00
Dental Insurance-Fire	0.00	0.00	605.08	7,261.00
Vision Insurance-Fire	0.00	0.00	93.08	1,117.00
Medical Insurance-Fire	38,951.79	38,951.79	28,734.08	344,809.00
Life Insurance-Fire	287.79	530.08	564.58	6,775.00
Pension MMO - Fire	0.00	0.00	15,697.08	188,365.00
FICA- Fire	4,338.87	12,127.67	4,936.75	59,241.00
Unemployment Comp Ins -Fire	0.00	0.00	481.25	5,775.00
Health Care Buy Out-Fire	0.00	0.00	333.33	4,000.00
Holiday Pay Fire	0.00	7,226.82	2,509.00	30,108.00
Fire Sick Time BB Bonus	2,000.00	3,000.00	83.33	1,000.00
Overtime- Fire	6,434.61	16,145.28	1,666.67	20,000.00
Shift Differential	0.00	0.00	200.00	2,400.00
Call Back Time	954.16	3,618.27	1,500.00	18,000.00
Fire Other Pay	0.00	0.00	1,000.00	12,000.00
Office Supplies- Fire	229.43	229.43	41.67	500.00
Vehicle Gas & Oil - Fire	550.03	1,061.61	833.33	10,000.00
Clothing Allowance-Fire	0.00	0.00	733.33	8,800.00
Vehicle Maintenance-Fire	0.00	4,225.96	1,666.67	20,000.00
Maintenance & Repairs-Fire	900.00	978.00	666.67	8,000.00
Materials & Supplies - Fire	258.70	2,350.19	925.00	11,100.00
Major Equipment Purchase-Fire	0.00	0.00	208.33	2,500.00
Minor Equipment-Fire	134.97	519.22	666.67	8,000.00
Fire Hose & Couplings	470.21	470.21	41.67	500.00
Communication Expense-Fire	400.10	800.20	458.33	5,500.00
Property Insurance - Fire	0.00	0.00	291.67	3,500.00
Worker's Comp Paid Drivers	4,327.86	8,654.38	8,666.67	104,000.00
Worker's Comp. Volunteers	2,506.60	5,012.42	4,583.33	55,000.00
Vehicle Insurance-Fire	0.00	0.00	1,416.67	17,000.00
Firehouse Utilities (Main)	1,554.09	2,746.26	708.33	8,500.00
Electric Tower - Fire	0.00	0.00	300.00	3,600.00
Hydrant Rental	0.00	0.00	3,416.67	41,000.00
Utilities-Volunteer Sta	427.33	759.21	416.67	5,000.00
Fire- Computer Maintenance	1,822.00	1,822.00	250.00	3,000.00
Repairs/Building- Fire	0.00	0.00	833.33	10,000.00

For Management Purposes Only

City of Nanticoke  
Income Statement  
For the Two Months Ending February 28, 2021

	Current Month	Year to Date	Current M-T-D	Year to Date
		Budget	Budget	Budget
Fire Training	0.00	0.00	266.67	3,200.00
Post Retirement Health - Fire	3,954.92	5,817.82	15,629.42	187,553.00
Volunteer Fire State Aid	0.00	0.00	2,666.67	32,000.00
Repairs to Volunteer Fire Stat	0.00	0.00	62.50	750.00
Major Equip Purchase - Fire	0.00	7,300.99	0.00	0.00
Salary - Code Official	0.00	0.00	3,000.00	36,000.00
Salary - Health Inspector	0.00	0.00	333.33	4,000.00
Salary - Planning/Zoning/Code	1,957.50	4,952.75	1,500.00	18,000.00
Salary Assst/PT Code Inspector	1,728.00	3,708.00	0.00	0.00
Salary Electrical Inspector	450.00	975.00	0.00	0.00
FICA- Code Department	281.94	662.55	369.75	4,437.00
Unemployment Comp Ins -Code	0.00	0.00	131.25	1,575.00
Office Supplies-Code Official	35.90	35.90	83.33	1,000.00
Building Codes-Code Official	0.00	0.00	166.67	2,000.00
Vehicle Maintenance - Code	285.60	341.20	125.00	1,500.00
Materials and Supplies Code	0.00	0.00	100.00	1,200.00
Vehicle Gasoline - Code	44.21	80.99	166.67	2,000.00
Computer Expense - Code Offici	0.00	0.00	83.33	1,000.00
Title Work	0.00	0.00	62.50	750.00
Appraisal	0.00	0.00	62.50	750.00
Communication Code Official	183.93	368.99	208.33	2,500.00
Advert&Printing-Code Official	0.00	0.00	83.33	1,000.00
Worker's Comp.-Code Official	33.84	67.67	78.25	939.00
Code Vehicle Ins	0.00	0.00	83.33	1,000.00
Training, Memberships-Code Off	0.00	0.00	100.00	1,200.00
General Expense-code	0.00	0.00	250.00	3,000.00
Code - Plan Review for Permits	0.00	0.00	83.33	1,000.00
Planning & Zoning Eng & Other	0.00	0.00	208.33	2,500.00
Planning & Zoning Legal Fees	0.00	0.00	416.67	5,000.00
Planning & Zoning Advertising	185.00	185.00	166.67	2,000.00
Salary & Wages-Public Works	14,297.60	35,744.00	15,101.83	181,222.00
PW Seasonal Salaries	0.00	0.00	416.67	5,000.00
Dental Insurance-Pub Works	0.00	0.00	176.33	2,116.00
Vision Insurance-Pub Works	0.00	0.00	20.50	246.00
Medical Insurance-Pub Works	7,599.39	7,599.39	7,396.92	88,763.00
Life Insurance-Pub Works	191.29	382.58	185.00	2,220.00
FICA-Public Works	1,367.09	3,342.96	1,164.92	13,979.00
Unemployment Comp Ins -PubWork	0.00	0.00	175.00	2,100.00
Health Care Buy - Public Works	0.00	0.00	333.33	4,000.00
Overtime- Public Works	4,155.24	9,410.72	666.67	8,000.00
Veh Gas & Oil-Public Works	3,051.67	4,255.58	1,166.67	14,000.00
Clothing-Allowance-Public Work	0.00	0.00	583.33	7,000.00

For Management Purposes Only

City of Nanticoke  
Income Statement

For the Two Months Ending February 28, 2021

	Current Month	Year to Date	Current M-T-D	Year to Date
		Budget	Budget	Budget
Road Maintenance Materials	0.00	0.00	125.00	1,500.00
Materials & Supplies -Pub Work	285.05	310.04	166.67	2,000.00
PW Office Supplies	0.00	318.74	62.50	750.00
Vehicle Repairs - Public Works	0.00	1,204.40	1,083.33	13,000.00
Equip Repairs - Public Works	0.00	150.00	83.33	1,000.00
PW Building Maint & Repair	840.00	1,045.00	0.00	0.00
Engineering Serv - Public Work	0.00	0.00	166.67	2,000.00
Communication/Phone -Pub Works	137.44	137.44	137.50	1,650.00
Worker's Comp. - Public Works	1,340.32	2,680.22	1,511.17	18,134.00
Veh&Equip Insurance - Pub Work	0.00	0.00	500.00	6,000.00
Utilities - Public Works	882.11	1,602.61	500.00	6,000.00
DPW-Maintenance& Repairs	0.00	0.00	416.67	5,000.00
Emergency Service - Pub Works	0.00	0.00	166.67	2,000.00
Mechanical Service - Pub Works	97.14	194.28	208.33	2,500.00
Equipment Rentals - Pub Works	0.00	0.00	125.00	1,500.00
General Expense - Pub Works	24.50	34.50	291.67	3,500.00
Demolition	518.40	518.40	4,166.67	50,000.00
Minor Equipment - Public Works	0.00	0.00	833.33	10,000.00
Public Works Truck Lease	0.00	8,567.93	1,188.83	14,266.00
Parks & Rec Board Expense	0.00	0.00	8.33	100.00
Maintenance - Parks & Recreati	0.00	0.00	41.67	500.00
Fuel, Light, Water - Park	236.23	478.53	225.00	2,700.00
Misc-pubpropparks	0.00	0.00	41.67	500.00
Minor Equip-Parks	0.00	0.00	83.33	1,000.00
Interfund Transfer Sewer Fund	0.00	0.00	0.00	214,348.00
Interfund Transfer Refuse	0.00	0.00	0.00	77,871.00
Liability Insurance	0.00	0.00	5,833.33	70,000.00
Misc. Expense	0.00	0.00	466.17	5,590.00
Operating Trnsf	0.00	0.00	11,000.00	132,000.00
Transfer to Capital Expend.	0.00	0.00	6,418.50	77,022.00
<b>Total Expenses</b>	<b>351,207.36</b>	<b>737,803.90</b>	<b>515,440.14</b>	<b>6,477,497.00</b>
<b>Net Income</b>	<b>\$ 742,544.14</b>	<b>\$ 534,114.31</b>	<b>21,684.62</b>	<b>0.00</b>

For Management Purposes Only