

NANTICOKE CITY POLICE DEPARTMENT
NANTICOKE, PENNSYLVANIA

Office of the Chief of Police
Monthly Report of Activities
May 2021

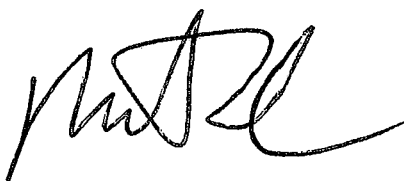
Total Incidents in May..... 514
Total Incidents in 2021.....2,305

Incident Listing By Type is attached	
Activity	Number
Traffic Violations and Citations Issued	46
Non-Traffic Citations Issued	31
Parking Tickets Issued	46
Written Warnings Issued	17
Abandoned Vehicles Removed	17
Motor Vehicle Accidents	22
Criminal Arrests	Counts
Abandoned Vehicle	14
Assault	10
Criminal Mischief	3
Disorderly Conduct	6
Fire Arm Violations	1
Fugitive From Justice	2
Harassment	18
Protection from Abuse Violations	4
Public Drunkenness	2
Strangulation	1
Theft	1
Threats	1
Trespassing	1
Unauthorized Use of Motor Vehicle	1
Total Criminal Arrests	65

Monthly Patrol Mileage		Total Mileage on Vehicle
Car # 4	843	16,442
Car # 5	434	55,618
Car # 6	834	2,424
Car # 8	1,158	81,220
Car # 9	1,042	64,874
Car # 10	859	27,752

Total Patrol Mileage.... 5,170

Respectfully Submitted,



Michael Roke
Chief of Police


NANTICOKE CITY POLICE DEPARTMENT
Nanticoke, Pennsylvania

Police Chief's Report
Cash and Checks Received

May 2021 Checks/Cash/Credit

May 2021 Magistrate's Report Nanticoke	\$ 3,150.79
May 2021 Parking Tickets Nanticoke	\$ 630.00
May 2021 Police Reports	\$ 210.00
May 2021 Signs	\$ 100.00
May 2021 Alarm Fees	\$ 80.00
May 2021 Luzerne County Probation (Fines)	\$ 1,074.73
May 2021 Luzerne County Probation (Restitution)	\$ 60.26

Total \$ 5,305.78



Michael Roke
Chief of Police

Calls for Service - by UCR Code

Incidents Reported Between 05/01/2021 and 05/31/2021

All Municipalities



Code	Description	Primary Count	Secondary UCR Count		
			Code 2	Code 3	Code 4
0224	ASSAULT TO RAPE-OTHER FORCIBLE MEANS	1			
0490	ASSAULT - REPORTS	2			
0513	BURGLARY-FORCED ENTRY-RESIDNTL-TIME UNKN	1			
0516	BURGLARY-FORCED ENTRY-NON-RESID-TIME UNK	1			
0614	THEFT-\$200 & OVER-FROM AUTO (EXCPT 0615)	1			
0616	THEFT-\$200 & OVER-BICYCLES	1			
0619	THEFT-\$200 & OVER-ALL OTHER	1			
0627	THEFT-\$50 TO \$200-FROM BUILDINGS	2			
0690	THEFT-REPORTS	3			
0710	MOTOR VEHICLE THEFT-AUTO	1			
0800	ASSAULTS - OTHER ASSAULTS (SIMPLE)	0			
0810	SIMPLE PHYSICAL ASSAULTS	3		1	
0830	SEXUAL ASSAULT	1		1	
1100	FRAUD	3	1		
1130	FLIM FLAM	1			
1140	UNAUTHORIZED USE OF A MV	1			
1190	FRAUD-ALL OTHER(FLIM FLAM,CONFIDENCE	4			
1331	STOLEN PROP.-POSSESSING - MOTOR VEHICLE	2			
1410	CRIMINAL MISCHIEF TO AUTOMOBILES	3	1		
1430	CRIMINAL MISCHIEF - PUBLIC BUILDINGS	0	1		
1440	CRIMINAL MISCHIEF - ALL OTHER	4			
1531	WEAPONS - POSSESSION - FIREARMS	1			
1810	DRUG VIOLATIONS	1	2		
1831	NARCOTICS-POSSESSION-MORPHINE,HEROIN,ETC	0		1	
1841	NARCOTICS-USE-MORPHINE, HEROIN,CODIENEC	2			
1842	NARCOTICS-USE-MARIJUANA, HASHISH, ETC.	0	1		
1844	NARCOTICS-USE-OTHER DANGEROUS	1			
1890	NARCOTICS - REPORTS	1			
1891	DRUG EQUIPMENT VIOLATIONS	1	1		
2020	OFFENSES AGAINST FAMILY-CHILD ABUSE	6			
2110	DRIVING UNDER THE INFLUENCE-LIQUOR/DRUGS	1	1		
2111	DRIVING UNDER THE INFLUENCE - ALCOHOL	1			
2121	DRIVE UNDER INFLUENCE - DRUGS	1			
2300	PUBLIC DRUNKENESS	3	1		
2400	DISORDERLY CONDUCT	7	2		
2410	HARASSMENT BY COMMUNICATION	1			
2420	DISORDERLY CONDUCT-PUBLIC PLACES	0	1		
2430	FIGHTING (AFFRAY)	2			
2440	DISORDERLY CONDUCT-DISTURBING THE PEACE	16			
2450	HARASSMENT	25	4		1
2480	DISORDERLY CONDUCT-ALL OTHERS	0	1		
2491	FIREWORKS	2			
2600	ALL OTHER CRIMES CODE VIOLATIONS	1	1	1	
2610	BLACKMAIL & EXTORION	1			
2632	LITTERING	1			
2647	ALL OTHERS - PROTECTIVE ORDERS	13			
2648	PORNOGRAPHY/OBSCENE MATERIAL	1			
2650	ALL OTHERS - PUBLIC NUISANCE	1			

Calls for Service - by UCR Code

Incidents Reported Between 05/01/2021 and 05/31/2021



All Municipalities

Code	Description	Primary Count	Secondary UCR Count		
			Code 2	Code 3	Code 4
2656	ALL OTHER - THREATS (KILL,BOMB,PHONE,ETC	0	1		
2660	TRESPASSING OF REAL PROPERTY	5	1		
2664	ALL OTHER OFFENSES - ALL OTHER (MISC.)	1			
2720	DOG LAW & BITES (1ST OFF. & STATE CIT)	1			
2810	CITY ORD-ABANDONED VEH (INCLUDING STATE)	24	1		
2911	RUNAWAY - INCORRIGIBLE -MALE (JUVENILE)	1			
2912	RUNAWAY-INCORRIGIBLE-FEMALE (JUVENILE)	1			
2922	RUNAWAY - TRUANCY - FEMALE (JUVENILE)	1			
2990	RUNAWAYS - (JUVENILE) - REPORTS	1			
3000	FOUND/RECOVERED PROPERTY	3			
3100	MOTOR VEHICLE ACCIDENTS	22	3		
3300	SUICIDES	2			
3310	ATTEMPTED SUICIDES	1			
3400	MENTAL HEALTH	8	4		
3500	SUSPICIOUS PERSONS,AUTOS,CIRCUMSTANCES	7	1		
3501	SUSPICIOUS PERSONS,AUTOS,CIRCUMSTANCES	20	1		
3600	DISTURBANCES-DOMESTIC	32			
3610	DISTURBANCES-JUVENILE	2			
3620	DISTURBANCES-OTHER (FIGHTS,DISPUTES,ETC)	14			
3700	WARRANTS-LOCAL-SERVICE	1			
3720	WARRANTS-OUTSIDE AGENCY-ASSIST	1			
3810	ALARMS (FALSE ONLY)-EXCPT FIRE	27			
3820	ASSIST MOTORIST/DISABLE VEH	1			
3840	FIRES (INCLUDING ALARMS-FOUNDED/UNFOUND)	2			
3850	HAZARDOUS CONDITIONS	3			
3860	SERVICE CALL-LOCKOUTS (VEHICLE/BLDG)	1			
3870	MEDICAL EMERGENCY	6	2	1	
3880	OPEN DOORS/WINDOWS - DISCOVERED	1			
3900	TRAFFIC & PARKING PROBLEMS	21			
4006	NON-CRIMINAL-ACCIDENT - OTHER	2			
4008	NON-CRIMINAL-ELECTRIC LIGHT OUTAGES	1			
4010	TRAFFIC OFFENSES	6	3	2	
4016	NON-CRIMINAL - PEDESTRIAN CONTACTS	1			
4020	NON-CRIMINAL - CHILD CUSTODY	5	1		
4022	NON-CRIMINAL - CIVIL	20			
4026	NON-CRIMINAL-WIRES AND POLES DOWN	1			
4090	NON-CRIMINAL - POLICE INFORMATION	8		1	
4100	NON-CRIMINAL - 911 HANG UP	8			
4110	NON-CRIMINAL -WELFARE CHECK	8	1		
4510	DEATHS - UNATTENDED	1			
5006	LOST & FOUND - LOST ANIMAL	1			
5008	LOST & FOUND - LOST ARTICLES	3	1		
5010	LOST & FOUND - MISSING JUVENILE FEMALE	4			
5012	LOST & FOUND - MISSING JUVENILE MALE	1			
5014	LOST & FOUND - MISSING ADULT FEMALES	1			
5090	LOST & FOUND/MISSING PERSONS - REPORTS	1			
5504	ANIMAL COMPLAINTS - DOG BITES	0	1		
5506	ANIMAL COMPLAINTS - RUNNING AT LARGE	12	1		

Calls for Service - by UCR Code

Incidents Reported Between 05/01/2021 and 05/31/2021

All Municipalities



Code	Description	Primary Count	Secondary UCR Count		
			Code 2	Code 3	Code 4
5510	ANIMAL COMPLAINTS - OTHER	3			
5590	ANIMAL COMPLAINTS - REPORTS	1			
6312	TRAFFIC ENFORCEMENT - WARNINGS	15			
6610	TRAFFIC RELATED - MOTORIST AID	0	1		
6612	TRAFFIC RELATED - SIGNALS-SIGNS OUT	7			
6614	TRAFFIC RELATED - OTHER TRAFFIC	2	1		
7006	PUBLIC SERVICES - LOCK OUT	2			
7014	PUBLIC SERVICE - OTHERS (OFFICER ASSIST)	3			
7502	ASSIST OTHER AGENCIES - FIRE DEPT.	2			
7504	ASSIST OTHER AGENCIES - OTHER POLICE	10			
7506	ASSISTING OTHER AGENCIES - ALL OTHERS	7			
8010	WARRANTS - LOCAL - CRIMINAL	2			
8014	WARRANTS - LOCAL - OTHER WARRANTS	1			
8110	WARRANTS - OTHER AUTHORITY - CRIMINAL	3		1	
8502	DEPARTMENTAL SERVICES - FINGERPRINTING	5			
8518	DEPARTMENTAL SERVICES - RECORD CHECKS	1			
9004	ADMINISTRATION - ATTENDING MEETINGS	2			
CITT	TRAFFIC CITATION	23	2		
CITW	WARNING	1			
SUBP	SUBPOENA	4			
WARR	WARRANT	0	1		
Total Calls		514			

Issued Tickets - Count

05/01/2021 to 05/31/2021


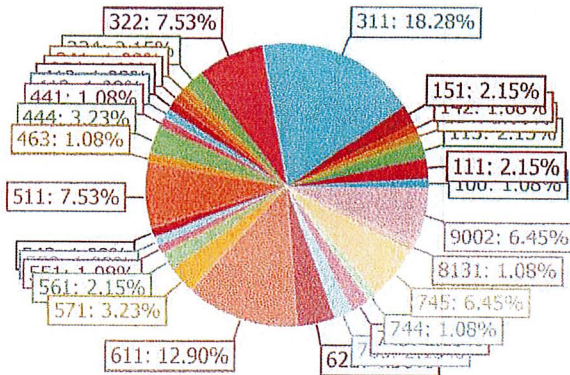


Badge	Officer	Count
2937	SGT JOSEPH KOSCH	4
3108	LT. BRIAN WILLIAMS	2
4354	PTLM MICHAEL DERWIN	4
4432	CHIEF MICHAEL ROKE	11
5259	PTLM BLAKE BROWN	10
5445	PTLM RICHARD VIETZ	1
5525	PTLM BRYAN KATA	1
7318	SGT AMOS VANDERHOFF	6
9072	SGT BRIAN KIVLER	3
9336	PTLM JOSEPH BUCHALSKI	4
		<hr/>
		46





Incident Reports By Incident Type, Summary



Incident Type

Incident Type	Total Incidents	Percent
100 - Fire, other	1	1.08%
111 - Building fire	2	2.15%
113 - Cooking fire, confined to container	2	2.15%
114 - Chimney or flue fire, confined to chimney or flue	1	1.08%
142 - Brush or brush-and-grass mixture fire	1	1.08%
151 - Outside rubbish, trash or waste fire	2	2.15%
311 - Medical assist, assist EMS crew	17	18.28%
322 - Motor vehicle accident with injuries	7	7.53%
324 - Motor vehicle accident with no injuries.	2	2.15%
341 - Search for person on land	1	1.08%
356 - High-angle rescue	1	1.08%
412 - Gas leak (natural gas or LPG)	1	1.08%
413 - Oil or other combustible liquid spill	1	1.08%
441 - Heat from short circuit (wiring), defective/worn	1	1.08%
444 - Power line down	3	3.23%
463 - Vehicle accident, general cleanup	1	1.08%
511 - Lock-out	7	7.53%

Incident Type	Total Incidents	Percent
542 - Animal rescue	1	1.08%
550 - Public service assistance, other	1	1.08%
551 - Assist police or other governmental agency	1	1.08%
561 - Unauthorized burning	2	2.15%
571 - Cover assignment, standby, moveup	3	3.23%
611 - Dispatched & canceled en route	12	12.90%
622 - No incident found on arrival at dispatch address	4	4.30%
700 - False alarm or false call, other	2	2.15%
743 - Smoke detector activation, no fire - unintentional	2	2.15%
744 - Detector activation, no fire - unintentional	1	1.08%
745 - Alarm system activation, no fire - unintentional	6	6.45%
8131 - Fallen tree	1	1.08%
9002 - Investigation	6	6.45%

Total Number of Incidents: 93

Total Number of Incident Types: 30

NANTICOKE FIRE DEPARTMENT

Incident Type

Total Incidents

Percent

Report Filter Settings

Report File Name: Incident Reports by Incident Type, Summary

Filter Name: Last Calendar Month

Filter Expression: [AlarmDateTime] is between '5/1/2021 00:00' and '5/31/2021 23:59'

NANTICOKE FIRE DEPARTMENT

Incident Record List

93 Records

Incident Number	Incident Type	Location
Incident Date: 5/1/2021		
2100312	111 - Building fire	E RIDGE ST & COLLEGE ST, NANTICOKE, PA
2100311	311 - Medical assist, assist EMS crew	154 W BROAD ST, NANTICOKE, PA 18634
2100310	311 - Medical assist, assist EMS crew	141 W RIDGE ST, NANTICOKE, PA 18634
2100309	311 - Medical assist, assist EMS crew	1 E GREEN ST, NANTICOKE, PA 18634
Incident Date: 5/2/2021		
2100316	356 - High-angle rescue	1069 Route 11 HWY, Slickshinny, PA 18655
2100315	311 - Medical assist, assist EMS crew	151 WELLES ST, NANTICOKE, PA 18634
2100314	611 - Dispatched & canceled en route	175 Logistics Dr, Hanover Township, PA 18706
2100313	463 - Vehicle accident, general cleanup	22 W KENNETH PKY, Newport Township, PA 18634
Incident Date: 5/3/2021		
2100318	9002 - Investigation	400 W WYLE ST, NANTICOKE, PA 18634
2100317	322 - Motor vehicle accident with injuries	188 MIDDLE RD, NANTICOKE, PA 18634
Incident Date: 5/4/2021		
2100319	444 - Power line down	123 W NOBLE ST, NANTICOKE, PA 18634
Incident Date: 5/5/2021		
2100320	744 - Detector activation, no fire - unintentional	1429 Sans Souci PKY, Hanover Twp, PA 18706
Incident Date: 5/6/2021		
2100323	511 - Lock-out	924 S MARKET ST, NANTICOKE, PA 18634
2100322	561 - Unauthorized burning	409 E GREEN ST, NANTICOKE, PA 18634
2100321	311 - Medical assist, assist EMS crew	1125 HANOVER ST, NANTICOKE, PA 18634
Incident Date: 5/7/2021		
2100326	311 - Medical assist, assist EMS crew	270 E MAIN ST, NANTICOKE, PA 18634
2100325	341 - Search for person on hand	Newport Center Cemetary, Newport Township, PA 18634
2100324	111 - Building fire	101 Dana ST, Wilkes-Barre, PA 18702
Incident Date: 5/8/2021		
2100328	9002 - Investigation	70 W SOUTH ST, NANTICOKE, PA 18634
2100327	745 - Alarm system activation, no fire - unintentional	137 E NOBLE ST, NANTICOKE, PA 18634

Incident Record List

93 Records

Incident Number	Incident Type	Location
Incident Date: 5/9/2021		
2100331	622 - No incident found on arrival at dispatch address	6 E Poplar ST, Plymoputh Twp, PA 18634
2100330	745 - Alarm system activation, no fire - unintentional	154 W RIDGE ST, NANTICOKE, PA 18634
2100329	151 - Outside rubbish, trash or waste fire	Route 11 HWY & Route 29 HWY, Newport, PA
Incident Date: 5/10/2021		
2100337	322 - Motor vehicle accident with injuries	SR 11 RT & Allen ST, Plymouth Twp, PA
2100336	412 - Gas leak (natural gas or LPG)	244 W GRAND ST, NANTICOKE, PA 18634
2100335	311 - Medical assist, assist EMS crew	609 JONES ST, NANTICOKE, PA 18634
2100334	745 - Alarm system activation, no fire - unintentional	270 E MAIN ST, NANTICOKE, PA 18634
2100333	311 - Medical assist, assist EMS crew	152 HANOVER ST, NANTICOKE, PA 18634
2100332	745 - Alarm system activation, no fire - unintentional	Maple ST & Lamoreaux ST, Nanticoke, PA
Incident Date: 5/11/2021		
2100340	322 - Motor vehicle accident with injuries	S MARKET ST & E UNION ST, NANTICOKE, PA
2100339	611 - Dispatched & canceled en route	Route 29 HWY & S Main ST, Hanover Township, PA
2100338	100 - Fire, other	11 NEW PINE AVE, NANTICOKE, PA 18634
Incident Date: 5/12/2021		
2100345	113 - Cooking fire, confined to container	7 Columbus CIR, Mocanaqua, PA 18655
2100344	700 - False alarm or false call, other	427 KOSCIUSZKO ST, NANTICOKE, PA 18634
2100343	511 - Lock-out	150 HANOVER ST, NANTICOKE, PA 18634
2100342	700 - False alarm or false call, other	5 E MAIN ST, NANTICOKE, PA 18634
2100341	114 - Chimney or flue fire, confined to chimney or flue	9 Overlook Dr DR, Newport Twp, PA 18634
Incident Date: 5/13/2021		
2100346	511 - Lock-out	W Broad ST & HANOVER ST, Nanticoke, PA
Incident Date: 5/14/2021		
2100350	322 - Motor vehicle accident with injuries	1213' PROSPECT ST, NANTICOKE, PA 18634
2100349	622 - No incident found on arrival at dispatch address	128 E MAIN ST, NANTICOKE, PA 18634
2100348	611 - Dispatched & canceled en route	18 Vista DR, Newport Twp, PA 18634

Incident Record List

93 Records

Incident Number	Incident Type	Location
2100347	413 - Oil or other combustible liquid spill	375 E GREEN ST, NANTICOKE, PA 18634
Incident Date: 5/16/2021		
2100354	611 - Dispatched & canceled en route	739 San Souci PKY, Hanover Township, PA 18706
2100353	561 - Unauthorized burning	275 E MAIN ST, NANTICOKE, PA 18634
2100352	622 - No incident found on arrival at dispatch address	4 E BROAD ST, NANTICOKE, PA 18634
2100351	511 - Lock-out	289 E RIDGE ST, NANTICOKE, PA 18634
Incident Date: 5/18/2021		
2100356	311 - Medical assist, assist EMS crew	240 W GRAND ST, NANTICOKE, PA 18634
2100355	611 - Dispatched & canceled en route	S Main St & St. Mary's RD, Hanover Township, PA
Incident Date: 5/19/2021		
2100357	611 - Dispatched & canceled en route	100 Ashleys Fairre ST, Hanover Twp, PA 18706
Incident Date: 5/20/2021		
2100358	551 - Assist police or other governmental agency	E WASHINGTON ST & S CHESTNUT ST, NANTICOKE, PA
Incident Date: 5/21/2021		
2100360	311 - Medical assist, assist EMS crew	393 E GREEN ST, NANTICOKE, PA 18634
2100359	743 - Smoke detector activation, no fire - unintentional	1548 San Souci PKY, Hanover Township, PA 18706
Incident Date: 5/22/2021		
2100365	311 - Medical assist, assist EMS crew	334 W UNION ST, NANTICOKE, PA 18634
2100364	322 - Motor vehicle accident with injuries	S MARKET ST & E BROAD ST, NANTICOKE, PA
2100363	444 - Power line down	KOSCIUSZKO ST & E MAIN ST, NANTICOKE, PA
2100362	324 - Motor vehicle accident with no injuries.	W BROAD ST & W MAIN ST, NANTICOKE, PA
2100361	311 - Medical assist, assist EMS crew	117 E GREEN ST, NANTICOKE, PA 18634
Incident Date: 5/23/2021		
2100368	311 - Medical assist, assist EMS crew	33 MINDEN CT, NANTICOKE, PA 18634
2100367	113 - Cooking fire, confined to container	222 HANOVER ST, NANTICOKE, PA 18634
2100366	743 - Smoke detector activation, no fire - unintentional	266 E GROVE ST, NANTICOKE, PA 18634
Incident Date: 5/24/2021		
2100372	571 - Cover assignment, standby, moveup	144 old ashley RD, Hanover Township, PA 18706

Incident Record List

93 Records

Incident Number	Incident Type	Location
2100371	311 - Medical assist, assist EMS crew	30 E BROAD ST #R, NANTICOKE, PA 18634
2100370	151 - Outside rubbish, trash or waste fire	1 WEIS PLZ, NANTICOKE, PA 18634
2100369	611 - Dispatched & canceled en route	360 Stewart RD, Hanover Twp., PA 18704
Incident Date: 5/25/2021		
2100375	550 - Public service assistance, other	COLLEGE ST & E Union ST, NANTICOKE, PA
2100374	511 - Lock-out	890 S MARKET ST, NANTICOKE, PA 18634
2100373	622 - No incident found on arrival at dispatch address	115 W GRAND ST, NANTICOKE, PA 18634
Incident Date: 5/26/2021		
2100381	745 - Alarm system activation, no fire - unintentional	107 OAK ST, NANTICOKE, PA 18634
2100380	9002 - Investigation	135 E MAIN ST, NANTICOKE, PA 18634
2100379	571 - Cover assignment, standby, moveup	1695 S Main ST, Hanover Township, PA 18706
2100378	9002 - Investigation	163 W BROAD ST, NANTICOKE, PA 18634
2100377	142 - Brush or brush-and-grass mixture fire	116 S CHESTNUT ST, NANTICOKE, PA 18634
2100376	745 - Alarm system activation, no fire - unintentional	11 E GREEN ST, NANTICOKE, PA 18634
Incident Date: 5/27/2021		
2100387	441 - Heat from short circuit (wiring), defective wiring	901 MEADE ST, NANTICOKE, PA 18634
2100386	611 - Dispatched & canceled en route	68 Coal SHL, Glen Lyon, PA 18617
2100385	8131 - Fallen tree	1019 KOSCIUSZKO ST, NANTICOKE, PA 18634
2100384	611 - Dispatched & canceled en route	280 Mundy ST, W-B Twp., PA 18704
2100383	542 - Animal rescue	212 S WALNUT ST, NANTICOKE, PA 18634
2100382	511 - Lock-out	1 E GREEN ST #109, NANTICOKE, PA 18634
Incident Date: 5/28/2021		
2100394	611 - Dispatched & canceled en route	76 Allenberry DR, Hanover Township, PA 18702
2100393	322 - Motor vehicle accident with injuries	270 E MAIN ST, NANTICOKE, PA 18634
2100392	444 - Power line down	140 W NOBLE ST, NANTICOKE, PA 18634
2100391	511 - Lock-out	520 HANOVER ST, NANTICOKE, PA 18634
2100390	311 - Medical assist, assist EMS crew	E CHURCH ST & S CHESTNUT ST, NANTICOKE, PA

Incident Record List

93 Records

Incident Number	Incident Type	Location
2100389	324 - Motor vehicle accident with no injuries.	280 E RIDGE ST, NANTICOKE, PA 18634
2100388	571 - Cover assignment, standby, moveup	360 Stewart RD, Hanover Township, PA 18706
Incident Date: 5/29/2021		
2100395	611 - Dispatched & canceled en route	46 N main ST, Ashley, PA 18703
Incident Date: 5/30/2021		
2100397	9002 - Investigation	343 E GRAND ST, NANTICOKE, PA 18634
2100396	9002 - Investigation	1 E GREEN ST #100, NANTICOKE, PA 18634
Incident Date: 5/31/2021		
2100401	311 - Medical assist, assist EMS crew	395 MIDDLEBURY, NANTICOKE, PA 18634
2100400	322 - Motor vehicle accident with injuries	E CHURCH ST & KOSCIUSZKO ST, NANTICOKE, PA
2100399	311 - Medical assist, assist EMS crew	374 E MAIN ST, NANTICOKE, PA 18634
2100398	611 - Dispatched & canceled en route	1695 S Main ST, Hanover Twp, PA 18706

NANTICOKE FIRE

To: Mayor's Office and City Council

From: Rick Josefowicz

Subject: Street Department Report for the Month of May 2021

Date: 6/10/2021

Signs

1. Handicap signs removed.
 - a. 221 West Main Street
2. Handicap sign installed.
 - a. 1213 South Prospect Street
3. Replaced 30-inch stop sign and pole.
 - a. Corner of Line and West Grand Street, due to car hitting it.

COG Paving

1. Two DPW workers went to Newport Township on 5/19/2021 and 05/26/2021 to assist in culvert paving to prepare for street paving.

City Property Maintenance and Repairs

1. Weekly Maintenance in City Hall.
2. Emptied both trash cans located at the bus stop shelters as needed during the month.
3. Cleaned shop inside once during the month.
4. Litter picking was done at location of lower Broadway from Access Road to the bridge entrance twice during the month.
5. Litter picking was done at the City Building, St. Joseph's lot, Market Street, around Patriot Park and Main Street from red light to Antonio's Pizza three times during the month.
6. Twenty recycling cans have been taken to City Hall and put in storage for distribution.
7. Cut City properties 10 times during the month.
8. Cleaned tree debris from City streets caused by high wind on three separate locations.
 - a. St Joseph's Parking Lot
 - b. Patriot Park
 - c. 406 East Noble StreetAll trees were cut up and hauled to Newport Township Recycling Center.
9. Picked up all litter and trash bags from City Wide Clean Up. Garbage was hauled to DPW garage and deposited in the DPW dumpster.
10. Cleaned leaves from roof of City building due to blocked drainage on roof.
11. Cleaned roadway of debris at the corner of Prospect and Slate Streets due to heavy rain.
12. Hauled away two mattresses in alley way off Market Street that were illegally dumped.
13. Spayed all weeds in Z Brick on East Main Street from Antonio's Pizza to Red light, Market Street to Patriot, City Building and Saint Joseph's parking lot.
14. One 24-inch manhole was raised on West Main Street with a new ring riser. Work was completed by the company paving road.

15. Trimmed trees.
 - a. Corner of Phillips and Bliss Streets due to stop sign being blocked by leaves.
 - b. Corner of Walnut and East Main Streets due to stop signs being blocked by leaves.
 - c. Library on Kosciusko Street side due to the trees blocking sidewalks.Four loads of debris were hauled to Newport Recycling Center.
16. Cut and cleaned up trees due to flags and banners being installed.
17. Cleaned up gravel on roadway caused by storm water runoff on Market and West Field Streets and Bliss Street in Hanover Section.

Flags and Veteran Banners

1. 100 American Flags were assembled and installed on City street poles.
2. 80 Veteran banners were assembled and installed on City street poles.

Thank you to A Cut Above Tree Service and Mark O'Connor for the service of their bucket trucks allowing us to install the flags and banners.

Pothole Patching

1. Ten ton of cold patch was used to patch potholes City wide including alleys as needed.

P.A.1 Calls

1. There were **93** P.A.1 calls during the month. Roads and Alleys were marked as required.

Sewer and Storm Water

1. A total of 8 storm basins were repaired in the Cherry Hill Drive Development.
2. Tops of storms basins were cleaned two times during the month.
3. WVSA replaced three storm basins in the City and no cost to the City, MS4 work.
4. Two City employees attended the MS4 meeting located at WVSA.
5. WVSA street sweeping was completed on Main Street from Division Street to Alden Road and on Broadway street from red light to Nanticoke Bridge.
6. One drainpipe was repaired for resident at 169 West Main Street.

Vehicle and Equipment Maintenance

1. Checked all fluids in trucks and equipment once during the month.
2. All trucks were washed during the month once.

Gas Leaks

1. One gas leak during the month. UGI was notified and leaks were repaired.
 - a. 109 West Church Street

Water Leaks

1. No water leaks reported during the month.

911 Calls

1. One call during the month.
 - a. 05/26/2021- Resident called, sewage in residence.
 - i. 135 East Main Street. Sewer Main was checked and was open and running. Lateral was blocked to home.

Miscellaneous

1. Purchased paint two be used in City Hall.

Roadkill

1. None during the month.

Fuel Report

Truck #	Miles	Gallons	Fuel Type
1	877	137.1	Gas
2	183	27.7	Gas
3	0	0	Diesel
4	198	21.1	Diesel
5	238	43	Diesel
6	177	24.6	Gas
Chevy	0	0	Gas
Skid'steer	0	0	Diesel
Loader	0	22.1	Diesel
Misc cans for tractors and grass cutters		27.7	Diesel
		21.7	Gas
Total		325	

MAY 2021 CODE REPORT**INSPECTIONS**

		<u>Cost</u>
INSPECTIONS	24	\$ 1,650.00
ELECTRICAL INSPECTION	9	\$ 675.00
SALE OCCUPANCY	17	\$ 1,700.00
RENTAL OCCUPANCY	14	\$ 770.00
COMM OCCUPANCY	0	\$ -

PERMITS

BUILDING	37	\$ 13,212.00
ELECTRICAL	5	\$ 212.50
PLUMBING	0	\$ -
DUMPSTER	4	\$ 60.00
LANDLORD LIC	1	\$ 50.00
STREET VENDOR	0	\$ -
PAVE CUTS	5	\$ 421.00
VACANCY	3	\$ 950.00
PLAN REVIEW	4	\$ 2,371.50
PLANNING COMM	0	\$ -
PLANNING ENGINEER	0	\$ 2,157.00
ZONING	2	\$ 1,100.00
ZONING AD	0	\$ -
SEWER TAP IN	0	\$ -
finer	1	\$ 100.00
BOOKS	0	\$ -
CONTRACTOR LICENSE	3	\$ 600.00
SPECIALTY CONTRACTOR	0	\$ -
HEALTH LICENSE	17	\$ 1,800.00
BYOB	0	\$ -

TOTAL DEPOSITS **\$ 27,829.00**

Prepared by Nicole Pulju <3

HONORABLE MAYOR AND COUNCIL

**I WISH TO SUBMIT THE REFUSE FEE
COLLECTIONS FOR THE MONTH OF MAY 2021.**

**REFUSE \$29,265.50
RETURNED CHECK \$
REFUNDS \$
RESEARCH FEE \$
CREDIT/DEBT CARDS \$4264.50**

TOTAL =\$33,530.00

MONEY COLLECTED FOR 2021 IS \$801,971.01

**MONEY FOR THE ABOVE REFUSE FEE AND
OTHERS AS LISTED ABOVE HAS BEEN
DEPOSITED AT THE TREASURER OFFICE.**

RESPECTFULLY YOURS,

Patricia Zandauli

**REFUSE DELINQUENT MONEY COLLECTED IN
JANUARY 2021 TO MAY 2021 IS \$51,277.67**

City of Nanticoke
Income Statement
For the Five Months Ending May 31, 2021

	Current Month	Year to Date	Current M-T-D Budget	Year to Date Budget
Revenues				
Real Estate - Current	\$ 85,627.57	1,360,228.52	140,416.67	1,685,000.00
Real Estate--Delinquent	38,060.78	118,072.38	14,583.33	175,000.00
Residence Tax Current	21.40	670.80	1,666.67	20,000.00
Residence Tax--Prior Year	2,042.88	6,972.51	0.00	0.00
Per Capita--Current	21.40	670.80	1,666.67	20,000.00
Per Capita--Delinquent	2,042.89	6,972.54	0.00	0.00
Real Estate Transfer Tax	11,054.79	301,630.59	4,666.67	56,000.00
Merchantile/Business Privilege	29,959.31	68,633.02	10,416.67	125,000.00
Current EIT- Act 511	559,398.75	1,507,667.32	251,458.33	3,017,500.00
Local Services Tax	15,828.75	41,115.80	7,916.67	95,000.00
Amusement Tax	0.00	4,700.00	383.33	4,600.00
Street Vendor Permits	0.00	100.00	20.83	250.00
Contractor License Income	750.00	2,400.00	416.67	5,000.00
BYOB Annual Fees	0.00	100.00	25.00	300.00
Cable Television Tax	37,126.23	73,122.56	12,250.00	147,000.00
Dumpser Permit Income	90.00	345.00	62.50	750.00
Magistrate Fines	4,225.52	10,848.20	2,083.33	25,000.00
Magistrate Fines/Code Dept	41.44	623.35	0.00	0.00
State Police Fines	0.00	0.00	416.67	5,000.00
Parking Ticket/Ordinance Viol.	730.00	4,155.50	833.33	10,000.00
Clerk of Court/Probation Fines	0.00	839.42	375.00	4,500.00
Restitution	60.26	2,466.75	166.67	2,000.00
Interest Income	133.79	1,147.04	566.67	6,800.00
Rental Income Dist Judge	1,500.00	7,500.00	1,500.00	18,000.00
UDAG Income	0.00	0.00	25.00	300.00
Liquor Control Board	0.00	2,150.00	283.33	3,400.00
Pension -- State Aid	0.00	0.00	24,750.00	297,000.00
Volunteer Fire Company Relief	0.00	0.00	0.00	0.00
Police AG Pay Reimbursement	0.00	0.00	916.67	0.00
Police Drug Task Force Reimb	0.00	1,490.66	0.00	32,000.00
PILOT	22,389.13	22,389.13	0.00	11,000.00
PILOT LCCC	60.00	60.00	0.00	0.00
POLICE SERVICES HOUSING AGRE	0.00	0.00	0.00	0.00
Fire Services Agreement/Plym Tp	0.00	4,937.50	2,083.33	25,000.00
Civil Service Testing Fees	350.00	350.00	0.00	0.00
Zoning/Subdivision/Land Fees	0.00	450.00	0.00	0.00
Planning Commisston	0.00	1,300.00	416.67	5,000.00
Zoning Hearing Fees	1,440.00	2,440.00	83.33	1,000.00
Plan Review	4,528.50	6,421.50	83.33	1,000.00
Sale of Maps & Publications	0.00	0.00	291.67	3,500.00
Police Reports- Copies	150.00	1,645.00	6.25	75.00
			233.33	2,800.00

For Management Purposes Only

City of Nanticoke
Income Statement
For the Five Months Ending May 31, 2021

	Current Month	Year to Date	Current M-T-D Budget	Year to Date Budget
Police Alarm Fees	80.00	321.00	62.50	750.00
Police- Handicap Sign Fees	100.00	2,100.00	375.00	4,500.00
Fire Reports	0.00	0.00	2.08	25.00
Building Permits	14,361.50	25,948.50	5,000.00	60,000.00
Building Inspections	2,110.00	4,525.00	0.00	0.00
Electrical Permits	545.50	1,150.00	125.00	1,500.00
Electrical Inspections	1,125.00	2,550.00	0.00	0.00
Plumbing Permits	84.50	84.50	41.67	500.00
Occupancy Permits- Residential	1,855.00	8,510.00	1,250.00	15,000.00
Commercial Occupancy Permits	0.00	0.00	166.67	2,000.00
Rental Inspection	1,045.00	4,400.00	916.67	11,000.00
Landlord Fees	50.00	1,350.00	3,000.00	36,000.00
Mechanical Insp. Fees	0.00	0.00	16.67	200.00
Plumbing/Heating Insp. Fees	0.00	0.00	41.67	500.00
Vacant/Abandoned Bldg Registr	950.00	1,300.00	583.33	7,000.00
Street Repair -- Pavc Cuts	510.00	3,502.00	833.33	10,000.00
Health Inspection Services	1,800.00	3,100.00	341.67	4,100.00
Misc Revenue	620.55	12,816.85	1,666.67	20,000.00
City Sponsored Event Income	12,790.00	23,520.00	0.00	0.00
Copay Income	4,398.91	24,363.62	3,833.33	46,000.00
Transfer from Sewer Fund	0.00	0.00	17,862.33	214,348.00
Transfer from Refuse	0.00	0.00	6,489.25	77,871.00
Transfer from Community Develo	0.00	0.00	13,452.33	161,428.00
Total Revenues	860,059.35	3,684,157.36	537,124.76	6,477,497.00
Cost of Sales				
Total Cost of Sales	0.00	0.00	0.00	0.00
Gross Profit	860,059.35	3,684,157.36	537,124.76	6,477,497.00
Expenses				
Salary - Executive/Elected	1,269.20	6,426.76	1,333.33	16,000.00
Salary--Mayor	769.24	4,230.82	833.33	10,000.00
FICA- Executive	155.95	815.31	165.75	1,989.00
U comp executive	0.00	0.00	109.42	1,313.00
Office Supplies- Executive	0.00	33.49	16.67	200.00
Professional Fees- Executive	0.00	1,696.67	20.83	250.00
Transportation & Travel- Exec	0.00	0.00	20.83	250.00
Insurance E&O - Executive	0.00	0.00	616.67	7,400.00

For Management Purposes Only

City of Nanticoke
Income Statement
For the Five Months Ending May 31, 2021

	Current Month	Year to Date	Current M-T-D Budget	Year to Date Budget
Dues & Memberships- Executive	0.00	1,330.00	375.00	4,500.00
Meetings & Conferences- Exec	0.00	75.00	41.67	500.00
Salary-City Administrator	3,928.96	22,486.28	6,064.42	72,773.00
Vision Insurance-Admin	0.00	0.00	11.33	136.00
Health/Hospital Insurance-Admi	39.41	197.05	0.00	0.00
Life Insurance- Administrator	69.99	349.95	46.25	555.00
FICA- Administrator	419.81	2,385.44	463.92	5,567.00
Unemployment Comp Ins -Admin	0.00	0.00	43.75	525.00
Health Care Buyout - Admin	0.00	1,000.00	333.33	4,000.00
Office Supplies- Admin	0.00	323.30	41.67	500.00
Admin Computer	0.00	1,632.00	104.16	1,250.00
Communication/Phone- Admin	0.00	0.00	29.17	350.00
Transportation & Travel- Admin	0.00	0.00	83.33	1,000.00
Advertising, Printing- Admin	0.00	0.00	20.83	250.00
Workers Compensation-Admin	14.92	91.89	83.33	1,000.00
Dues,Subscrips &Members-Admin	0.00	0.00	41.67	500.00
Meetings & Conferences, Admin	0.00	0.00	62.50	750.00
Salary- Finance Director	4,132.84	22,730.62	4,638.17	55,658.00
Salaries Fin.Coor&Admin.Asst.	1,756.00	8,988.54	3,795.00	45,540.00
Salary Open Records	160.00	880.00	173.33	2,080.00
Dental Insurance- Finance	0.00	0.00	152.17	1,826.00
Vision Insurance- Finance	0.00	0.00	22.67	272.00
Health/Hospital Ins- Finance	6,270.48	31,352.40	6,096.33	73,156.00
Life Insurance- Finance	96.00	480.00	92.50	1,110.00
FICA- Finance	579.14	3,185.21	645.17	7,742.00
Unemployment Comp Ins -Finance	0.00	0.00	87.50	1,050.00
Office Supplies- Finance	447.95	1,986.80	291.67	3,500.00
Payroll Service - Finance	456.91	2,363.66	475.00	5,700.00
City Audit - Finance	0.00	0.00	1,600.00	19,200.00
Bank Charges - Finance	0.00	0.00	8.33	100.00
Communication/Phone- Finance	0.00	0.00	391.67	4,700.00
Transport & Travel- Finance	0.00	0.00	41.67	500.00
Advertising, Printing- Finance	0.00	0.00	41.67	500.00
Surety and Fidelity-Finance	0.00	0.00	233.33	2,800.00
Workers Compensation- Finance	14.92	109.18	115.92	1,391.00
Dues,Subscrips,&Member-Finance	2,681.00	2,681.00	41.67	500.00
Meetings & Conferences-Finance	0.00	0.00	41.67	500.00
NonUniform Pension MMO Finance	0.00	20.00	5,875.33	70,504.00
Minor Equipment-Finance	2,557.98	2,557.98	62.50	750.00
Salary- Treasurer Clerical	3,500.80	19,254.40	3,734.92	44,819.00
Dental Insurance- Treasurer	0.00	0.00	24.08	289.00
Vision Insurance- Treasurer	0.00	0.00	4.58	55.00

For Management Purposes Only

City of Nanticoke
Income Statement
For the Five Months Ending May 31, 2021

	Current Month	Year to Date	Current M-T-D Budget	Year to Date Budget
Medical Insurance-Treasurer	1,328.91	6,644.55	1,300.58	15,607.00
Life Insurance-Treasurer	47.77	238.85	46.25	555.00
FICA-Treasurer	259.28	1,426.04	285.75	3,429.00
Unemployment Comp Ins -Treas	0.00	0.00	43.75	525.00
Office Supplies-Treasurer	0.00	223.62	62.50	750.00
Minor Equipment- Treasurer	0.00	0.00	41.67	500.00
Berkheimer EIT Commission	8,332.11	22,651.94	3,333.33	40,000.00
Berkheimer Other Commission	686.82	1,787.23	500.00	6,000.00
Per Capita Tax/Bill - Treasurer	2.76	12,165.68	458.33	5,500.00
Tax Collection Fees	0.00	0.00	1,041.67	12,500.00
Printing&Advertising-Treasurer	0.00	0.00	104.17	1,250.00
Surety & Fidelity Bond -Treasu	0.00	0.00	133.33	1,600.00
Worker's Comp- Treasurer	0.00	0.00	51.25	615.00
Dues and Memberships-Treasurer	0.00	0.00	8.33	100.00
City Solicitor Retainer -Legal	850.00	4,250.00	850.00	10,200.00
Solicitor Hourly - Legal Capit	3,069.15	8,592.00	0.00	0.00
Solicitor Hourly - Legal	0.00	10,052.35	4,166.67	50,000.00
Solicitor Labor Counsel -Legal	0.00	4,281.02	833.33	10,000.00
Solicitor Labor Hourly	0.00	2,850.00	0.00	0.00
Legal Enviro	0.00	0.00	208.33	2,500.00
Conflict Counsel	0.00	0.00	41.67	500.00
Salary - City Clerk	384.62	2,115.41	416.67	5,000.00
FICA- Clerk	29.41	161.79	31.92	383.00
Unemployment- Clerk	0.00	0.00	25.00	300.00
Office Supplies- Clerk	0.00	0.00	20.83	250.00
City Hall Supplies - Clerk	0.00	0.00	8.33	100.00
Ordinance Codification-Clerk	0.00	0.00	276.25	3,315.00
Advertising/Printing- Clerk	140.00	543.30	233.33	2,800.00
Workers Compensation-Clerk	14.92	74.60	5.75	69.00
Dues, Subscrips,&Members-Clerk	0.00	0.00	20.83	250.00
Other Admin - SPCA Fees	0.00	4,604.60	291.67	3,500.00
Architect& Engineer - Pub Prop	313.00	3,867.50	2,916.67	35,000.00
Salary Cleaning - Public Prop	600.00	2,965.00	1,500.00	18,000.00
FICA- Public Prop	45.90	226.82	114.75	1,377.00
Unemploy Comp - Public Prop	0.00	0.00	9.50	114.00
Materials&Supplies-Public Prop	703.45	2,527.48	333.33	4,000.00
Common Exp Water/Shred Pub Pro	59.10	340.95	108.33	1,300.00
Computer Expense -Public Prope	0.00	950.00	208.33	2,500.00
Fire Alarm Install/Monitoring	23.00	115.00	25.00	300.00
Telephone - Public Property	685.18	2,808.81	166.67	2,000.00
Postage - Public Property	0.00	1,381.74	208.33	2,500.00
Copier - Public Property	0.00	0.00	125.00	1,500.00

For Management Purposes Only

City of Nanticoke
Income Statement
For the Five Months Ending May 31, 2021

	Current Month	Year to Date	Current M-T-D	Year to Date
			Budget	Budget
Worker's Comp.-Public Prop	14.92	91.89	19.17	230.00
Utilities City Hall - Pub Prop	3,434.69	23,761.00	4,166.67	50,000.00
Utilities - Public Property	57.90	4,956.68	1,083.33	13,000.00
Property Maintenance - Pub Prop	1,851.87	12,789.12	1,500.00	18,000.00
Postage Meter Lease & Supplies	0.00	0.00	100.00	1,200.00
Safety Committee	0.00	0.00	20.83	250.00
Misc. General	0.00	226.65	0.00	0.00
Cleaning - Public Property	1,637.32	9,262.09	250.00	3,000.00
Minor Equip - Public Property	0.00	0.00	41.67	500.00
Salary- Police Chief	6,375.00	35,062.50	7,274.42	87,293.00
Salary - Patrol Officers	53,487.25	290,212.85	67,518.33	810,220.00
Part-Time Police Earnings	0.00	2,551.50	1,666.67	20,000.00
Salary Admin Asst.- Police	3,500.80	19,254.40	3,782.83	45,394.00
Dental Insurance-Police	0.00	0.00	885.33	10,624.00
Vision Insurance-Police	0.00	0.00	133.83	1,606.00
Medical Insurance-Police	36,720.02	184,929.01	42,340.83	508,090.00
Life Insurance-Police	313.27	1,426.43	312.25	3,747.00
Pension MMO - Police	0.00	0.00	34,999.67	419,996.00
Fica/Medicare-Police Officers	1,795.81	6,369.20	1,313.58	15,763.00
Unemployment Comp Ins- Police	0.00	0.00	656.25	7,875.00
FICA/Medicare Clerical -Police	260.46	1,432.50	289.42	3,473.00
Health Care Buy Out Police	0.00	1,000.00	333.33	4,000.00
Holiday Pay Police	40,583.16	40,583.16	3,883.50	46,602.00
Personal Day Pay Police	0.00	1,918.40	241.67	2,900.00
Police Vacation Pay	5,574.32	5,574.32	0.00	0.00
Police Sick Time Bonus	1,000.00	6,547.92	20.83	250.00
Police Overtime	6,109.39	38,752.35	5,833.33	70,000.00
Police Court Pay	1,988.00	3,836.36	2,000.00	24,000.00
Other Pay	0.00	0.00	1,250.00	15,000.00
Police AG Pay	0.00	932.33	0.00	0.00
Office Supplies-Police	486.33	2,414.19	333.33	4,000.00
Gas, Oil & Operating Exp-Police	1,675.61	7,752.40	1,666.67	20,000.00
Clothing Allowance-Police	10,379.00	10,588.25	866.67	10,400.00
Uniform Replacement	0.00	2,768.33	62.50	750.00
Reserve Officer Uniforms	0.00	0.00	583.33	7,000.00
Vehicle Maintenance-Police	202.84	9,889.35	833.33	10,000.00
Materials & Supplies-Police	234.97	5,176.85	500.00	6,000.00
Supplies Ammunition - Police	0.00	0.00	166.67	2,000.00
Computer Expense - Police	0.00	11,576.90	500.00	6,000.00
Communication Exp - Police	482.62	3,510.98	833.33	10,000.00
Membership/Advertise Police	0.00	0.00	41.67	500.00
Worker's Comp-Police	6,503.44	40,108.32	7,875.08	94,501.00

For Management Purposes Only

City of Nanticoke
Income Statement
For the Five Months Ending May 31, 2021

	Current Month	Year to Date	Current M-T-D Budget	Year to Date Budget
Vehicle Insurance-Police	0.00	0.00	750.00	9,000.00
Electric Expense - Police	0.00	0.00	300.00	3,600.00
Medical Testing - Police	0.00	0.00	125.00	1,500.00
Equipment Maintenance - Police	64.00	96.00	83.33	1,000.00
Training-Police	0.00	0.00	83.33	1,000.00
Drug & Alcohol Test Fees-Police	0.00	510.00	416.67	5,000.00
Misc.	0.00	0.00	41.67	500.00
Post Retirement Health - Polic	8,668.87	43,344.35	15,332.25	183,987.00
Minor Equipment - Police	0.00	4,654.53	666.67	8,000.00
Police Vehicle Lease	0.00	10,986.61	3,125.00	37,500.00
Salary Fire Chief	6,225.60	22,337.60	6,097.25	73,167.00
Salary Firefighters	42,825.40	255,778.81	53,817.33	645,808.00
Salary - Part Time Firefighter	0.00	213.50	666.67	8,000.00
Salary Deputy Chief	0.00	0.00	208.33	2,500.00
Dental Insurance-Fire	0.00	0.00	605.08	7,261.00
Vision Insurance-Fire	0.00	0.00	93.08	1,117.00
Medical Insurance-Fire	37,145.46	179,515.85	28,734.08	344,809.00
Life Insurance-Fire	218.40	1,231.92	564.58	6,775.00
Pension MMO - Fire	0.00	0.00	15,697.08	188,365.00
FICA- Fire	5,332.22	26,440.25	4,936.75	59,241.00
Unemployment Comp Ins -Fire	0.00	0.00	481.25	5,775.00
Health Care Buy Out-Fire	0.00	1,000.00	333.33	4,000.00
Holiday Pay Fire	0.00	9,667.89	2,509.00	30,108.00
Fire Sick Time BB Bonus	3,000.00	12,000.00	83.33	1,000.00
Overtime- Fire	8,331.11	36,604.01	1,666.67	20,000.00
Shift Differential	0.00	0.00	200.00	2,400.00
Call Back Time	1,226.58	6,115.65	1,500.00	18,000.00
Fire Other Pay	0.00	0.00	1,000.00	12,000.00
Office Supplies- Fire	177.50	700.38	41.67	500.00
Vehicle Gas & Oil - Fire	785.67	3,268.17	833.33	10,000.00
Clothing Allowance-Fire	9,488.00	9,488.00	733.33	8,800.00
Vehicle Maintenance-Fire	741.90	15,476.51	1,666.67	20,000.00
Maintenance & Repairs-Fire	330.50	2,210.49	666.67	8,000.00
Materials & Supplies - Fire	3,763.60	7,572.16	925.00	11,100.00
Major Equipment Purchase-Fire	0.00	1,349.00	208.33	2,500.00
Minor Equipment-Fire	22.00	1,325.50	666.67	8,000.00
Fire Hose & Couplings	0.00	470.21	41.67	500.00
Communication Expense-Fire	488.75	3,202.15	458.33	5,500.00
Advertising	0.00	900.00	0.00	0.00
Property Insurance - Fire	0.00	0.00	291.67	3,500.00
Worker's Comp Paid Drivers	4,326.52	26,682.80	8,666.67	104,000.00
Worker's Comp. Volunteers	2,505.81	15,454.75	4,583.33	55,000.00

For Management Purposes Only

City of Nanticoke
Income Statement
For the Five Months Ending May 31, 2021

	Current Month	Year to Date	Current M-T-D	Year to Date
		Budget	Budget	Budget
Vehicle Insurance-Fire	0.00	0.00	1,416.67	17,000.00
Firehouse Utilities (Main)	1,035.89	5,399.43	708.33	8,500.00
Electric Tower - Fire	527.87	2,143.15	300.00	3,600.00
Hydrant Rental	3,328.47	12,970.87	3,416.67	41,000.00
Utilities-Volunteer Sta	440.83	2,317.54	416.67	5,000.00
Fire- Computer Maintenance	0.00	1,822.00	250.00	3,000.00
Repairs/Building- Fire	1,633.94	4,794.93	833.33	10,000.00
Fire Training	0.00	1,081.64	266.67	3,200.00
Misc.	196.00	198.60	0.00	0.00
Post Retirement Health - Fire	4,237.82	21,531.10	15,629.42	187,553.00
Volunteer Fire State Aid	0.00	0.00	2,666.67	32,000.00
Repairs to Volunteer Fire Stat	0.00	0.00	62.50	750.00
Major Equip Purchase - Fire	0.00	7,300.99	0.00	0.00
Salary - Code Official	2,720.00	6,120.00	3,000.00	36,000.00
Salary - Health Inspector	210.00	3,500.00	333.33	4,000.00
Salary - Planning/Zoning/Code	6,147.50	18,092.75	1,500.00	18,000.00
Salary Asst/PT Code Inspector	1,872.00	9,252.00	0.00	0.00
Salary Electrical Inspector	0.00	1,350.00	0.00	0.00
Med Insurance-Code Official	1,328.91	5,315.64	0.00	0.00
Life Insurance Code Official	18.20	54.60	0.00	0.00
FICA- Code Department	833.20	2,816.76	0.00	0.00
Unemployment Comp Ins -Code	0.00	0.00	369.75	4,437.00
Office Supplies-Code Official	258.30	830.24	131.25	1,575.00
Building Codes-Code Official	0.00	0.00	83.33	1,000.00
Vehicle Maintenance - Code	0.00	341.20	166.67	2,000.00
Materials and Supplies Code	91.41	400.60	125.00	1,500.00
Vehicle Gasoline - Code	54.79	292.69	100.00	1,200.00
Computer Expense - Code Offici	0.00	0.00	166.67	2,000.00
Title Work	0.00	0.00	83.33	1,000.00
Appraisal	0.00	0.00	62.50	750.00
Communication Code Official	216.29	0.00	62.50	750.00
Advert & Printing-Code Official	255.00	1,029.83	208.33	2,500.00
Worker's Comp.-Code Official	33.83	888.00	83.33	1,000.00
Code Vehicle Ins	0.00	208.64	78.25	939.00
Training, Memberships-Code Off	0.00	0.00	83.33	1,000.00
General Expense-code	0.00	0.00	100.00	1,200.00
Code - Plan Review for Permits	0.00	603.00	250.00	3,000.00
Planning & Zoning Eng & Other	0.00	0.00	83.33	1,000.00
Planning & Zoning Legal Fees	0.00	2,157.00	208.33	2,500.00
Planning & Zoning Advertising	0.00	3,404.00	416.67	5,000.00
Salary & Wages-Public Works	14,297.60	185.00	166.67	2,000.00
PW Seasonal Salaries	0.00	78,636.80	15,101.83	181,222.00
	0.00	0.00	416.67	5,000.00

For Management Purposes Only

City of Nanticoke
Income Statement
For the Five Months Ending May 31, 2021

	Current Month	Year to Date	Current M-T-D Budget	Year to Date Budget
Dental Insurance-Pub Works	0.00	0.00	176.33	2,116.00
Vision Insurance-Pub Works	0.00	0.00	20.50	246.00
Medical Insurance-Pub Works	7,599.39	37,996.95	7,396.92	88,763.00
Life Insurance-Pub Works	191.29	956.45	185.00	2,220.00
FICA-Public Works	1,059.48	6,787.57	1,164.92	13,979.00
Unemployment Comp Ins -PubWork	0.00	0.00	175.00	2,100.00
Health Care Buy - Public Works	0.00	1,000.00	333.33	4,000.00
PW Sick Time Buy Back	0.00	134.04	0.00	0.00
Overtime- Public Works	134.04	12,158.52	666.67	8,000.00
Veh Gas & Oil-Public Works	1,265.31	7,468.70	1,166.67	14,000.00
Clothing Allowance-Public Work	158.00	1,139.13	583.33	7,000.00
Road Maintenance Materials	0.00	0.00	125.00	1,500.00
Materials & Supplies -Pub Work	93.39	1,165.34	166.67	2,000.00
PW Office Supplies	0.00	572.95	62.50	750.00
Vehicle Repairs - Public Works	1,012.31	3,824.81	1,083.33	13,000.00
Equip Repairs - Public Works	0.00	660.00	83.33	1,000.00
PW Building Maint & Repair	0.00	1,424.23	0.00	0.00
Engineering Serv - Public Work	0.00	0.00	166.67	2,000.00
Communication/Phone -Pub Works	46.98	184.42	137.50	1,650.00
Worker's Comp. - Public Works	1,339.90	8,263.52	1,511.17	18,134.00
Veh&Equip Insurance - Pub Work	0.00	0.00	500.00	6,000.00
Utilities - Public Works	340.90	3,513.63	500.00	6,000.00
DPW-Maintenance& Repairs	0.00	0.00	416.67	5,000.00
Emergency Service - Pub Works	87.28	151.30	166.67	2,000.00
Mechanical Service - Pub Works	97.14	991.90	208.33	2,500.00
Equipment Rentals - Pub Works	0.00	0.00	125.00	1,500.00
General Expense - Pub Works	19.50	91.90	291.67	3,500.00
Demolition	64.80	583.20	4,166.67	50,000.00
Minor Equipment - Public Works	0.00	65.55	833.33	10,000.00
Public Works Truck Lease	0.00	12,134.27	1,188.83	14,266.00
Vehicle Gas, Oil- Parks	0.00	35.98	0.00	0.00
Parks & Rec Board Expense	0.00	0.00	8.33	100.00
Maintenance - Parks & Recreati	0.00	0.00	41.67	500.00
City Sponsored Event Expenses	9,845.00	9,845.00	0.00	0.00
Park Improvements	0.00	235.40	0.00	0.00
Fuel, Light, Water - Park	179.20	1,084.31	225.00	2,700.00
Misc-pubpropparks	0.00	0.00	41.67	500.00
Minor Equip-Parks	0.00	120.64	83.33	1,000.00
Interfund Transfer Sewer Fund	0.00	0.00	0.00	214,348.00
Interfund Transfer Refuse	0.00	0.00	0.00	77,871.00
Liability Insurance	0.00	0.00	5,833.33	70,000.00
Misc. Expense	0.00	328.00	466.17	5,590.00

For Management Purposes Only

City of Nanticoke
Income Statement
For the Five Months Ending May 31, 2021

	Current Month	Year to Date	Current M-T-D Budget	Year to Date Budget
Operating Trnsf	0.00	0.00	11,000.00	132,000.00
Transfer to Capital Expend.	0.00	0.00	6,418.50	77,022.00
Total Expenses	430,505.52	2,029,320.06	515,440.14	6,477,497.00
Net Income	\$ 429,553.83	\$ 1,654,837.30	21,684.62	0.00