

NANTICOKE CITY POLICE DEPARTMENT
NANTICOKE, PENNSYLVANIA

Office of the Chief of Police
Monthly Report of Activities
July 2021


Total Incidents in July..... 512
Total Incidents in 2021.....3,350

Incident Listing By Type is attached	
Activity	Number
Traffic Violations and Citations Issued	34
Non-Traffic Citations Issued	28
Parking Tickets Issued	23
Written Warnings Issued	4
Abandoned Vehicles Removed	14
Motor Vehicle Accidents	21
Criminal Arrests	Counts
Abandoned Vehicle	1
Assault	3
Curfew	3
Disorderly Conduct	3
Dog Ordinance Violations	9
D.U.I.	8
Harassment	15
Protection from Abuse Violations	4
Public Drunkenness	2
Receiving Stolen Property	1
Stalking	1
Threats	1
Trespassing	2
Total Criminal Arrests	53

Monthly Patrol Mileage		Total Mileage on Vehicle
Car # 4	444	17,501
Car # 5	443	56,232
Car # 6	1,121	4,473
Car # 8	1,160	83,634
Car # 9	930	66,792
Car # 10	99	28,380

Total Patrol Mileage.... 4,197

Respectfully Submitted,

A handwritten signature in black ink, appearing to read 'M. Roke', written in a cursive style.

Michael Roke
Chief of Police

NANTICOKE CITY POLICE DEPARTMENT
Nanticoke, Pennsylvania

Police Chief's Report
Cash and Checks Received

July 2021 Checks/Cash/Credit

July 2021 Magistrate's Report Nanticoke	\$ 2,266.51
July 2021 Parking Tickets Nanticoke	\$ 385.00
July 2021 Police Reports	\$ 120.00
July 2021 Signs	\$ 500.00
July 2021 Alarm Fees	\$ 50.00
July 2021 Luzerne County Probation (Fines)	\$ 56.02
July 2021 Luzerne County Probation (Restitution)	\$ 40.11

Total \$ 3,417.64



Michael Roke
Chief of Police

Calls for Service - by UCR Code

Incidents Reported Between 07/01/2021 and 07/31/2021
All Municipalities



Code	Description	Primary Count	Secondary UCR Count		
			Code 2	Code 3	Code 4
0440	ASSAULT - ATROCIOUS- HANDS,FISTS,FEET	0	1		
0490	ASSAULT - REPORTS	1			
0513	BURGLARY-FORCED ENTRY-RESIDNTL-TIME UNKN	5			
0521	UNLAWFUL ENTRY-NO FORCE-RESIDENCE-NIGHT	1			
0533	ATTEMPTED FORCIBLE ENTRY-RES.-UNKNOWN	1			
0535	ATTEMPT FORCIBLE ENTRY-NONRES.-DAY	1			
0613	THEFT-\$200 & OVER-RETAIL THEFT	1			
0614	THEFT-\$200 & OVER-FROM AUTO (EXCPT 0615)	4			
0615	THEFT-\$200 & OVER-AUTO ACCESSORIES	1			
0617	THEFT-\$200 & OVER-FROM BUILDINGS	1			
0619	THEFT-\$200 & OVER-ALL OTHER	1			
0634	THEFT-UNDER \$50-FROM AUTO (EXCEPT 0635)	1			
0637	THEFT - UNDER \$50 - FROM BUILDINGS	1			
0639	THEFT-UNDER \$50-ALL OTHER	2			
0644	THEFT-ATTEMPTED-FROM AUTO (EXCEPT 0645)	3			
0690	THEFT-REPORTS	3			
0712	M.V.THEFT-STREET - RESIDENTIAL AREA	1			
0733	M.V.THEFT-OTHER VEHICLE-DRIVEWAY	2			
0810	SIMPLE PHYSICAL ASSAULTS	2	2		
1100	FRAUD	20			
1130	FLIM FLAM	1			
1150	FRAUD - CREDIT CARDS, ATM	1			
1321	STOLEN PROP.-RECEIVING MOTOR VEHICLE	1			
1322	STOLEN PROP.-RECEIVING-ALL OTHER PROP. .	0	1		
1410	CRIMINAL MISCHIEF TO AUTOMOBILES	4			
1440	CRIMINAL MISCHIEF - ALL OTHER	0	1		
1532	WEAPONS - POSSESSION - KNIFE	1			
1720	SEX OFFENSES - INDECENT EXPOSURE	1			
1832	NARCOTICS-POSSESSION-MARIJUANA,ETC.	0		1	
1841	NARCOTICS-USE-MORPHINE, HEROIN,CODIENEC	3			
1843	NARCOTICS-USE-SYNTHETIC NARCOTICS	1			
1890	NARCOTICS - REPORTS	1			
1891	DRUG EQUIPMENT VIOLATIONS	0		1	1
2010	OFFENSE AGAINST FAMILY-DESERT,NONSUPPORT	1			
2020	OFFENSES AGAINST FAMILY-CHILD ABUSE	4			
2111	DRIVING UNDER THE INFLUENCE - ALCOHOL	0	1		
2211	LIQUOR LAW-UNDERAGE-PURCH,CONSP,POSSES	1			
2300	PUBLIC DRUNKENESS	0	1	2	
2400	DISORDERLY CONDUCT	14			
2420	DISORDERLY CONDUCT-PUBLIC PLACES	3		1	
2430	FIGHTING (AFFRAY)	1			
2440	DISORDERLY CONDUCT-DISTURBING THE PEACE	25			
2450	HARASSMENT	21	4		1
2480	DISORDERLY CONDUCT-ALL OTHERS	2			
2491	FIREWORKS	24			
2600	ALL OTHER CRIMES CODE VIOLATIONS	1	1		
2632	LITTERING	3			
2647	ALL OTHERS - PROTECTIVE ORDERS	13	1		

Calls for Service - by UCR Code

Incidents Reported Between 07/01/2021 and 07/31/2021



All Municipalities

Code	Description	Primary Count	Secondary UCR Count		
			Code 2	Code 3	Code 4
2656	ALL OTHER - THREATS (KILL,BOMB,PHONE,ETC	0	1		
2660	TRESPASSING OF REAL PROPERTY	3	2	1	
2810	CITY ORD-ABANDONED VEH (INCLUDING STATE)	13			
2830	CITY ORD-ALL OTHER	1			
2910	LOST/MISSING PROPERTY	3			
2990	RUNAWAYS - (JUVENILE) - REPORTS	0	1		
3000	FOUND/RECOVERED PROPERTY	1			
3100	MOTOR VEHICLE ACCIDENTS	21			
3400	MENTAL HEALTH	15			
3500	SUSPICIOUS PERSONS,AUTOS,CIRCUMSTANCES	10			
3501	SUSPICIOUS PERSONS,AUTOS,CIRCUMSTANCES	15	1		
3600	DISTURBANCES-DOMESTIC	36	1		
3620	DISTURBANCES-OTHER (FIGHTS,DISPUTES,ETC)	11			
3800	SERVICE CALL-ASSIST PUBLIC	1			
3810	ALARMS (FALSE ONLY)-EXCPT FIRE	15			
3850	HAZARDOUS CONDITIONS	1			
3860	SERVICE CALL-LOCKOUTS (VEHICLE/BLDG)	2			
3870	MEDICAL EMERGENCY	8	3		
3880	OPEN DOORS/WINDOWS - DISCOVERED	2			
3900	TRAFFIC & PARKING PROBLEMS	16			
4008	NON-CRIMINAL-ELECTRIC LIGHT OUTAGES	2			
4010	TRAFFIC OFFENSES	5	1		
4018	NON-CRIMINAL-ST. LIGHT OUT, ST. REPAIRS.	1			
4020	NON-CRIMINAL - CHILD CUSTODY	5			
4022	NON-CRIMINAL - CIVIL	16			
4024	NON-CRIMINAL - WATER LEAKS,MAINS, ETC.	1			
4026	NON-CRIMINAL-WIRES AND POLES DOWN	2			
4028	NON-CRIMINAL-OTHER INVESTIGATIONS	5			
4090	NON-CRIMINAL - POLICE INFORMATION	7			
4100	NON-CRIMINAL - 911 HANG UP	9			
4110	NON-CRIMINAL -WELFARE CHECK	18			
4510	DEATHS - UNATTENDED	3			
5002	LOST & FOUND - FOUND ANIMAL	2			
5004	LOST & FOUND - FOUND ARTICLES	2	1		
5006	LOST & FOUND - LOST ANIMAL	1			
5008	LOST & FOUND - LOST ARTICLES	5			
5010	LOST & FOUND - MISSING JUVENILE FEMALE	1			
5012	LOST & FOUND - MISSING JUVENILE MALE	2			
5014	LOST & FOUND - MISSING ADULT FEMALES	2			
5504	ANIMAL COMPLAINTS - DOG BITES	1			
5506	ANIMAL COMPLAINTS - RUNNING AT LARGE	10			
5508	ANIMAL COMPLAINTS - OTHER ANIMAL BITES	2			
5510	ANIMAL COMPLAINTS - OTHER	9			
5590	ANIMAL COMPLAINTS - REPORTS	1			
6312	TRAFFIC ENFORCEMENT - WARNINGS	1			
6614	TRAFFIC RELATED - OTHER TRAFFIC	1			
7014	PUBLIC SERVICE - OTHERS (OFFICER ASSIST)	1			
7502	ASSIST OTHER AGENCIES - FIRE DEPT.	2			

Calls for Service - by UCR Code

Incidents Reported Between 07/01/2021 and 07/31/2021

All Municipalities



Code	Description	Primary Count	Secondary UCR Count		
			Code 2	Code 3	Code 4
7504	ASSIST OTHER AGENCIES - OTHER POLICE	17			
7506	ASSISTING OTHER AGENCIES - ALL OTHERS	3			
8010	WARRANTS - LOCAL - CRIMINAL	2	2		
8114	WARRANTS - OTHER AUTHORITY-OTHER WARRANT	1			
8590	DEPARTMENTAL SERVICES - REPORTS	2			
9004	ADMINISTRATION - ATTENDING MEETINGS	1			
CITT	TRAFFIC CITATION	14	1	1	
SUBP	SUBPOENA	2			
WARR	WARRANT	0	1		
Total Calls		512			



NANTICOKE CITY FIRE DEPARTMENT

2 EAST RIDGE STREET

NANTICOKE, PA. 18634

Ph. 570.735.5860 Fax. 570.258.2773

MARK BONCAL, CHIEF OF DEPARTMENT

MBONCAL@NANTICOKECITY.COM

August 11, 2021

Mayor and members of City Council,

Here is the monthly report for July 2021. The department had responded to 101 calls for service. During the month of July, duty officers conducted daily training/drills with career members in house and continued the training process with new hire Andy Kopco.

Monthly training began last month and will continue every month with both career and volunteer members. Monthly training topics will be decided by the department officers.

The Fire Department had recently conducted a training session on 7/31-8/1 with an acquired structure located at 24 E. Washington St. Jignesh Patel, owner of the Beer Stop Deli, purchased the property and was willing to allow the Fire Department access to the property to train.

Color coding of the fire hydrants city-wide as well as the W. Nanticoke section of Plymouth Township has been completed by the duty members. The National Fire Protection Agency (NFPA) recommends that hydrants be color uniformly color-coded to indicate water flow capabilities so firefighters can assess their capabilities at a glance. Three new hydrants have been placed into service and one de-commissioned.


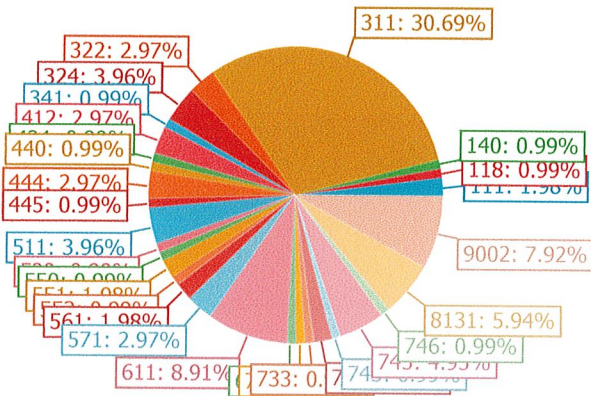
The new Fire Command vehicle has been placed into service last month. Funds to cover the cost of this vehicle come from a grant from the Office of the State Fire Commissioner. Old command car will be given to the Nanticoke Fire Police unit for their use.

Respectively submitted,

A handwritten signature in blue ink that reads "Mark Boncal".

Mark Boncal
Chief of Department

Incident Reports By Incident Type, Summary



Incident Type

Total Incidents

Percent

Incident Type	Total Incidents	Percent
111 - Building fire	2	1.98%
118 - Trash or rubbish fire, contained	1	0.99%
140 - Natural vegetation fire, other	1	0.99%
311 - Medical assist, assist EMS crew	31	30.69%
322 - Motor vehicle accident with injuries	3	2.97%
324 - Motor vehicle accident with no injuries	4	3.96%
341 - Search for person on land	1	0.99%
412 - Gas leak (natural gas or LPG)	3	2.97%
424 - Carbon monoxide incident	1	0.99%
440 - Electrical wiring/equipment problem, other	1	0.99%
444 - Power line down	3	2.97%
445 - Arcing, shorted electrical equipment	1	0.99%
511 - Lock-out	4	3.96%
520 - Water problem, other	1	0.99%
550 - Public service assistance, other	1	0.99%
551 - Assist police or other governmental agency	2	1.98%
553 - Public service	1	0.99%

Incident Type	Total Incidents	Percent
561 - Unauthorized burning	2	1.98%
571 - Cover assignment, standby, moveup	3	2.97%
611 - Dispatched & canceled en route	9	8.91%
622 - No incident found on arrival at dispatch address	1	0.99%
700 - False alarm or false call, other	1	0.99%
733 - Smoke detector activation due to malfunction	1	0.99%
736 - CO detector activation due to malfunction	2	1.98%
743 - Smoke detector activation, no fire - unintentional	1	0.99%
745 - Alarm system activation, no fire - unintentional	5	4.95%
746 - Carbon monoxide detector activation, no CO	1	0.99%
8131 - Fallen tree	6	5.94%
9002 - Investigation	8	7.92%

Total Number of Incidents: 101

Total Number of Incident Types: 29

NANTICOCHE FIRE DEPARTMENT

Incident Type

Total Incidents

Percent

Report Filter Settings

Report File Name: Incident Reports by Incident Type, Summary

Filter Name: Last Calendar Month

Filter Expression: [AlarmDateTime] is between '7/1/2021 00:00' and '7/31/2021 23:59'

NANTICOKE FIRE DEPARTMENT

Incident Record List

101 Records

Incident Number	Incident Type	Location
Incident Date: 7/1/2021		
2100492 311	- Medical assist, assist EMS crew	378 E WASHINGTON ST, NANTICOKE, PA 18634
2100491 611	- Dispatched & canceled en route	15 Abraham Ave, Hanover Twp, PA 18706
Incident Date: 7/2/2021		
2100493 611	- Dispatched & canceled en route	203 Hanover St, Hanover Twp, PA 18704
2100497 118	- Trash or rubbish fire, contained	178 E RIDGE ST #B, NANTICOKE, PA 18634
2100495 322	- Motor vehicle accident with injuries	200 W NOBLE ST, NANTICOKE, PA 18634
2100494 412	- Gas leak (natural gas or LPG)	328 E GREEN ST, NANTICOKE, PA 18634
2100496 341	- Search for person on land	14 ROADWAY ST, NANTICOKE, PA 18634
Incident Date: 7/3/2021		
2100498 9002	- Investigation	1200 S MARKET ST, NANTICOKE, PA 18634
Incident Date: 7/4/2021		
2100499 733	- Smoke detector activation due to malfunction	48 E RIDGE ST, NANTICOKE, PA 18634
2100501 611	- Dispatched & canceled en route	415 Wyoming St, Hanover Township, PA 18634
2100500 700	- False alarm or false call, other	1695 South Main St, Hanover Twp, PA 18706
2100502 140	- Natural vegetation fire, other	408 ESPY ST, NANTICOKE, PA 18634
Incident Date: 7/5/2021		
2100506 551	- Assist police or other governmental agency	202 W CHURCH ST #4, NANTICOKE, PA 18634
2100503 9002	- Investigation	730 S MARKET ST, NANTICOKE, PA 18634
2100504 311	- Medical assist, assist EMS crew	1588 HANOVER ST, NANTICOKE, PA 18634
2100505 311	- Medical assist, assist EMS crew	202 W CHURCH ST #2, NANTICOKE, PA 18634
Incident Date: 7/6/2021		
2100508 311	- Medical assist, assist EMS crew	2 E RIDGE ST, NANTICOKE, PA 18634
2100507 8131	- Fallen tree	PA29N Exit 4 toward US11S, Plymouth Twp., PA 18634
2100509 9002	- Investigation	3 W GREEN ST, NANTICOKE, PA 18634
Incident Date: 7/7/2021		
2100512 561	- Uncontrolled burning	126 PARK ST, NANTICOKE, PA 18634

Incident Record List

101 Records

Incident Number	Incident Type	Location
2100510	311 - Medical assist, assist EMS crew	270 E MAIN ST, NANTICOKE, PA 18634
2100511	511 - Lock-out	396 E NOBLE ST, NANTICOKE, PA 18634
Incident Date: 7/8/2021		
2100517	311 - Medical assist, assist EMS crew	513 JONES ST, NANTICOKE, PA 18634
2100513	311 - Medical assist, assist EMS crew	223 W UNION ST, NANTICOKE, PA 18634
2100515	8131 - Fallen tree	201 BLISS ST, NANTICOKE, PA 18634
2100516	311 - Medical assist, assist EMS crew	1025 MAPLE ST, NANTICOKE, PA 18634
2100514	8131 - Fallen tree	20 RT 117, Plymouth Twp, PA 18634
Incident Date: 7/9/2021		
2100518	611 - Dispatched & canceled en route	1770 Hanover ST, Hanover Township, PA 18702
2100519	324 - Motor vehicle accident with no injuries.	169 E RIDGE ST, NANTICOKE, PA 18634
Incident Date: 7/10/2021		
2100521	324 - Motor vehicle accident with no injuries.	635 HANOVER ST, NANTICOKE, PA 18634
2100523	311 - Medical assist, assist EMS crew	E MAIN ST & E State ST, NANTICOKE, PA
2100522	550 - Public service assistance, other	2 E RIDGE ST, NANTICOKE, PA 18634
2100520	311 - Medical assist, assist EMS crew	47 COAL ST, NANTICOKE, PA 18634
2100524	311 - Medical assist, assist EMS crew	361 E GROVE ST, NANTICOKE, PA 18634
2100525	311 - Medical assist, assist EMS crew	100 NANTICOKE AVE #508, NANTICOKE, PA 18634
Incident Date: 7/11/2021		
2100526	444 - Power line down	375 E GREEN ST, NANTICOKE, PA 18634
Incident Date: 7/12/2021		
2100527	571 - Cover assignment, standby/hooverup	175 Logistics DR, Hanover Township, PA 18706
2100530	9002 - Investigation	210 E RIDGE ST, NANTICOKE, PA 18634
2100529	611 - Dispatched & canceled en route	267 Bunker DR, Hanover Twp., PA 18706
2100528	8131 - Fallen	ESPY ST & BLISS ST, NANTICOKE, PA
Incident Date: 7/13/2021		
2100531	311 - Medical assist, assist EMS crew	126 E RIDGE ST, NANTICOKE, PA 18634

Incident Record List

101 Records

Incident Number	Incident Type	Location
Incident Date: 7/14/2021		
2100533 571	Cover assignment, standby, moveup	1070 Hanover ST, Hanover Township, PA 18706
2100534 444	Power line down	JIFKIN ST & LOOMIS ST, NANTICOKE, PA
2100532 311	Medical assist, assist EMS crew	347 HANOVER ST, NANTICOKE, PA 18634
Incident Date: 7/16/2021		
2100535 111	Building fire	21 W GROVE ST, NANTICOKE, PA 18634
2100536 311	Medical assist, assist EMS crew	555 E MAIN ST, NANTICOKE, PA 18634
Incident Date: 7/17/2021		
2100539 324	Motor vehicle accident with no injuries.	E MAIN ST & S WALNUT ST, NANTICOKE, PA
2100540 111	Building fire	618 Backman ST, Wilkes Barre Twp, PA 18702
2100537 736	CO detector activation due to malfunction	24 W E NOBLE ST #1, NANTICOKE, PA 18634
2100538 611	Dispatched & canceled en route	412 Hanover Village, Hanover Twp, PA 18706
Incident Date: 7/18/2021		
2100545 311	Medical assist, assist EMS crew	35 E NOBLE ST, NANTICOKE, PA 18634
2100543 9002	Investigation	409 E GREEN ST, NANTICOKE, PA 18634
2100542 322	Motor vehicle accident with injuries	72 E Poplar ST, Plymouth Twp, PA 18634
2100544 9002	Investigation	20 11 RT, Plymouth Twp, PA 18634
2100546 736	CO detector activation due to malfunction	135 E RIDGE ST, NANTICOKE, PA 18634
2100541 322	Motor vehicle accident with injuries	460 W MAIN ST, NANTICOKE, PA 18634
Incident Date: 7/19/2021		
2100547 746	Carbon monoxide detector activation, no CO	291 MOUNTAIN VIEW DR, NANTICOKE, PA 18634
Incident Date: 7/20/2021		
2100551 520	Water problem, other	334 W UNION ST, NANTICOKE, PA 18634
2100548 424	Carbon monoxide incident	133 OAK ST, NANTICOKE, PA 18634
2100549 311	Medical assist, assist EMS crew	1214 HANOVER ST, NANTICOKE, PA 18634
2100552 611	Dispatched & canceled en route	161 W NOBLE ST, NANTICOKE, PA 18634
2100550 311	Medical assist, assist EMS crew	129 W UNION ST, NANTICOKE, PA 18634

Incident Record List

101 Records

Incident Number	Incident Type	Location
Incident Date: 7/21/2021		
2100554 440	Electrical wiring/equipment problem, other	140 W RIDGE ST, NANTICOKE, PA 18634
2100556 311	Medical assist, assist EMS crew	322 W MAIN ST, NANTICOKE, PA 18634
2100553 412	Gas leak (natural gas or LPG)	295 STATE ST, NANTICOKE, PA 18634
2100555 311	Medical assist, assist EMS crew	1 WEIS PLZ, NANTICOKE, PA 18634
Incident Date: 7/22/2021		
2100558 745	Alarm system activation, no fire - unintentional	427 KOSCIUSKO ST, NANTICOKE, PA 18634
2100560 412	Gas leak (natural gas or LPG)	1110 PERSPECT ST, NANTICOKE, PA 18634
2100559 8131	Fallen tree	450 E MAIN ST, NANTICOKE, PA 18634
2100561 745	Alarm system activation, no fire - unintentional	490 E MAIN ST, NANTICOKE, PA 18634
2100557 745	Alarm system activation, no fire - unintentional	371 E GROVE ST, NANTICOKE, PA 18634
2100562 311	Medical assist, assist EMS crew	1214 HANOVER ST, NANTICOKE, PA 18634
Incident Date: 7/23/2021		
2100565 743	Smoke detector activation, no fire - unintentional	1017 S CHESTNUT ST, NANTICOKE, PA 18634
2100564 444	Power line down	40 N MARKET ST, NANTICOKE, PA 18634
2100563 511	Lock-out	1236 S MARKET ST, NANTICOKE, PA 18634
Incident Date: 7/24/2021		
2100567 311	Medical assist, assist EMS crew	61 W GREEN ST, NANTICOKE, PA 18634
2100566 311	Medical assist, assist EMS crew	347 HANOVER ST #5, NANTICOKE, PA 18634
Incident Date: 7/25/2021		
2100568 311	Medical assist, assist EMS crew	1108 LINCOLN AVE, NANTICOKE, PA 18634
Incident Date: 7/26/2021		
2100569 511	Lock-out	125 E RIDGE ST, NANTICOKE, PA 18634
2100573 511	Lock-out	215 MOSIER ST, NANTICOKE, PA 18634
2100572 311	Medical assist, assist EMS crew	170 W GREEN ST, NANTICOKE, PA 18634
2100570 745	Alarm system activation, no fire - unintentional	130 ALDEN RD, NANTICOKE, PA 18634
2100574 551	Assist police or other governmental agency	77 Allen ST, Plymouth Township, PA 18634

Incident Record List

101 Records

Incident Number	Incident Type	Location
2100571	9002 - Investigation	130 ALDEN RD, NANTICOKE, PA 18634
Incident Date: 7/27/2021		
2100578	9002 - Investigation	510 FRONT ST, NANTICOKE, PA 18634
2100575	611 - Dispatched & canceled en route	72 E Poplar ST, Nanticoke, PA 18634
2100577	8131 - Fallen tree	121 E Poplar ST, Hanover Twp, PA 18634
2100576	745 - Alarm system activation, no fire - unintentional	246 FRONT ST, NANTICOKE, PA 18634
Incident Date: 7/28/2021		
2100582	445 - Arcing, shorted electrical equipment	111 LOUINS ST, NANTICOKE, PA 18634
2100580	311 - Medical assist, assist EMS crew	87 PROSPECT ST, NANTICOKE, PA 18634
2100579	311 - Medical assist, assist EMS crew	274 PHILLIPS ST, NANTICOKE, PA 18634
2100581	311 - Medical assist, assist EMS crew	139 ALDEN RD, NANTICOKE, PA 18634
Incident Date: 7/29/2021		
2100583	553 - Public service	2 E RIDGE ST, NANTICOKE, PA 18634
2100586	571 - Cover assignment, standby, moveup	1400 San Souci PKY, Hanover Township, PA 18706
2100584	611 - Dispatched & canceled en route	1400 sans souci HWY, hanover township, PA 18702
2100585	311 - Medical assist, assist EMS crew	122 PHILLIPS ST, NANTICOKE, PA 18634
Incident Date: 7/30/2021		
2100587	561 - Unauthorized burning	145 ESPY ST, NANTICOKE, PA 18634
2100590	324 - Motor vehicle accident with no injuries.	S MARKET ST & E UNION ST, NANTICOKE, PA
2100589	311 - Medical assist, assist EMS crew	100 HILLCREST DR, NANTICOKE, PA 18634
2100588	311 - Medical assist, assist EMS crew	102 E WASHINGTON ST, NANTICOKE, PA 18634
Incident Date: 7/31/2021		
2100591	622 - No incident found on arrival at dispatch address	113 Railroad ST, Glen Lyon, PA 18617

To: Mayor's Office and City Council

From: Rick Josefowicz

Subject: Street Department Report for the Month of July 2021

Date: 8/11/2021

Signs

1. Five Handicap signs installed.
 - a. 117 West Broad Street
 - b. 32 East Union Street
 - c. 37 Loomis Street
 - d. 156 East Grand Street
 - e. 254 East Broad Street
2. One Handicap sign removed.
 - a. 412 East Church Street
3. Two new parking signs were installed at City Hall.
4. Removed 15-minute parking sign at the corner of Prospect and East Green Streets, signs were no longer needed.
5. Installed one 15-minute parking sign on Market Street for Lewis' Insurance.

COG Paving

1. 7/13/2021-07/15/2021- Two DPW employees were in Plymouth Township for paving.

City Property Maintenance and Repairs

1. Weekly Maintenance in City Hall.
2. Emptied both trash cans located at the bus stop shelters as needed during the month.
3. Cleaned shop inside four times during the month. Also installed shelves and a charging station for cordless tools.
4. Litter picking was done at location of lower Broadway from Access Road to the bridge entrance twice during the month.
5. Litter picking was done at the City Building, St. Joseph's lot, Market Street, around Patriot Park and Main Street from red light to Antonio's Pizza three times during the month.
6. Cut City properties 3 days a week during the month.
7. Sprayed weeds at 8 different locations in the City.
8. Painted Handicap lines for parking at City Hall.
9. Cut grass at all 3 round-abouts on Middle Road and sprayed weed killer as needed.
10. Cut curbsides of roadways.
 - a. 600-800 Block of East Grove Street
11. Moved 6 filing cabinets to new office space for Donna.
12. Assembled new office chair and desk for Donna's office, also changed locked on her office door.

13. Cut up down trees from storm.
 - a. Bliss Street
 - b. Patriot Park
 - c. Mill Memorial Library
 - i. 5 loads of debris were hauled to Newport Recycling Center.
14. Cut alley ways City wide to remove tree debris and hauled to Newport Recycling Center.
15. Cut up down tree in Honey Pot.
 - a. Orange Street
 - i. 2 loads of debris were hauled to Newport Recycling Center.
16. Cut down a tree on East Noble and Prospect Streets due to blocking stop sign and safety concerns.
17. Cleaned all windows, inside and out of City Hall. This was over a two-day period.
18. Changed 6 lightbulbs at City Hall.
19. Sink hole was reported on Walnut Street, near skating rink. Repair was made.

Flags and Veteran Banners

1. 75 American Flags were assembled and installed on City street poles in the City, Hanover Section and Honey Pot.
2. 33 Veteran banners were assembled and installed on City street poles.

Pothole Patching

1. Nine ton of cold patch was used to patch potholes City wide including alleys as needed.

P.A.1 Calls

1. There were **180** P.A.1 calls during the month. Roads and Alleys were marked as required.

Sewer and Storm Water

1. Three sewer calls were received at City Hall. All had blocked laterals.
 - a. 102 Enterprise Street.
 - b. 334 West Union Street.
 - c. 417 East Washington.
2. One blocked sewer main on the 100 block of East Enterprise Street. WVSA was contacted. Main was jetted and cleared.
3. Tops of storms basins were cleaned 6 times City wide during the month.
4. WVSA removed a jetter from sewer main on West Broad Street from a private plumber that was cleaning a lateral.
5. Manhole lid and frame were reset at the corner of Prospect and East Green Streets due to settlement around frame.

Vehicle and Equipment Maintenance

1. Checked all fluids in trucks and equipment once during the month.
2. All trucks were washed during the month once.
3. 2015 to one stop for inspection.

Gas Leaks

1. No gas leaks reported during the month.

Water Leaks

1. Two water leaks were reported during the month. Calls were made to American Water and repairs were made.
 - a. Rear 556 East Main Street.
 - b. 25 Shea Street

911 Calls

1. None during the month.

Miscellaneous

1. All MS4 paperwork for WWSA has been updated and completed, 7/7/2021.
2. 23 tons of cold patch was delivered on 7/21/21.
3. Picked up illegal trash dumped at 715 Kosciusko Street.

Roadkill

1. Three during the month.

Fuel Report

Truck #	Miles	Gallons	Fuel Type
1	621	113.1	Gas
2	246	51.3	Gas
3	227	41.1	Diesel
4	263	40.6	Diesel
5	254	42.2	Diesel
6	none recorded	0	Gas
Skid'steer	0	12.7	Diesel
Loader	0	0	Diesel
Misc cans for tractors and grass cutters		0	Diesel
		15.2	Gas
Total		316.2	

JULY 2021 CODE REPORT

INSPECTIONS

		<u>Cost</u>
BUILDING INSPECTIONS	19	\$ 1,260.00
ELECTRICAL INSPECTION	17	\$ 1,275.00
SALE OCCUPANCY	16	\$ 1,600.00
RENTAL OCCUPANCY	13	\$ 715.00
COMM OCCUPANCY	1	\$ 350.00

PERMITS

BUILDING	33	\$ 10,278.00
ELECTRICAL	8	\$ 426.00
PLUMBING	0	\$ -
DUMPSTER	6	\$ 90.00
LANDLORD LIC	190	\$ 18,600.00
STREET VENDOR	0	\$ -
PAVE CUTS	2	\$ 230.00
VACANCY	0	\$ -
PLAN REVIEW	1	\$ 1,831.50
PLANNING COMM	0	\$ -
PLANNING ENGINEER	0	\$ -
ZONING	2	\$ 70.00
ZONING AD	0	\$ -
ZONING HEARING	2	\$ 1,000.00
SEWER TAP IN	0	\$ -
finer	0	\$ -
BOOKS	0	\$ -
CONTRACTOR LICENSE	6	\$ 1,000.00
SPECIALTY CONTRACTOR	0	\$ -
HEALTH LICENSE	0	\$ -
BYOB	0	\$ -
OTHER: Fence PMT	1	\$ 100.00

TOTAL DEPOSITS \$ 38,825.50

Prepared by Nicole Pulju <3

HONORABLE MAYOR AND COUNCIL

**I WISH TO SUBMIT THE REFUSE FEE
COLLECTIONS FOR THE MONTH OF JULY 2021.**

**REFUSE \$49,411.06
RETURNED CHECK \$
REFUNDS \$
RESEARCH FEE \$215.00
CREDIT/DEBT CARDS \$2732.00**

TOTAL =\$52,358.06

MONEY COLLECTED FOR 2021 IS \$974,699.07

**MONEY FOR THE ABOVE REFUSE FEE AND
OTHERS AS LISTED ABOVE HAS BEEN
DEPOSITED AT THE TREASURER OFFICE.**

RESPECTFULLY YOURS,

Patricia Zandoli

**REFUSE DELINQUENT MONEY COLLECTED IN
JANUARY 2021 TO JULY 2021 IS \$61,184.19**

City of Nanticoke
Income Statement
For the Seven Months Ending July 31, 2021

	Current Month	Year to Date	Current M-T-D Budget	Year to Date Budget
Revenues				
Real Estate - Current	\$ 10,158.97	\$ 1,453,075.33	140,416.67	1,685,000.00
Real Estate--Delinquent	22,437.99	160,742.86	14,583.33	175,000.00
Residence Tax Current	8,944.63	9,615.43	1,666.67	20,000.00
Residence Tax--Prior Year	906.31	8,706.17	0.00	0.00
Per Capita--Current	8,944.63	9,615.43	1,666.67	20,000.00
Per Capita--Delinquent	906.31	8,706.21	0.00	0.00
Real Estate Transfer Tax	14,719.77	337,692.25	4,666.67	56,000.00
Merchandise/Business Privilege	6,372.85	146,529.85	10,416.67	125,000.00
Current EIT- Act 511	85,135.90	1,676,973.49	251,458.33	3,017,500.00
Local Services Tax	226.86	44,607.23	7,916.67	95,000.00
Amusement Tax	0.00	4,700.00	383.33	4,600.00
Street Vendor Permits	0.00	150.00	20.83	250.00
Contractor License Income	850.00	3,600.00	416.67	5,000.00
BYOB Annual Fees	0.00	100.00	25.00	300.00
Cable Television Tax	0.00	73,122.56	12,250.00	147,000.00
Dumpster Permit Income	90.00	615.00	62.50	750.00
Magistrate Fines	2,266.51	15,158.16	2,083.33	25,000.00
Magistrate Fines/Code Dept	72.84	737.63	0.00	0.00
State Police Fines	0.00	1,841.89	416.67	5,000.00
Parking Ticket/Ordinance Viol.	385.00	5,120.50	833.33	10,000.00
Clerk of Court/Probation Fines	56.02	906.79	375.00	4,500.00
Restitution	40.11	2,777.12	166.67	2,000.00
Interest Income	0.10	1,342.49	566.67	6,800.00
Rental Income Dist Judge	1,500.00	10,500.00	1,500.00	18,000.00
UDAG Income	0.00	0.00	25.00	300.00
American Rescue Plan Grant	0.00	539,674.46	0.00	0.00
Liquor Control Board	0.00	2,150.00	283.33	3,400.00
Pension -- State Aid	0.00	0.00	24,750.00	297,000.00
Volunteer Fire Company Relief	0.00	0.00	0.00	32,000.00
Police AG Pay Reimbursement	0.00	0.00	916.67	11,000.00
Police Drug Task Force Reimb	0.00	1,490.66	0.00	0.00
PILOT	0.00	22,389.13	0.00	0.00
PILOT LCCC	0.00	60.00	0.00	0.00
POLICE SERVICES HOUSING AGRE	875.00	7,687.50	2,083.33	25,000.00
Fire Services Agreement/Plym Tp	0.00	350.00	0.00	0.00
Civil Service Testing Fees	70.00	555.00	416.67	5,000.00
Zoning/Subdivision/Land Fees	0.00	1,300.00	83.33	1,000.00
Planning Commission	0.00	3,440.00	83.33	1,000.00
Zoning Hearing Fees	1,000.00	9,020.50	291.67	3,500.00
Plan Review	1,831.50	0.00	6.25	75.00
Sale of Maps & Publications	0.00	0.00		

For Management Purposes Only

City of Nanticoke
Income Statement
For the Seven Months Ending July 31, 2021

	Current Month	Year to Date	Current M-T-D Budget	Year to Date Budget
Police Reports- Copies	135.00	2,380.00	233.33	2,800.00
Police Alarm Fees	50.00	711.00	62.50	750.00
Police- Handicap Sign Fees	500.00	2,700.00	375.00	4,500.00
Fire Reports	0.00	0.00	2.08	25.00
Building Permits	10,223.50	39,199.00	5,000.00	60,000.00
Building Inspections	1,260.00	7,075.00	0.00	0.00
Electrical Permits	426.00	1,897.50	125.00	1,500.00
Electrical Inspections	1,275.00	4,650.00	0.00	0.00
Plumbing Permits	0.00	84.50	41.67	500.00
Occupancy Permits- Residential	1,655.00	11,465.00	1,250.00	15,000.00
Commercial Occupancy Permits	350.00	700.00	166.67	2,000.00
Rental Inspection	660.00	5,665.00	916.67	11,000.00
Landlord Fees	18,600.00	19,950.00	3,000.00	36,000.00
Mechanical Insp. Fees	0.00	0.00	16.67	200.00
Plumbing/Heating Insp. Fees	0.00	0.00	41.67	500.00
Vacant/Abandoned Bldg Registr	0.00	1,650.00	583.33	7,000.00
Street Repair -- Pavc Cuts	230.00	3,732.00	833.33	10,000.00
Health Inspection Services	0.00	4,600.00	341.67	4,100.00
Misc Revenue	473.76	13,487.61	1,666.67	20,000.00
City Sponsored Event Income	490.00	39,654.50	0.00	0.00
Copay Income	6,319.64	35,053.33	3,833.33	46,000.00
Transfer from Sewer Fund	0.00	0.00	17,862.33	214,348.00
Transfer from Refuse	0.00	0.00	6,489.25	77,871.00
Transfer from Community Develo	0.00	0.00	13,452.33	161,428.00
Total Revenues	210,439.20	4,759,708.08	537,124.76	6,477,497.00
Cost of Sales				
Total Cost of Sales	0.00	0.00	0.00	0.00
Gross Profit	210,439.20	4,759,708.08	537,124.76	6,477,497.00
Expenses				
Salary - Executive/Elected	1,903.80	9,599.76	1,333.33	16,000.00
Salary--Mayor	1,153.38	6,153.44	833.33	10,000.00
FICA- Executive	233.89	1,205.14	165.75	1,989.00
U comp executive	0.00	0.00	109.42	1,313.00
Office Supplies- Executive	349.99	383.48	16.67	200.00
Professional Fees- Executive	0.00	1,696.67	20.83	250.00
Transportation & Travel- Exec	0.00	0.00	20.83	250.00

For Management Purposes Only

City of Nanticoke
Income Statement
For the Seven Months Ending July 31, 2021

	Current Month	Year to Date	Current M-T-D Budget	Year to Date Budget
Insurance E&O - Executive	0.00	0.00	616.67	7,400.00
Dues & Memberships- Executive	0.00	1,330.00	375.00	4,500.00
Meetings & Conferences- Exec	0.00	222.35	41.67	500.00
Salary-City Administrator	5,332.16	31,747.40	6,064.42	72,773.00
Vision Insurance-Admin	0.00	0.00	11.33	136.00
Health/Hospital Insurance-Admi	39.41	236.46	0.00	0.00
Life Insurance- Administrator	69.99	489.93	46.25	555.00
FICA- Administrator	586.77	3,468.52	463.92	5,567.00
Unemployment Comp Ins -Admin	0.00	0.00	43.75	525.00
Health Care Buyout - Admin	0.00	2,000.00	333.33	4,000.00
Office Supplies- Admin	691.02	1,293.97	41.67	500.00
Admin Computer	0.00	1,632.00	104.16	1,250.00
Communication/Phone- Admin	711.87	711.87	29.17	350.00
Transportation & Travel- Admin	0.00	0.00	83.33	1,000.00
Advertising, Printing- Admin	0.00	0.00	20.83	250.00
Workers Compensation-Admin	14.93	106.82	83.33	1,000.00
Dues,Subscrips &Members-Admin	0.00	0.00	41.67	500.00
Meetings & Conferences, Admin	0.00	0.00	62.50	750.00
Admin- Minor Equipment	210.26	450.26	0.00	0.00
Salary- Finance Director	6,199.26	33,062.72	4,638.17	55,658.00
Salaries Fin. Coor&Admin..Asst.	2,634.00	13,378.54	3,795.00	45,540.00
Salary Open Records	240.00	1,280.00	173.33	2,080.00
Dental Insurance- Finance	0.00	0.00	152.17	1,826.00
Vision Insurance- Finance	0.00	0.00	22.67	272.00
Health/Hospital Ins- Finance	6,270.48	37,637.80	6,096.33	73,156.00
Life Insurance- Finance	96.00	672.00	92.50	1,110.00
FICA- Finance	868.68	4,633.02	645.17	7,742.00
Unemployment Comp Ins -Finance	0.00	0.00	87.50	1,050.00
Office Supplies- Finance	434.32	2,751.13	291.67	3,500.00
Payroll Service - Finance	583.81	3,346.26	475.00	5,700.00
City Audit - Finance	0.00	5,000.00	1,600.00	19,200.00
Bank Charges - Finance	0.00	0.00	8.33	100.00
Communication/Phone- Finance	711.88	711.88	391.67	4,700.00
Transport & Travel- Finance	0.00	0.00	41.67	500.00
Advertising, Printing- Finance	0.00	0.00	41.67	500.00
Surety and Fidelity-Finance	0.00	0.00	233.33	2,800.00
Workers Compensation- Finance	14.93	139.03	115.92	1,391.00
Dues,Subscrips,&Member-Finance	14.99	2,695.99	41.67	500.00
Meetings & Conferences-Finance	0.00	0.00	41.67	500.00
NonUniform Pension MMO Finance	0.00	20.00	5,875.33	70,504.00
Minor Equipment-Finance	0.00	2,557.98	62.50	750.00
Salary- Treasurer Clerical	5,251.20	28,006.40	3,734.92	44,819.00

For Management Purposes Only

City of Nanticoke
Income Statement
For the Seven Months Ending July 31, 2021

	Current Month	Year to Date	Current M-T-D	Year to Date
	Budget	Budget	Budget	Budget
Dental Insurance- Treasurer	0.00	0.00	24.08	289.00
Vision Insurance-Treasurer	0.00	0.00	4.58	55.00
Medical Insurance-Treasurer	4,941.57	11,586.12	1,300.58	15,607.00
Life Insurance-Treasurer	47.77	334.39	46.25	555.00
FICA-Treasurer	388.91	2,074.23	285.75	3,429.00
Unemployment Comp Ins -Treas	0.00	0.00	43.75	525.00
Office Supplies-Treasurer	0.00	854.42	62.50	750.00
Minor Equipment- Treasurer	0.00	0.00	41.67	500.00
Berkheimer EIT Commission	0.00	23,881.61	3,333.33	40,000.00
Berkheimer Other Commission	0.00	2,909.06	500.00	6,000.00
Per Capita TaxBill - Treasurer	0.00	12,165.68	458.33	5,500.00
Tax Collection Fees	0.00	0.00	1,041.67	12,500.00
Printing&Advertising-Treasurer	0.00	0.00	104.17	1,250.00
Surety & Fidelity Bond -Treasu	0.00	0.00	133.33	1,600.00
Worker's Comp- Treasurer	0.00	0.00	51.25	615.00
Dues and Memberships-Treasurer	0.00	0.00	8.33	100.00
City Solicitor Retainer -Legal	850.00	5,950.00	850.00	10,200.00
Solicitor Hourly - Legal Capit	5,918.25	16,667.25	0.00	0.00
Solicitor Hourly - Legal	0.00	10,052.35	4,166.67	50,000.00
Solicitor Labor Counsel -Legal	0.00	7,780.48	833.33	10,000.00
Solicitor Labor Hourly	370.00	3,220.00	0.00	0.00
Legal Enviro	0.00	0.00	208.33	2,500.00
Conflict Council	0.00	0.00	41.67	500.00
Salary - City Clerk	576.93	3,076.96	416.67	5,000.00
FICA- Clerk	44.13	235.34	31.92	383.00
Unemployment- Clerk	0.00	0.00	25.00	300.00
Office Supplies- Clerk	0.00	0.00	20.83	250.00
City Hall Supplies - Clerk	0.00	0.00	8.33	100.00
Ordinance Codification-Clerk	0.00	0.00	276.25	3,315.00
Advertising/Printing- Clerk	192.60	1,121.40	233.33	2,800.00
Workers Compensation-Clerk	14.93	104.45	5.75	69.00
Dues, Subscrips.&Members-Clerk	0.00	995.00	20.83	250.00
Other Admin - SPCA Fees	0.00	4,604.60	291.67	3,500.00
Architect& Engineer - Pub Prop	0.00	3,867.50	2,916.67	35,000.00
Salary Cleaning - Public Prop	870.00	4,375.00	1,500.00	18,000.00
FICA- Public Prop	66.56	334.69	114.75	1,377.00
Unemploy Comp - Public Prop	0.00	0.00	9.50	114.00
Materials&Supplies-Public Prop	2,098.08	9,422.71	333.33	4,000.00
Common Exp Water/Shred Pub Pro	59.10	511.45	108.33	1,300.00
Computer Expense -Public Prope	0.00	1,579.00	208.33	2,500.00
Fire Alarm Install/Monitoring	23.00	161.00	25.00	300.00
Telephone - Public Property	824.14	3,770.48	166.67	2,000.00

For Management Purposes Only

City of Nanticoke
Income Statement
For the Seven Months Ending July 31, 2021

	Current Month	Year to Date	Current M-T-D	Year to Date
	Budget	Budget	Budget	Budget
Postage - Public Property	217.20	1,598.94	208.33	2,500.00
Copier - Public Property	0.00	0.00	125.00	1,500.00
Worker's Comp.-Public Prop	14.93	121.74	19.17	230.00
Utilities City Hall - Pub Prop	129.80	29,109.58	4,166.67	50,000.00
Utilities - Public Property	230.44	5,810.49	1,083.33	13,000.00
Property Maintenance - Pub Prop	494.53	16,436.78	1,500.00	18,000.00
Postage Meter Lease & Supplies	0.00	0.00	100.00	1,200.00
Safety Committee	0.00	0.00	20.83	250.00
Misc. General	62.72	327.37	0.00	0.00
Cleaning - Public Property	1,808.57	12,558.02	250.00	3,000.00
Minor Equip - Public Property	0.00	0.00	41.67	500.00
Salary - Police Chief	9,748.80	51,200.40	7,274.42	87,293.00
Salary - Patrol Officers	83,039.60	427,392.05	67,518.33	810,220.00
Part-Time Police Earnings	0.00	2,551.50	1,666.67	20,000.00
Salary Admin Asst.- Police	5,251.20	28,006.40	3,782.83	45,394.00
Dental Insurance-Police	0.00	0.00	885.33	10,624.00
Vision Insurance-Police	0.00	0.00	133.83	1,606.00
Medical Insurance-Police	35,419.47	220,348.48	42,340.83	508,090.00
Life Insurance-Police	284.83	1,996.09	312.25	3,747.00
Pension MMO - Police	0.00	0.00	34,999.67	419,996.00
Fica/Medicare-Police Officers	1,663.19	9,089.71	1,313.58	15,763.00
Unemployment Comp Ins- Police	0.00	0.00	656.25	7,875.00
FICA/Medicare Clerical -Police	390.68	2,083.64	289.42	3,473.00
Health Care Buy Out Police	0.00	2,000.00	333.33	4,000.00
Holiday Pay Police	0.00	40,583.16	3,883.50	46,602.00
Personal Day Pay Police	0.00	1,918.40	241.67	2,900.00
Police Vacation Pay	0.00	5,574.32	0.00	0.00
Police Sick Time Bonus	1,000.00	8,547.92	0.00	0.00
Police Overtime	22,210.58	71,407.91	20.83	250.00
Police Court Pay	1,172.53	7,197.85	5,833.33	70,000.00
Other Pay	0.00	0.00	2,083.33	25,000.00
Police AG Pay	0.00	932.33	1,250.00	15,000.00
Office Supplies-Police	0.00	2,909.15	333.33	4,000.00
Gas, Oil & Operating Exp-Police	1,273.07	10,469.27	1,666.67	20,000.00
Clothing Allowance-Police	0.00	9,990.25	866.67	10,400.00
Uniform Replacement	0.00	2,768.33	62.50	750.00
Reserve Officer Uniforms	0.00	0.00	583.33	7,000.00
Vehicle Maintenance-Police	230.52	10,119.87	833.33	10,000.00
Materials & Supplies-Police	0.00	6,088.02	500.00	6,000.00
Supplies Ammunition - Police	0.00	0.00	166.67	2,000.00
Computer Expense - Police	0.00	11,576.90	500.00	6,000.00
Communication Exp - Police	440.13	4,765.31	833.33	10,000.00

For Management Purposes Only

City of Nanticoke
Income Statement
For the Seven Months Ending July 31, 2021

	Current Month	Year to Date	Current M-T-D Budget	Year to Date Budget
Membership/Advertise Police	0.00	0.00	41.67	500.00
Worker's Comp-Police	6,511.52	53,123.28	7,875.08	94,501.00
Vehicle Insurance-Police	0.00	0.00	750.00	9,000.00
Electric Expense - Police	0.00	0.00	300.00	3,600.00
Medical Testing - Police	0.00	0.00	125.00	1,500.00
Equipment Maintenance - Police	64.00	192.00	83.33	1,000.00
Training-Police	0.00	0.00	83.33	1,000.00
Drug& Alcohol Test Fees-Police	235.00	2,055.00	416.67	5,000.00
Misc.	0.00	38.00	41.67	500.00
Post Retirement Health - Polic	8,352.87	53,244.12	15,332.25	183,987.00
Minor Equipment - Police	10,104.60	14,759.13	666.67	8,000.00
Police Vehicle Lease	7,908.96	18,895.57	3,125.00	37,500.00
Salary Fire Chief	9,338.40	37,901.60	6,097.25	73,167.00
Salary Firefighters	68,281.93	367,223.64	53,817.33	645,808.00
Salary - Part Time Firefighter	483.50	1,045.00	666.67	8,000.00
Salary Deputy Chief	0.00	0.00	208.33	2,500.00
Dental Insurance-Fire	0.00	0.00	605.08	7,261.00
Vision Insurance-Fire	0.00	0.00	93.08	1,117.00
Medical Insurance-Fire	37,145.46	216,661.31	28,734.08	344,809.00
Life Insurance-Fire	310.54	1,807.50	564.58	6,775.00
Pension MMO - Fire	0.00	0.00	15,697.08	188,365.00
FICA- Fire	6,993.78	38,345.21	4,936.75	59,241.00
Unemployment Comp Ins -Fire	0.00	0.00	481.25	5,775.00
Health Care Buy Out-Fire	0.00	2,000.00	333.33	4,000.00
Holiday Pay Fire	2,257.62	14,001.21	2,509.00	30,108.00
Fire Sick Time BB Bonus	3,000.00	18,000.00	83.33	1,000.00
Overtime- Fire	9,151.03	54,588.25	1,666.67	20,000.00
Shift Differential	0.00	0.00	200.00	2,400.00
Call Back Time	933.44	7,996.14	1,500.00	18,000.00
Fire Other Pay	0.00	0.00	1,000.00	12,000.00
Office Supplies- Fire	8.19	786.86	41.67	500.00
Vehicle Gas & Oil - Fire	983.62	5,148.10	833.33	10,000.00
Clothing Allowance-Fire	0.00	9,488.00	733.33	8,800.00
Vehicle Maintenance-Fire	1,235.73	17,029.44	1,666.67	20,000.00
Maintenance & Repairs-Fire	203.37	2,413.86	666.67	8,000.00
Materials & Supplies - Fire	607.90	8,568.28	925.00	11,100.00
Major Equipment Purchase-Fire	0.00	1,349.00	208.33	2,500.00
Minor Equipment-Fire	191.00	2,492.34	666.67	8,000.00
Fire Hose & Couplings	0.00	470.21	41.67	500.00
Communication Expense-Fire	400.10	3,602.25	458.33	5,500.00
Advertising	0.00	900.00	0.00	0.00
Property Insurance - Fire	0.00	0.00	291.67	3,500.00

For Management Purposes Only

City of Nanticoke
Income Statement
For the Seven Months Ending July 31, 2021

	Current Month	Year to Date	Current M-T-D	Year to Date
	Budget	Budget	Budget	Budget
Worker's Comp Paid Drivers	4,331.89	35,341.20	8,666.67	104,000.00
Worker's Comp. Volunteers	2,508.93	20,469.50	4,583.33	55,000.00
Vehicle Insurance-Fire	0.00	0.00	1,416.67	17,000.00
Firehouse Utilities (Main)	244.45	5,960.58	708.33	8,500.00
Electric Tower - Fire	0.00	2,143.15	300.00	3,600.00
Hydrant Rental	3,361.69	19,661.03	3,416.67	41,000.00
Utilities-Volunteer Sta	155.75	2,679.97	416.67	5,000.00
New Hire/Medical Test - Fire	0.00	173.00	0.00	0.00
Fire- Computer Maintenance	0.00	1,822.00	250.00	3,000.00
Repairs/Building- Fire	0.00	8,260.39	833.33	10,000.00
Fire Training	0.00	1,658.36	266.67	3,200.00
Misc.	0.00	198.60	0.00	0.00
Post Retirement Health - Fire	4,553.82	27,664.92	15,629.42	187,553.00
Volunteer Fire State Aid	0.00	0.00	2,666.67	32,000.00
Repairs to Volunteer Fire Stat	0.00	0.00	62.50	750.00
Major Equip Purchase - Fire	0.00	0.00	0.00	0.00
Salary - Code Official	5,367.75	7,300.99	3,000.00	36,000.00
Salary - Health Inspector	0.00	14,207.75	333.33	4,000.00
Salary - Planning/Zoning/Code	4,799.50	3,565.00	1,500.00	18,000.00
Salary Asst/PT Code Inspector	2,052.00	28,862.50	0.00	0.00
Salary Electrical Inspector	0.00	13,104.00	0.00	0.00
Med Insurance-Code Official	1,328.91	2,100.00	0.00	0.00
Life Insurance Code Official	0.00	6,644.55	0.00	0.00
FICA- Code Department	928.17	54.60	0.00	0.00
Unemployment Comp Ins -Code	0.00	4,547.99	369.75	4,437.00
Office Supplies-Code Official	164.26	0.00	131.25	1,575.00
Building Codes-Code Official	589.50	1,556.02	83.33	1,000.00
Vehicle Maintenance - Code	0.00	589.50	166.67	2,000.00
Materials and Supplies Code	0.00	385.43	125.00	1,500.00
Vehicle Gasoline - Code	0.00	521.10	100.00	1,200.00
Computer Expense - Code Offici	0.00	370.09	166.67	2,000.00
Title Work	0.00	0.00	83.33	1,000.00
Appraisal	0.00	0.00	62.50	750.00
Communication Code Official	216.26	0.00	62.50	750.00
Advert &Printing-Code Official	0.00	1,462.38	208.33	2,500.00
Worker's Comp.-Code Official	33.87	888.00	83.33	1,000.00
Code Vehicle Ins	0.00	276.34	78.25	939.00
Training, Memberships-Code Off	0.00	0.00	83.33	1,000.00
General Expense-code	0.00	375.00	100.00	1,200.00
Code - Plan Review for Permits	0.00	603.00	250.00	3,000.00
Planning & Zoning Eng & Other	340.00	0.00	83.33	1,000.00
Planning & Zoning Legal Fees	0.00	3,161.00	208.33	2,500.00
	0.00	5,061.45	416.67	5,000.00

For Management Purposes Only

City of Nanticoke
Income Statement
For the Seven Months Ending July 31, 2021

	Current Month	Year to Date	Current M-T-D	Year to Date
		Budget	Budget	Budget
Planning & Zoning Advertising	0.00	185.00	166.67	2,000.00
Salary & Wages-Public Works	16,084.80	109,019.20	15,101.83	181,222.00
PW Seasonal Salaries	5,570.00	6,020.00	416.67	5,000.00
Dental Insurance-Pub Works	0.00	0.00	176.33	2,116.00
Vision Insurance-Pub Works	0.00	0.00	20.50	246.00
Medical Insurance-Pub Works	1,328.91	39,325.86	7,396.92	88,763.00
Life Insurance-Pub Works	142.25	1,289.99	185.00	2,220.00
FICA-Public Works	1,689.60	9,662.96	1,164.92	13,979.00
Unemployment Comp Ins -Pub Work	0.00	0.00	175.00	2,100.00
Health Care Buy - Public Works	0.00	2,000.00	333.33	4,000.00
PW Sick Time Buy Back	0.00	134.04	0.00	0.00
Overtime- Public Works	820.99	13,314.61	666.67	8,000.00
Veh Gas & Oil-Public Works	1,336.64	10,039.74	1,166.67	14,000.00
Clothing Allowance-Public Work	0.00	1,469.78	583.33	7,000.00
Road Maintenance Materials	0.00	199.98	125.00	1,500.00
Materials & Supplies -Pub Work	1,148.14	2,672.71	166.67	2,000.00
PW Office Supplies	34.44	737.18	62.50	750.00
Vehicle Repairs - Public Works	59.72	3,892.53	1,083.33	13,000.00
Equip Repairs - Public Works	0.00	767.75	83.33	1,000.00
PW Building Maint & Repair	0.00	1,424.23	0.00	0.00
Engineering Serv - Public Work	0.00	0.00	166.67	2,000.00
Communication/Phone -Pub Works	0.00	184.42	137.50	1,650.00
Worker's Comp: - Public Works	1,341.57	10,944.99	1,511.17	18,134.00
Veh&Equip Insurance - Pub Work	0.00	0.00	500.00	6,000.00
Utilities - Public Works	301.71	4,051.13	500.00	6,000.00
DPW-Maintenance& Repairs	0.00	0.00	416.67	5,000.00
Emergency Service - Pub Works	0.00	255.88	166.67	2,000.00
Mechanical Service - Pub Works	97.14	1,186.18	208.33	2,500.00
Equipment Rentals - Pub Works	0.00	0.00	125.00	1,500.00
General Expense - Pub Works	31.05	210.36	291.67	3,500.00
Demolition	0.00	583.20	4,166.67	50,000.00
Minor Equipment - Public Works	119.00	834.55	833.33	10,000.00
Public Works Truck Lease	3,566.34	15,700.61	1,188.83	14,266.00
Vehicle Gas, Oil- Parks	0.00	35.98	0.00	0.00
Parks & Rec Board Expense	0.00	0.00	8.33	100.00
Maintenance - Parks & Recreati	0.00	0.00	41.67	500.00
City Sponsored Event Expenses	7,435.00	31,133.12	0.00	0.00
Park Improvements	0.00	235.40	0.00	0.00
Fuel, Light, Water - Park	154.96	1,366.39	225.00	2,700.00
Misc-pubpropparks	0.00	0.00	41.67	500.00
Minor Equip-Parks	0.00	369.64	83.33	1,000.00
Interfund Transfer Sewer Fund	0.00	0.00	0.00	214,348.00

For Management Purposes Only

City of Nanticoke
Income Statement
For the Seven Months Ending July 31, 2021

	Current Month	Year to Date	Current M-T-D Budget	Year to Date Budget
Interfund Transfer Refuse	0.00	0.00	0.00	77,871.00
Liability Insurance	0.00	0.00	5,833.33	70,000.00
Misc. Expense	1,525.98	1,853.98	466.17	5,590.00
Operating Trnsf	0.00	0.00	11,000.00	132,000.00
Transfer to Capital Expend.	0.00	0.00	6,418.50	77,022.00
Transfer to Spec Rev Fund	539,674.46	539,674.46	0.00	0.00
Total Expenses	1,005,127.79	3,322,306.71	515,440.14	6,477,497.00
Net Income	\$ (794,688.59)	\$ 1,437,401.37	21,684.62	0.00