

NANTICOKE CITY POLICE DEPARTMENT
NANTICOKE, PENNSYLVANIA

Office of the Chief of Police
Monthly Report of Activities
October 2022


Total Incidents in October..... 434
Total Incidents in 2022..... 4,207

Incident Listing By Type is attached	
Activity	Number
Traffic Violations and Citations Issued	45
Non-Traffic Citations Issued	20
Parking Tickets Issued	29
Written Warnings Issued	12
Abandoned Vehicles Removed	19
Motor Vehicle Accidents	23
Criminal Arrests	Counts
Abandoned Vehicle	5
Assault	4
Disorderly Conduct	2
Dog Ordinance Violations	5
D.U.I.	1
Harassment	10
Protection From Abuse Violation	1
Resisting Arrest	2
Strangulation	1
Trespass	1
Weapon on School Property	1
Total Criminal Arrests	33

Monthly Patrol Mileage		Total Mileage on Vehicle
Car # 4	620	25,341
Car # 5	195	61,876
Car # 6	1,876	25,509
Car # 8	67	90,937
Car # 9	1,255	80,776
Car # 10	1,874	48,896

Total Patrol Mileage.... 5,887

Respectfully Submitted,



Michael Roke
Chief of Police

NANTICOKE CITY POLICE DEPARTMENT
Nanticoke, Pennsylvania

Police Chief's Report
Cash and Checks Received

October 2022 Checks/Cash/Credit

October 2022 Magistrate's Report Nanticoke	\$ 1,523.13
October 2022 Parking Tickets Nanticoke	\$ 450.00
October 2022 Police Reports	\$ 330.00
October 2022 Signs	\$ 100.00
October 2022 Alarm Fees	\$ 10.00
October 2022 Luzerne County Probation (Fines)	\$ 116.05
October 2022 Luzerne County Probation (Restitution)	\$ 65.05

Total \$ 2,594.23



Michael Roke
Chief of Police

Calls for Service - by UCR Code

Incidents Reported Between 10/01/2022 and 10/31/2022
All Municipalities



Code	Description	Primary Count	Secondary UCR Count		
			Code 2	Code 3	Code 4
0440	ASSAULT - ATROCIOUS- HANDS,FISTS,FEET	1			
0512	BURGLARY-FORCED ENTRY-RESIDENCE-DAY	1			
0513	BURGLARY-FORCED ENTRY-RESIDNTL-TIME UNKN	3			
0521	UNLAWFUL ENTRY-NO FORCE-RESIDENCE-NIGHT	1			
0523	UNLAWFUL ENTRY-NO FORCE-RESIDENCE-UNK.	1			
0531	ATTEMPT FORCIBLE ENTRY-RESIDENCE-NIGHT	1			
0614	THEFT-\$200 & OVER-FROM AUTO (EXCPT 0615)	1	1		
0617	THEFT-\$200 & OVER-FROM BUILDINGS	3			
0619	THEFT-\$200 & OVER-ALL OTHER	1			
0623	THEFT-\$50 TO \$200-RETAIL THEFT	1			
0624	THEFT-\$50 TO \$200-FROM AUTO (EXCPT 0625)	1			
0634	THEFT-UNDER \$50-FROM AUTO (EXCEPT 0635)	1			
0639	THEFT-UNDER \$50-ALL OTHER	1			
0644	THEFT-ATTEMPTED-FROM AUTO (EXCEPT 0645)	2			
0716	M.V.THEFT-AUTOS - ALL OTHER PARKING LOTS	1			
0732	M.V.THEFT-OTHER VEHICLES-ST.-RESIDENTIAL	1			
0810	SIMPLE PHYSICAL ASSAULTS	3			
0830	SEXUAL ASSAULT	1			
1026	COUNTERFEITING - USING	1			
1100	FRAUD	5			
1130	FLIM FLAM	1			
1140	UNAUTHORIZED USE OF A MV	2			
1410	CRIMINAL MISCHIEF TO AUTOMOBILES	7			
1420	CRIMINAL MISCHIEF TO PUBLIC BUILDINGS	1			
1430	CRIMINAL MISCHIEF - PUBLIC BUILDINGS	1			
1440	CRIMINAL MISCHIEF - ALL OTHER	4			
1500	WEAPONS-CARRYING,POSSESSING,ETC.	2			
1814	DRUGS-SALE/MFG-OTHER DANGEROUS NON NARC	2			
1841	NARCOTICS-USE-MORPHINE, HEROIN,CODIENEC	3			
1842	NARCOTICS-USE-MARIJUANA, HASHISH, ETC.	1			
1890	NARCOTICS - REPORTS	1			
2020	OFFENSES AGAINST FAMILY-CHILD ABUSE	0	1		
2112	DRIVE UNDER INFLUENCE-ALCOHOL-IMPAIRED	0	1		
2122	DRIVE UNDER INFLUENCE - DRUGS-IMPAIRED	1			
2211	LIQUOR LAW-UNDERAGE-PURCH,CONSMP,POSSES	0			1
2400	DISORDERLY CONDUCT	15	3		
2420	DISORDERLY CONDUCT-PUBLIC PLACES	3			
2430	FIGHTING (AFFRAY)	0	1		
2440	DISORDERLY CONDUCT-DISTURBING THE PEACE	18			
2450	HARASSMENT	12	7	2	
2460	DISORDERLY CONDUCT-OBSCENE LANGUAGE	1			
2480	DISORDERLY CONDUCT-ALL OTHERS	2			
2491	FIREWORKS	1			
2600	ALL OTHER CRIMES CODE VIOLATIONS	0	1	1	
2635	ALL OTHERS-BUILDING CODE(ORDINANCE VIO.)	1			
2640	ALL OTHER ORDINANCE VIOLATIONS	1			
2647	ALL OTHERS - PROTECTIVE ORDERS	9			
2660	TRESPASSING OF REAL PROPERTY	2	1		

Calls for Service - by UCR Code

Incidents Reported Between 10/01/2022 and 10/31/2022

All Municipalities



Code	Description	Primary Count	Secondary UCR Count		
			Code 2	Code 3	Code 4
2720	DOG LAW & BITES (1ST OFF. & STATE CIT)	1			
2810	CITY ORD-ABANDONED VEH (INCLUDING STATE)	11			
2812	CURFEW LAW (JUVENILE) - FEMALE	1			
2900	LOST/MISSING PERSONS	1			
2911	RUNAWAY - INCORRIGIBLE -MALE (JUVENILE)	1			
3000	FOUND/RECOVERED PROPERTY	2			
3100	MOTOR VEHICLE ACCIDENTS	23			
3320	DOA	1			
3400	MENTAL HEALTH	15	1	1	
3500	SUSPICIOUS PERSONS,AUTOS,CIRCUMSTANCES	14	1		
3501	SUSPICIOUS PERSONS,AUTOS,CIRCUMSTANCES	16			
3600	DISTURBANCES-DOMESTIC	24	1		2
3610	DISTURBANCES-JUVENILE	1			
3620	DISTURBANCES-OTHER (FIGHTS,DISPUTES,ETC)	2	1		
3810	ALARMS (FALSE ONLY)-EXCPT FIRE	19			
3820	ASSIST MOTORIST/DISABLE VEH	2			
3840	FIRES (INCLUDING ALARMS-FOUNDED/UNFOUND)	1			
3860	SERVICE CALL-LOCKOUTS (VEHICLE/BLDG)	1	1		
3870	MEDICAL EMERGENCY	8	1		
3900	TRAFFIC & PARKING PROBLEMS	13			
4006	NON-CRIMINAL-ACCIDENT - OTHER	3			
4008	NON-CRIMINAL-ELECTRIC LIGHT OUTAGES	1			
4010	TRAFFIC OFFENSES	6	3	1	1
4014	NON-CRIMINAL-INVESTIGATE OPEN DOOR,ETC.	1			
4018	NON-CRIMINAL-ST. LIGHT OUT, ST. REPAIRS.	4			
4020	NON-CRIMINAL - CHILD CUSTODY	4			
4022	NON-CRIMINAL - CIVIL	17	1		
4026	NON-CRIMINAL-WIRES AND POLES DOWN	2			
4028	NON-CRIMINAL-OTHER INVESTIGATIONS	4			
4090	NON-CRIMINAL - POLICE INFORMATION	19			
4100	NON-CRIMINAL - 911 HANG UP	5			
4110	NON-CRIMINAL -WELFARE CHECK	11	1		
4510	DEATHS - UNATTENDED	1			
5002	LOST & FOUND - FOUND ANIMAL	2	1		
5004	LOST & FOUND - FOUND ARTICLES	1			
5006	LOST & FOUND - LOST ANIMAL	1			
5010	LOST & FOUND - MISSING JUVENILE FEMALE	2			
5012	LOST & FOUND - MISSING JUVENILE MALE	1			
5014	LOST & FOUND - MISSING ADULT FEMALES	1			
5502	ANIMAL COMPLAINTS - BARKING DOGS	2			
5504	ANIMAL COMPLAINTS - DOG BITES	1			
5506	ANIMAL COMPLAINTS - RUNNING AT LARGE	5	1		
5510	ANIMAL COMPLAINTS - OTHER	1			
6312	TRAFFIC ENFORCEMENT - WARNINGS	12	2		
6614	TRAFFIC RELATED - OTHER TRAFFIC	1			
7006	PUBLIC SERVICES - LOCK OUT	1			
7502	ASSIST OTHER AGENCIES - FIRE DEPT.	2			
7504	ASSIST OTHER AGENCIES - OTHER POLICE	9			

Calls for Service - by UCR Code
Incidents Reported Between 10/01/2022 and 10/31/2022
All Municipalities



Code	Description	Primary Count	Secondary UCR Count		
			Code 2	Code 3	Code 4
7506	ASSISTING OTHER AGENCIES - ALL OTHERS	4			
8010	WARRANTS - LOCAL - CRIMINAL	2			
8502	DEPARTMENTAL SERVICES - FINGERPRINTING	1			
9004	ADMINISTRATION - ATTENDING MEETINGS	1			
CITT	TRAFFIC CITATION	26	1		
WARR	WARRANT	1	1		
Total Calls		434			



NANTICOKE CITY FIRE DEPARTMENT

2 EAST RIDGE STREET

NANTICOKE, PA. 18634

Ph. 570.735.5860 Fax. 570.258.2773

MARK BONCAL, CHIEF OF DEPARTMENT

MBONCAL@NANTICOKECITY.COM

November 9, 2022

Mayor and members of City Council,

This is the monthly report for October 2022. There were 87 calls for service. During October, duty officers conducted training/drills at Fire Headquarters and the LCCC Public Safety Training Center in fire suppression, EMS, and Rescue.

The cutover to the new digital radio system is tentatively rescheduled for the week of November 16th. This is due to a programming issue. Luzerne County 911 has reprogrammed all mobiles and portables. Also, department-wide training was conducted at the Nanticoke Municipal Building on the operations of the new mobile and portable digital radios. Approximately 50 members attended.

The City of Nanticoke participated in a federally evaluated drill with the Susquehanna Steam Electric Station on October 18th. This involved municipalities that fall within a ten-mile radius of the plant

Throughout October, fire department members participated in numerous Fire Prevention programs within the school district, daycares, and all three high-rise complexes. Fire drills were conducted at the Kennedy Early Childhood Center, GNA Educational/Elementary Centers, High School, and the Rose Tucker Senior Center.

Training for October consisted of the following classes thru LCCC PSTI:

- Electrical Vehicle Awareness (10/25-10/27)
- Solar Panel Awareness (11/1/22)
- Structural Burn Session Refresher (11/22/22)

Department members also participated in the annual Halloween Trunk or Treat and parade on 10/29/22 and First Responders night at the Nanticoke HS Football field on 10/14/22.


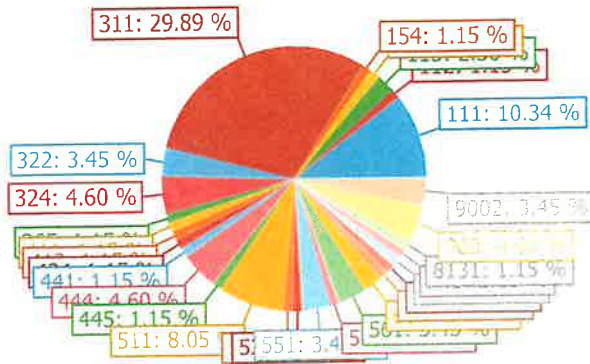
Respectively submitted,

A handwritten signature in blue ink that reads "Mark Boncal".

Mark Boncal
Chief of Department



Incident Reports By Incident Type, Summary



Incident Type

- 111 - Building fire
- 112 - Fires in structure other than in a building
- 113 - Cooking fire, confined to container
- 151 - Outside rubbish, trash or waste fire
- 154 - Dumpster or other outside trash receptacle fire
- 311 - Medical assist, assist EMS crew
- 322 - Motor vehicle accident with injuries
- 324 - Motor vehicle accident with no injuries.
- 365 - Watercraft rescue
- 411 - Gasoline or other flammable liquid spill
- 412 - Gas leak (natural gas or LPG)
- 424 - Carbon monoxide incident
- 441 - Heat from short circuit (wiring), defective/worn
- 444 - Power line down
- 445 - Arcing, shorted electrical equipment
- 511 - Lock-out
- 522 - Water or steam leak

Total Incidents

Percent

9	10.34%
1	1.15%
2	2.30%
1	1.15%
1	1.15%
26	29.89%
3	3.45%
4	4.60%
1	1.15%
1	1.15%
1	1.15%
1	1.15%
4	4.60%
1	1.15%
7	8.05%
1	1.15%

Incident Type	Total Incidents	Percent
531 - Smoke or odor removal	1	1.15%
551 - Assist police or other governmental agency	3	3.45%
553 - Public service	1	1.15%
561 - Unauthorized burning	3	3.45%
611 - Dispatched & canceled en route	2	2.30%
622 - No incident found on arrival at dispatch address	1	1.15%
733 - Smoke detector activation due to malfunction	1	1.15%
743 - Smoke detector activation, no fire - unintentional	1	1.15%
746 - Carbon monoxide detector activation, no CO	1	1.15%
8131 - Fallen tree	1	1.15%
900 - Special type of incident, other	4	4.60%
9002 - Investigation	3	3.45%

Total Number of Incidents: 87

Total Number of Incident Types: 29

NANTICOKE CITY FIRE DEPARTMENT

Incident Type

Total Incidents

Percent

Report Filter Settings

Report File Name: Incident Reports by Incident Type, Summary

Filter Name: Last Calendar Month

Filter Expression: [AlarmDateTime] is between '10/1/2022 00:00' and '10/31/2022 23:59'

NANTICOKE CITY FIRE DEPARTMENT

Incident Record List

87 Records

Incident Number	Incident Type	Location
Incident Date: 10/1/2022		
2200851 311 - Medical assist, assist EMS crew		270 E MAIN ST #316, NANTICOKE, PA 18634
2200852 113 - Cooking fire, confined to container		140 Lee Park AVE, Hanover Twp, PA 18706
2200853 311 - Medical assist, assist EMS crew		401 E CHURCH ST, NANTICOKE, PA 18634
Incident Date: 10/2/2022		
2200854 611 - Dispatched & canceled en route		4 Lenape CT, Wakefield Twp, PA 18706
Incident Date: 10/3/2022		
2200855 311 - Medical assist, assist EMS crew		708 E MAIN ST, NANTICOKE, PA 18634
2200856 551 - Assist police or other governmental agency		44 Pearlville ST, moconauga, PA 18634
2200857 311 - Medical assist, assist EMS crew		1333 PROSPECT ST, NANTICOKE, PA 18634
Incident Date: 10/4/2022		
2200858 311 - Medical assist, assist EMS crew		338 E MAIN ST, NANTICOKE, PA 18634
2200859 8131 - Fallen tree		232 E MAIN ST, NANTICOKE, PA 18634
2200860 324 - Motor vehicle accident with no injuries.		61 E MAIN ST, NANTICOKE, PA 18634
Incident Date: 10/5/2022		
2200861 111 - Building fire		60 W Hartford ST, Ashley, PA 18706
2200862 551 - Assist police or other governmental agency		W MAIN ST & PARK ST, NANTICOKE, PA
Incident Date: 10/6/2022		
2200863 111 - Building fire		330 Pond Hill Mountain RD, Conyngham Twp, PA 18660
2200864 365 - Watercraft rescue		BROADWAY ST, NANTICOKE, PA 18634
2200865 561 - Unauthorized burning		161 E UNION ST, NANTICOKE, PA 18634
2200866 311 - Medical assist, assist EMS crew		407 E GREEN ST, NANTICOKE, PA 18634
Incident Date: 10/7/2022		
2200867 311 - Medical assist, assist EMS crew		395 MIDDLE RD, NANTICOKE, PA 18634
2200868 553 - Public service		22 W RIDGE ST, NANTICOKE, PA 18634
2200869 324 - Motor vehicle accident with no injuries.		E NOBLE ST & S WALNUT ST, NANTICOKE, PA
2200870 311 - Medical assist, assist EMS crew		145 Old Newport ST, Newport Twp, PA 18634
Incident Date: 10/9/2022		

Incident Record List

87 Records

Incident Number	Incident Type	Location
2200871	112 - Fires in structure other than in a building	614 Plymouth ST, Hanover Township, PA 18706
2200872	511 - Lock-out	474 PROSPECT ST, NANTICOKE, PA 18634
Incident Date: 10/10/2022		
2200873	311 - Medical assist, assist EMS crew	270 E MAIN ST #419, NANTICOKE, PA 18634
2200874	441 - Heat from short circuit (wiring), defective/worn	R 428 E GRAND ST, NANTICOKE, PA 18634
2200875	622 - No incident found on arrival at dispatch address	Route 11 HWY 8 BROADWAY ST, Plymouth Township, PA
2200876	111 - Building fire	67 Luzeije St, Hanover Twp, PA 18702
2200877	743 - Smoke detector activation, no fire - unintentional	195 W CAMP ST, NANTICOKE, PA 18634
2200878	311 - Medical assist, assist EMS crew	55 W NOBLE ST, NANTICOKE, PA 18634
Incident Date: 10/11/2022		
2200879	324 - Motor vehicle accident with no injuries.	PROSPECT ST & E GROVE ST, NANTICOKE, PA
2200880	311 - Medical assist, assist EMS crew	164 E BROAD ST, NANTICOKE, PA 18634
2200881	551 - Assist police or other governmental agency	19 W NOBLE ST, NANTICOKE, PA 18634
Incident Date: 10/12/2022		
2200882	444 - Power line down	130 OAK ST, NANTICOKE, PA 18634
2200883	322 - Motor vehicle accident with injuries	460 W MAIN ST, NANTICOKE, PA 18634
Incident Date: 10/13/2022		
2200884	311 - Medical assist, assist EMS crew	718 S WALNUT ST, NANTICOKE, PA 18634
2200885	9002 - Investigation	300 S MARKET ST, NANTICOKE, PA 18634
2200886	444 - Power line down	400 E RIDGE ST, NANTICOKE, PA 18634
2200887	511 - Lock-out	W BROAD ST & W MAIN ST, NANTICOKE, PA
2200888	311 - Medical assist, assist EMS crew	145 S MARKET ST, NANTICOKE, PA 18634
2200889	9002 - Investigation	RAILROAD ST & N CHESTNUT ST, NANTICOKE, PA
Incident Date: 10/14/2022		
2200890	311 - Medical assist, assist EMS crew	23 W BROAD ST, NANTICOKE, PA 18634
2200891	511 - Lock-out	210 COLLEGE ST, NANTICOKE, PA 18634
Incident Date: 10/15/2022		

Incident Record List

87 Records

Incident Number	Incident Type	Location
2200892	411 - Gasoline or other flammable liquid spill	14 N MARKET ST, NANTICOKE, PA 18634
2200893	511 - Lock-out	75 PROSPECT ST, NANTICOKE, PA 18634
2200894	111 - Building fire	13 Alpine CT, Wilkes Barre, PA 18702
2200895	511 - Lock-out	126 E RIDGE ST, NANTICOKE, PA 18634
2200896	611 - Dispatched & canceled en route	1 E GREEN ST, NANTICOKE, PA 18634
2200897	111 - Building fire	872 Schechter Dr, Wilkes Barre Townshi, PA 18702
2200898	322 - Motor vehicle accident with injuries	2386 route 111 HWY, nanticoke, PA 18634
2200899	311 - Medical assist, assist EMS crew	348 E BRISAW ST, NANTICOKE, PA 18634
Incident Date: 10/16/2022		
2200900	111 - Building fire	874 Schechter DR, Wilkes Barre Twp, PA 18701
2200901	561 - Unauthorized burning	220 W UNION ST, NANTICOKE, PA 18634
Incident Date: 10/17/2022		
2200902	9002 - Investigation	1 E GREEN ST, NANTICOKE, PA 18634
2200903	412 - Gas leak (natural gas or LPG)	209 W UNION ST, NANTICOKE, PA 18634
2200904	522 - Water or steam leak	130 W UNION ST, NANTICOKE, PA 18634
2200905	311 - Medical assist, assist EMS crew	31 HILL ST, NANTICOKE, PA 18634
2200906	151 - Outside rubbish, trash or waste fire	102 E WASHINGTON ST, NANTICOKE, PA 18634
2200907	511 - Lock-out	365 E NOBLE ST, NANTICOKE, PA 18634
Incident Date: 10/18/2022		
2200908	311 - Medical assist, assist EMS crew	135 W CHURCH ST, NANTICOKE, PA 18634
2200909	311 - Medical assist, assist EMS crew	129 E MAIN ST, NANTICOKE, PA 18634
2200910	311 - Medical assist, assist EMS crew	209 STATE ST, NANTICOKE, PA 18634
2200911	154 - Dumpster or other outside trash receptacle fire	61 W BROAD ST, NANTICOKE, PA 18634
Incident Date: 10/19/2022		
2200912	311 - Medical assist, assist EMS crew	318 W UNION ST, NANTICOKE, PA 18634
2200913	324 - Motor vehicle accident with no injuries.	579 E MAIN ST, NANTICOKE, PA 18634
Incident Date: 10/21/2022		

Incident Record List

87 Records

Incident Number	Incident Type	Location
2200914	111 - Building fire	80 W St. Mary's RD, Hanover Township, PA 18706
Incident Date: 10/22/2022		
2200915	311 - Medical assist, assist EMS crew	513 KOSCIUSZKO ST, NANTICOKE, PA 18634
2200916	561 - Unauthorized burning	52 ENTERPRISE ST, NANTICOKE, PA 18634
Incident Date: 10/23/2022		
2200917	311 - Medical assist, assist EMS crew	280 E BROAD ST, NANTICOKE, PA 18634
2200918	444 - Power line down	145 W CHURCH ST, NANTICOKE, PA 18634
2200919	531 - Smoke or odor removal	317 E RIDGE ST, NANTICOKE, PA 18634
2200920	111 - Building fire	77 Multiple RD, Shickshinny, PA 18655
Incident Date: 10/24/2022		
2200921	445 - Arcing, shorted electrical equipment	APOLLO CIR & SLOPE ST, NANTICOKE, PA
2200922	311 - Medical assist, assist EMS crew	167 W GREEN ST, NANTICOKE, PA 18634
Incident Date: 10/25/2022		
2200923	444 - Power line down	147 W CHURCH ST, NANTICOKE, PA 18634
Incident Date: 10/26/2022		
2200924	900 - Special type of incident, other	525 KOSCIUSZKO ST, NANTICOKE, PA 18634
2200925	900 - Special type of incident, other	601 E UNION ST, NANTICOKE, PA 18634
2200926	900 - Special type of incident, other	425 KOSCIUSZKO ST, NANTICOKE, PA 18634
2200927	900 - Special type of incident, other	145 E GREEN ST, NANTICOKE, PA 18634
Incident Date: 10/27/2022		
2200928	746 - Carbon monoxide detector activation, no CO	264 E UNION ST, NANTICOKE, PA 18634
Incident Date: 10/28/2022		
2200929	113 - Cooking fire, confined to container	312 PROSPECT ST, NANTICOKE, PA 18634
2200930	322 - Motor vehicle accident with injuries	E RIDGE ST & S WALNUT ST, NANTICOKE, PA
Incident Date: 10/29/2022		
2200931	311 - Medical assist, assist EMS crew	1211 PROSPECT ST, NANTICOKE, PA 18634
2200932	424 - Carbon monoxide incident	234 W RIDGE ST, NANTICOKE, PA 18634
Incident Date: 10/30/2022		

Incident Record List

87 Records

Incident Number	Incident Type	Location
2200933	311 - Medical assist, assist EMS crew	426 HANOVER ST, NANTICOKE, PA 18634
Incident Date: 10/31/2022		
2200934	111 - Building fire	53 Stanley Street ST, Hanover Twp., PA 18634
2200935	733 - Smoke detector activation due to malfunction	413 PROSPECT ST, NANTICOKE, PA 18634
2200936	511 - Lock-out	930 S MARKET ST, NANTICOKE, PA 18634
2200937	311 - Medical assist, assist EMS crew	215 E RIDGE ST, NANTICOKE, PA 18634

NANTICOKE CITY FIRE DEPARTMENT

To: Mayor's Office and City Council

From: Rick Josefowicz

Subject: Street Department Report for the Month of October 2022

Date: 11/7/2022

Signs

1. Installed Handicap signs.
 - a. 124 West Church Street
 - b. 428 East Union Street
 - c. 28 West Grand Street
 - d. 38 West Green Street
 - e. 219 East Ridge Street
 - f. 421 East Ridge Street
 - g. 419 Rear Jones Street
2. Removed Handicap signs.
 - a. 46 West Grand Street
3. Installed (4) Permit Parking signs on North Walnut Street.
4. Replaced (2) No Parking signs on North Walnut Street.
5. Replaced (1) thirty-inch stop sign at corner of North Walnut and Arch Streets.
6. Replaced street signs at corners of West Ridge and Maple Streets due to car hitting it.

COG Paving

1. 10/6/2022- Three DPW workers were sent to Ashley for COG paving
2. 10/7/2022- One DPW worker was sent to Newport Township to drive Recycling truck due a Covid shortage.
3. 10/24/2022- Two DPW workers were sent to Hanover Township to move COG equipment.
4. 10/26/2022- Two DPW workers were sent to Hanover Township for COG paving.

City Property Maintenance and Repairs

1. Weekly Maintenance in City Hall.
2. Emptied both trash cans located at the bus stop shelters as needed during the month.
3. Cleaned shop inside as needed during the month.
4. Litter picking was done at location of lower Broadway from Access Road to the bridge entrance as needed during the month.
5. Litter picking was done at the City Building, St. Joseph's lot, Market Street, around Patriot Park and Main Street from red light to Antonio's Pizza as needed during the month.
6. Emptied Patriot Park trash cans as needed during the month.
7. Sealed all newly paved City streets to prepare for winter.
8. Repaired door at City Hall.
9. Coned off large sink hole in the tree lawn located at 375-377 East Union Street. Called Water Company to address issue.
10. Wall was built at the rear of City Hall near parking area to prevent parking grates.
11. Trimmed trees in alley way in the Hanover Section due to complaint from LCTA. Branches were rubbing roof of a shuttle bus.

Flags and Veteran Banners

1. 10/20/2022-Removed three damaged flags on Washington and Hanover Streets due to wind and rain damage.

Pothole Patching

1. Three tons of cold patch was used to patch potholes City wide including alleys as needed.
2. 10/14/2022- Hot patched ramp and street near West Side Playground, on West Grand Street. Three ton of material was used.
3. 10/21/2022- Filled all holes on the top part of Dietrick Street with millings and rolled the material in.
4. 10/28/2022- Cold patch was used in alley way off Market Street by the Nanticoke Animal Hospital to fill all holes.

P.A.1 Calls

1. There were **160** P.A.1 calls during the month. Roads and Alleys were marked as required.

Sewer and Storm Water

1. Cleaned tops of storm basins as needed.
2. 10/3/2022- Dye testing was done at two houses on East Main Street to find sewer leak on Railroad Street.
3. 10/4/2022- Sewer call at 325 Railroad Street for sewage running down roadway. WVSA was called and main was blocked.
4. 10/04/2022- Sewer called on West Main Street. Sewage was coming out of sewer lid on sidewalk area. WVSA was called.
5. 10/5/2022- Cleaned sidewalk area, along with WVSA, on West Main Street due to a sewer problem the day before.
6. 10/5/2022- Cleaned lawn area at 325 Railroad Street, along with WVSA, due to sewage block.
7. 10/11/2022- Sewer call at the corner of East Noble and College Street due to smell of sewer gas. Nothing was found.
8. 10/12/2022- Repaired manhole lid and frame in alley way behind Sanitary Bakery.
9. 10/31/2022- Water Company broke main sewer line located in Honey Pot Street. Contractor was called by the Water Company and repairs have been completed.

Summer Maintenance

1. All City properties were cut, trimmed and litter picked as needed during the month.
2. All roundabouts were cut, trimmed and litter picked as needed during the month.
3. Watered all plants at Patriot Park and City Building as needed.
4. 10/26/2022- Cleaned leaves around City Hall and on street area.
5. 10/29/2022- Cleaned leaves at Patriot Park for Trunk or Treat.
6. 10/29/2022- Picked up illegally dumped trash on Access Road.

Vehicle and Equipment Maintenance

1. Checked all fluids in trucks and equipment as needed during the month.
2. All trucks and equipment were washed as needed during the month.
3. 10/17/2022- Picked up 2013 Ram 5500 from Eagle Alignment. Was taken for water leak and new batteries installed.

4. 10/17/2022- Dropped off 2019 F-350 for service at Eagle Alignment.
5. 10/24/2022- Dropped off 2017 F-350 at One Stop for DEF problem.
6. 10/28/2022- Picked up 2017 F-350 at One Stop. Repairs were completed.

Gas Leaks

1. None

Water Leaks

1. 10/3/2022- Water main break at 108 Meadowcrest Drive. Water Company was called, and repairs were completed.
2. 10/25/2022- Water main break at 150 East Green Street. Water Company was called, and repairs were completed.

911 Calls

1. 10/4/2022- Downed tree on East Main Street. Assisted Fire Department with removal.

Roadkill

1. None during the month.

Fuel Report				
Truck #	Miles	Gallons	Fuel Type	Comments
1	530	70.5	Gas	
2	366	56.5	Gas	
3	NA	NA	Diesel	19,755
4	193	26.6	Diesel	
5	184	28.6	Diesel	
6	269	29	Gas	
7	131	24.7	Gas	
Skid'steer	0	14.1	Diesel	
Loader	0	9.6	Diesel	
Misc cans for tractors and grass cutters		0	Diesel	
		0	Gas	
Bucket From Plymouth		NA	Diesel	
Total		259.6		

OCTOBER 2022 CODE REPORT

INSPECTIONS

<u>INSPECTIONS</u>	<u>TOTAL</u>		<u>COST</u>
Residential Sale	26	\$	2,600.00
Residential Rental	18	\$	990.00
Commercial Sale			
Commercial Rental			

PERMITS

Building	32	\$	7,336.48
Electrical	7	\$	931.50
Plumbing/ Hvac	1	\$	129.50
Dumpster	8	\$	120.00

Licenses/Registration

Contractor License - City	2	\$	400.00
Landlord License	9	\$	700.00
Health License	1	\$	100.00
Liquor/ BYOB License			
Vacant Property	6	\$	1,990.00

Other

Zoning App Fee	9	\$	750.00
Zoning Hearing			
Planning Review			
Planning Hearing			
Pave Cuts			
Sewer Tap In			
Fines			
Other			

PREPARED BY: Jen Wardecki



TOTAL DEPOSIT

\$16,047.48

HONORABLE MAYOR AND COUNCIL

**I WISH TO SUBMIT THE REFUSE FEE
COLLECTIONS FOR THE MONTH OF OCTOBER
2022.**

**REFUSE \$22,162.50
RETURNED CHECK \$
REFUNDS \$
RESEARCH FEE \$165.00
CREDIT/DEBT CARDS \$8074.00**

TOTAL = \$30,401.50

MONEY COLLECTED FOR 2022 IS \$1,011,466.00

**MONEY FOR THE ABOVE REFUSE FEE AND
OTHERS AS LISTED ABOVE HAS BEEN
DEPOSITED AT THE TREASURER OFFICE.**

RESPECTFULLY YOURS,

Patricia Zembach

**REFUSE DELINQUENT MONEY COLLECTED IN
JANUARY 2022 TO OCTOBER IS \$13,542.60**

City of Nanticoke
Income Statement
For the Ten Months Ending October 31, 2022

	Current Month	Year to Date	Current M-T-D Budget	Year to Date Budget
Revenues				
Real Estate - Current	\$ (171,332.20)	1,432,906.02	145,166.66	1,742,000.00
Real Estate--Delinquent	22,952.33	178,075.43	15,416.66	185,000.00
Real Estate--Prior Period	0.00	(411.18)	0.00	0.00
Residence Tax Current	1,095.50	17,270.20	1,733.33	20,800.00
Residence Tax--Prior Year	960.76	9,663.41	0.00	0.00
Per Capita--Current	1,095.50	17,270.20	1,733.33	20,800.00
Per Capita--Delinquent	960.76	9,663.42	0.00	0.00
Real Estate Transfer Tax	7,724.75	83,838.22	5,833.33	70,000.00
Merchantile/Business Privilege	2,768.20	190,991.75	17,083.33	205,000.00
Current EIT- Act 511	107,687.85	1,924,235.31	250,000.00	3,000,000.00
EIT--- Act 47	0.00	0.00	0.00	0.00
Earned Income Tax - Prior Year	0.00	0.00	0.00	0.00
EIT Commuter Tax	0.00	0.00	0.00	0.00
Local Services Tax	1,882.15	52,305.21	7,916.66	95,000.00
Amusement Tax	0.00	4,400.00	383.33	4,600.00
Street Vendor Permits	0.00	0.00	20.83	250.00
Contractor License Income	400.00	5,850.00	416.67	5,000.00
BYOB Annual Fees	0.00	100.00	25.00	300.00
Cable Television Tax	0.00	112,361.15	12,250.00	147,000.00
Dumpster Permit Income	120.00	1,005.00	62.50	750.00
Magistrate Fines	1,639.18	12,074.02	1,500.00	18,000.00
Magistrate Fines/Code Dept	0.00	1,285.24	0.00	0.00
State Police Fines	0.00	1,969.38	416.67	5,000.00
Parking Ticket/Ordinance Viol.	510.00	5,965.00	666.66	8,000.00
Clerk of Court/Probation Fines	0.00	1,913.10	250.00	3,000.00
Restitution	65.05	483.86	166.67	2,000.00
Interest Income	7,148.26	21,563.77	208.33	2,500.00
Rental Income Sewer Auth	0.00	0.00	0.00	0.00
Rental Income Dist Judge	1,500.00	15,000.00	1,500.00	18,000.00
Rental Income Ambulance	0.00	0.00	0.00	0.00
Rental Income Stickney	0.00	0.00	0.00	0.00
SITE Income	0.00	0.00	0.00	0.00
UDAG Income	0.00	0.00	25.00	300.00
EMJAZE MKTG	0.00	0.00	0.00	0.00
DHS Fire Grant	0.00	0.00	0.00	0.00
Emergency Disaster Relief-FEMA	0.00	0.00	0.00	0.00
American Rescue Plan Grant	0.00	543,087.08	0.00	0.00
ARPA - DPW Building Grant	0.00	500,000.00	0.00	0.00
Warrior Run Police Grant	0.00	0.00	0.00	0.00
Act 66 Public Util Realty Tax	5,185.12	5,185.12	0.00	0.00

For Management Purposes Only

City of Nanticoke
Income Statement
For the Ten Months Ending October 31, 2022

	Current Month	Year to Date	Current M-T-D	Year to Date
		Budget	Budget	Budget
Fuel Tax Refund	0.00	0.00	0.00	0.00
Liquor Control Board	0.00	4,900.00	283.33	3,400.00
Pension -- State Aid	0.00	300,466.20	22,916.67	275,000.00
ADHOC post retire Adj	0.00	0.00	0.00	0.00
Volunteer Fire Company Relief	0.00	35,073.47	0.00	27,200.00
School Resource Officer	0.00	0.00	0.00	0.00
Traffic Control Officer Reimbur	0.00	0.00	0.00	0.00
Police Equipment Grant	0.00	0.00	0.00	0.00
Police AG Pay Reimbursement	0.00	0.00	0.00	0.00
Police Drug Task Force Reimb	0.00	0.00	916.67	11,000.00
Police Aggressive Driving Reimb	0.00	0.00	0.00	0.00
Municipal Authority Reimbursem	0.00	0.00	0.00	0.00
School District Shared Payment	0.00	0.00	0.00	0.00
PILOT	0.00	20,990.47	0.00	0.00
Police Shared Services	0.00	0.00	0.00	0.00
PILOT LCCC	0.00	0.00	0.00	0.00
POLICE SERVICES HOUSING AGRE	40,000.00	40,000.00	2,083.33	25,000.00
Fire Services Agreement/Plym Tp	0.00	17,825.80	1,333.33	16,000.00
Civil Service Testing Fees	0.00	0.00	0.00	0.00
Zoning/Subdivision/Land Fees	750.00	7,785.00	83.33	1,000.00
Planning Commission	0.00	200.00	83.33	1,000.00
Zoning Hearing Fees	0.00	2,795.00	83.33	1,000.00
Plan Review	0.00	1,432.35	291.67	3,500.00
Sale of Maps & Publications	0.00	0.00	6.25	75.00
Engineering Services Reimburse	0.00	0.00	208.33	2,500.00
Cobra Income	0.00	0.00	0.00	0.00
Police Reports- Copies	360.00	2,970.00	233.33	2,800.00
Police Alarm Fees	10.00	1,460.00	62.50	750.00
Police- Handicap Sign Fees	0.00	2,300.00	375.00	4,500.00
Fire Reports	15.00	225.00	2.08	25.00
Building Permits	5,925.73	83,610.65	5,416.67	65,000.00
Building Inspections	1,475.25	1,475.25	1,250.00	15,000.00
Electrical Permits	1,056.00	7,778.50	233.33	2,800.00
Electrical Inspections	0.00	0.00	0.00	0.00
Plumbing Permits	129.50	1,681.13	41.67	500.00
Occupancy Permits- Residential	2,655.00	11,975.00	1,291.67	15,500.00
Commercial Occupancy Permits	0.00	7,343.25	166.67	2,000.00
Rental Inspection	935.00	8,350.00	833.33	10,000.00
Landlord Fees	1,050.00	25,800.00	2,333.33	28,000.00
Mechanical Insp. Fees	0.00	0.00	16.67	200.00
Plumbing/Heating Insp. Fees	0.00	0.00	41.67	500.00

For Management Purposes Only

City of Nanticoke
Income Statement
For the Ten Months Ending October 31, 2022

	Current Month	Year to Date	Current M-T-D	Year to Date
		Budget	Budget	Budget
Vacant/Abandoned Bldg Registr	1,640.00	0.00	583.33	7,000.00
Permits - LCCC	0.00	0.00	0.00	0.00
Street Repair -- Pave Cuts	0.00	12,488.50	333.33	4,000.00
Sewage Repair & Hookup	0.00	0.00	0.00	0.00
Health Inspection Services	100.00	6,200.00	458.33	5,500.00
Engineering Inspection	0.00	0.00	0.00	0.00
Duplicate Tax Bills	0.00	0.00	0.00	0.00
Misc Revenue	1,672.25	12,704.59	1,666.67	20,000.00
Miscellaneous Grant Income	0.00	0.00	0.00	0.00
Donations for Police Dog	0.00	0.00	0.00	0.00
Reimburse for Mini Pumper	0.00	0.00	0.00	0.00
City Sponsored Event Income	0.00	0.00	0.00	0.00
Misc Rev - HomeServe Program *	0.00	40,976.65	0.00	0.00
Misc Income- Fire Reovery-MVA	0.00	0.00	0.00	0.00
Cobra Income	0.00	4,047.80	0.00	0.00
K Route Grant Income	0.00	0.00	0.00	0.00
Heart & Lung Reimbursement	0.00	0.00	0.00	0.00
Benecon Benefit Reimbursement	0.00	15,820.00	0.00	0.00
UComp Reimbursement	0.00	0.00	0.00	0.00
Sale of Assets	0.00	17,729.99	0.00	0.00
Dividends and Fees	0.00	0.00	0.00	0.00
Transfer in	0.00	96,653.64	0.00	0.00
Copay Income	4,596.02	49,891.99	3,583.33	43,000.00
Transfer from Special Revenue	0.00	0.00	0.00	0.00
Due from GF to City Tax Acct	0.00	0.00	0.00	0.00
Transfer from Home Progra	0.00	0.00	0.00	0.00
Transfer from Sewer Fund	0.00	0.00	22,934.00	275,208.00
Transfer from Highway Aid	0.00	0.00	0.00	0.00
Transfer from Refuse	0.00	0.00	6,029.92	72,359.00
Transfer from Community Develo	0.00	0.00	10,429.67	125,156.00
Funds From Loan Proceeds	0.00	0.00	0.00	0.00
Funds from Bond Proceeds	0.00	0.00	0.00	0.00
Tax/Rev Anticipation Note	0.00	0.00	0.00	0.00
Other Financing Sources	0.00	0.00	0.00	0.00
Transfer IN	0.00	0.00	0.00	0.00
Total Revenues	54,732.96	5,989,940.14	549,381.03	6,619,773.00

Cost of Sales

For Management Purposes Only

City of Nanticoke
Income Statement
For the Ten Months Ending October 31, 2022

	Current Month	Year to Date	Current M-T-D	Year to Date
		Budget	Budget	Budget
Total Cost of Sales	0.00	0.00	0.00	0.00
Gross Profit	54,732.96	5,989,940.14	549,381.03	6,619,773.00
Expenses				
PNC BANK FEE	0.00	0.00	0.00	0.00
M & T Bank Fees	0.00	0.00	0.00	0.00
Salary - Executive/Elected	1,219.20	11,457.38	1,333.33	16,000.00
Salary--Mayor	769.24	8,077.02	833.33	10,000.00
FICA- Executive	152.13	1,572.36	165.75	1,989.00
U comp executive	0.00	737.72	126.67	1,520.00
Office Supplies- Executive	53.58	570.80	41.67	500.00
Professional Fees- Executive	0.00	1,794.44	20.83	250.00
Communication - Executive	0.00	0.00	20.83	250.00
Transportation & Travel- Exec	0.00	0.00	0.00	0.00
Advertising,Printing-Executive	0.00	0.00	0.00	0.00
Surety and Fidelity- Executive	0.00	0.00	0.00	0.00
Insurance E&O - Executive	0.00	0.00	0.00	0.00
Dues & Memberships- Executive	2,790.77	9,004.81	616.67	7,400.00
Meetings & Conferences- Exec	0.00	0.00	375.00	4,500.00
Miscellaneous- Executive	0.00	0.00	41.67	500.00
Salary-City Administrator	4,046.56	8,517.57	0.00	74,973.00
Dental Insurance-Admin	0.00	43,065.60	0.00	0.00
Vision Insurance-Admin	0.00	0.00	0.00	0.00
Health/Hospital Insurance-Admi	40.50	405.00	11.33	136.00
Life Insurance- Administrator	69.99	699.90	333.33	4,000.00
FICA- Administrator	433.42	4,979.36	46.25	555.00
Unemployment Comp Ins -Admin	0.00	4,979.36	478.00	5,736.00
Health Care Buyout - Admin	0.00	620.99	43.75	525.00
Vacation BB	0.00	3,000.00	0.00	0.00
Office Supplies- Admin	48.49	48.49	0.00	0.00
Admin Computer	412.50	1,061.50	83.33	1,000.00
Management Consulting - Admin	0.00	0.00	104.16	1,250.00
Communication/Phone- Admin	0.00	0.00	0.00	0.00
Transportation & Travel- Admin	0.00	0.00	29.17	350.00
Advertising, Printing- Admin	0.00	0.00	83.33	1,000.00
Surety & Fidelity- Admin	0.00	205.20	20.83	250.00
Workers Compensation-Admin	0.00	0.00	0.00	0.00
Dues,Subscrips &Members-Admin	15.67	141.07	85.83	1,030.00
Meetings & Conferences, Admin	0.00	150.00	41.67	500.00
Misc. Expense Administrator	0.00	448.15	62.50	750.00
	0.00	0.00	0.00	0.00

For Management Purposes Only

City of Nanticoke
Income Statement
For the Ten Months Ending October 31, 2022

	Current Month	Year to Date	Current M-T-D	Year to Date
		Budget	Budget	Budget
Admin- Minor Equipment	0.00	0.00	0.00	0.00
Accounting Review Services	0.00	0.00	0.00	0.00
Salary-City Contoller	0.00	0.00	0.00	0.00
Salary- Finance Director	4,420.56	46,805.60	4,777.33	57,328.00
Salaries Fin. Coor&Admin. Asst.	1,808.80	20,688.00	3,909.33	46,912.00
Finance Part Tlme Admin Asst	0.00	0.00	0.00	0.00
Part Time Secretary	0.00	0.00	0.00	0.00
Salary Open Records	160.00	1,600.00	173.33	2,080.00
Dental Insurance- Finance	0.00	0.00	152.17	1,826.00
Vision Insurance- Finance	0.00	0.00	22.67	272.00
Health/Hospital Ins- Finance	6,226.44	62,264.40	6,157.33	73,888.00
Life Insurance- Finance	96.00	960.00	92.50	1,110.00
FICA- Finance	609.21	6,794.51	664.50	7,974.00
Unemployment Comp Ins -Finance	0.00	1,204.78	87.50	1,050.00
Med Insurance Buy-Out- Finance	0.00	0.00	0.00	0.00
Vacation BB Bonus	0.00	0.00	0.00	0.00
Finance Over Time	0.00	0.00	0.00	0.00
Office Supplies- Finance	882.73	5,525.11	375.00	4,500.00
Finance Computer exp	412.50	412.50	208.33	2,500.00
Payroll Service - Finance	417.87	4,844.71	475.00	5,700.00
City Audit - Finance	0.00	0.00	1,679.17	20,150.00
Bank Charges - Finance	0.00	0.00	8.33	100.00
Actuary Fee	0.00	0.00	500.00	6,000.00
Single & Program Audit Finance	0.00	7,004.77	0.00	0.00
Arbitration Fee - Contract Neg	0.00	0.00	0.00	0.00
Communication/Phone- Finance	0.00	0.00	0.00	0.00
Transport & Travel- Finance	0.00	0.00	41.67	500.00
Advertising, Printing- Finance	0.00	69.70	41.67	500.00
Surety and Fidelity-Finance	0.00	0.00	233.33	2,800.00
Workers Compensation- Finance	15.67	180.21	119.33	1,432.00
Dues,Subscrips.&Member-Finance	0.00	2,788.00	250.00	3,000.00
Meetings & Conferences-Finance	0.00	0.00	41.67	500.00
NonUniform Pension MMO Finance	0.00	77,152.00	6,427.67	77,132.00
Minor Equipment-Finance	0.00	808.74	62.50	750.00
Salary City Treasurer	0.00	0.00	3,896.83	46,762.00
Salary- Treasurer Clerical	3,606.40	38,664.00	0.00	0.00
Dental Insurance- Treasurer	0.00	0.00	24.08	289.00
Vision Insurance-Treasurer	0.00	0.00	4.58	55.00
Medical Insurance-Treasurer	3,113.22	31,132.20	3,078.67	36,944.00
Life Insurance-Treasurer	47.77	477.70	46.25	555.00
FICA-Treasurer	263.95	2,970.31	298.08	3,577.00

For Management Purposes Only

City of Nanticoke
Income Statement
For the Ten Months Ending October 31, 2022

	Current Month	Year to Date	Current M-T-D	Year to Date
		Budget	Budget	Budget
Unemployment Comp Ins -Treas	0.00	621.01	43.75	525.00
Med Insurance BuyOut-Treasurer	0.00	0.00	0.00	0.00
Vacation BB Bonus	0.00	0.00	0.00	0.00
Office Supplies-Treasurer	0.00	1,619.47	83.33	1,000.00
Minor Equipment- Treasurer	0.00	75.00	41.67	500.00
Real Estate Trns Commi -Treas	0.00	0.00	0.00	0.00
Realty Trnsfr Tax Commis -Trea	0.00	0.00	0.00	0.00
Berkheimer EIT Commission	1,883.47	41,074.75	3,750.00	45,000.00
Berkheimer Other Commission	69.75	4,266.35	500.00	6,000.00
Per Capita TaxBill - Treasurer	0.00	15,133.98	458.33	5,500.00
Tax Collection Fees	0.00	0.00	1,041.67	12,500.00
Treasurer Mileage	0.00	0.00	0.00	0.00
Treasurer's Shortage	0.00	0.00	0.00	0.00
Printing&Advertising-Treasurer	0.00	0.00	104.17	1,250.00
Surety & Fidelity Bond -Treasu	0.00	0.00	133.33	1,600.00
Worker's Comp- Treasurer	0.00	0.00	53.58	643.00
Dues and Memberships-Treasurer	0.00	0.00	8.33	100.00
Meetings - Treasurer	0.00	0.00	0.00	0.00
City Solicitor Retainer -Legal	850.00	8,500.00	850.00	10,200.00
Solicitor Hourly - Legal Capit	10,027.50	67,483.50	0.00	0.00
Solicitor Hourly - Legal	0.00	0.00	4,166.67	50,000.00
Solicitor Labor Counsel -Legal	337.50	6,491.00	833.33	10,000.00
Solicitor Labor Hourly	0.00	0.00	0.00	0.00
Legal -Other	1,827.50	5,482.50	208.33	2,500.00
Conflict Council	750.00	750.00	41.67	500.00
Arbitration	0.00	325.00	0.00	0.00
Advertising/Printing-Legal	0.00	0.00	0.00	0.00
Surety & Fidelity - Legal	0.00	0.00	0.00	0.00
Meetings&Conferences-Legal	0.00	0.00	0.00	0.00
Salary - City Clerk	500.00	5,000.00	541.67	6,500.00
Medical Insurance- Clerk	0.00	0.00	0.00	0.00
FICA- Clerk	38.25	401.62	41.42	497.00
Unemployment- Clerk	0.00	62.10	25.00	300.00
Office Supplies- Clerk	543.98	696.83	20.83	250.00
City Hall Supplies - Clerk	0.00	515.98	8.33	100.00
Ordinance Codification-Clerk	0.00	2,935.02	276.25	3,315.00
Transportation & Travel- Clerk	0.00	0.00	0.00	0.00
Advertising/Printing- Clerk	181.00	660.86	233.33	2,800.00
Workers Compensation-Clerk	15.67	160.65	5.75	69.00
Dues, Subscrips,&Members-Clerk	0.00	220.00	20.83	250.00
Meetings & Conferences- Clerk	0.00	0.00	0.00	0.00

For Management Purposes Only

City of Nanticoke
Income Statement
For the Ten Months Ending October 31, 2022

	Current Month	Year to Date	Current M-T-D	Year to Date
		Budget	Budget	Budget
City Clerk - Home Rule	0.00	0.00	0.00	0.00
Other Admin - SPCA Fees	0.00	5,755.75	416.67	5,000.00
Architect& Engineer - Pub Prop	543.00	5,882.25	2,916.67	35,000.00
Salary Cleaning - Public Prop	619.50	7,789.75	650.00	7,800.00
Salary Supervisor Public Prop	0.00	0.00	0.00	0.00
Dental Insurance- Public Prop	0.00	0.00	0.00	0.00
Vision-Public Prop	0.00	0.00	0.00	0.00
Medical- Public Prop	0.00	0.00	0.00	0.00
Life Insurance- Public Prop	0.00	0.00	0.00	0.00
FICA- Public Prop	47.39	610.78	49.75	597.00
Unemploy Comp - Public Prop	0.00	321.70	9.50	114.00
Other Pay - Ret	0.00	0.00	0.00	0.00
Vehicle Fuel-Public Prop	0.00	0.00	0.00	0.00
Materials&Supplies-Public Prop	0.00	3,361.78	333.33	4,000.00
Common Exp Water/Shred Pub Pro	93.65	653.70	108.33	1,300.00
Computer Expense -Public Prop	0.00	1,727.00	208.33	2,500.00
Communications - Data Charge	0.00	0.00	0.00	0.00
Fire Alarm Install/Monitoring	25.00	250.00	25.00	300.00
Telephone - Public Property	890.55	1,844.62	166.67	2,000.00
Phone System Upgrade -Pub Prop	0.00	0.00	0.00	0.00
Postage - Public Property	1,067.52	3,929.14	208.33	2,500.00
Copier - Public Property	289.62	441.78	125.00	1,500.00
Worker's Comp.-Public Prop	15.67	160.64	19.17	230.00
Insurance - Public Property	0.00	0.00	0.00	0.00
Utilities City Hall - Pub Prop	2,126.23	8,898.93	3,750.00	45,000.00
Utilities - Public Property	45.80	6,320.52	916.67	11,000.00
Property Maintenance - Pub Prop	1,860.44	22,418.10	1,500.00	18,000.00
Postage Meter Lease & Supplies	0.00	0.00	145.83	1,750.00
Safety Committee	0.00	250.00	20.83	250.00
Misc. General	0.00	1,218.52	0.00	0.00
Other Expenses	0.00	0.00	0.00	0.00
Cleaning - Public Property	1,234.57	18,818.18	1,750.00	21,000.00
Minor Equip - Public Property	0.00	0.00	41.67	500.00
Land	0.00	0.00	0.00	0.00
Salary- Police Chief	6,880.00	71,248.00	7,492.58	89,911.00
Salary - Admin Asst.Police	0.00	0.00	0.00	0.00
Salary - Patrol Officers	59,808.00	618,585.28	72,905.00	874,860.00
Part-Time Police Earnings	0.00	0.00	0.00	0.00
Police Reserve	0.00	0.00	0.00	0.00
Dog Trainer Wage Police	0.00	0.00	0.00	0.00
Widows Compensation	0.00	0.00	0.00	0.00

For Management Purposes Only

City of Nanticoke
Income Statement
For the Ten Months Ending October 31, 2022

	Current Month	Year to Date	Current M-T-D	Year to Date
		Budget	Budget	Budget
Salary Admin Asst.- Police	3,606.40	38,664.00	3,896.83	46,762.00
Dental Insurance-Police	0.00	0.00	961.42	11,537.00
Vision Insurance-Police	0.00	0.00	145.17	1,742.00
Medical Insurance-Police	38,759.09	410,688.66	45,728.50	548,743.00
Life Insurance-Police	375.83	2,763.67	331.25	3,975.00
Pension MMO - Police	0.00	439,753.00	36,646.08	439,753.00
Fica/Medicare-Police Officers	1,281.14	13,774.76	1,247.50	14,970.00
Unemployment Comp Ins- Police	0.00	9,599.75	743.75	8,925.00
FICA/Medicare Clerical -Police	268.53	3,018.50	298.08	3,577.00
Health Care Buy Out Police	0.00	3,000.00	333.33	4,000.00
Pension Reimbursement - Police	0.00	0.00	0.00	0.00
Comp Time BB	1,000.00	3,000.00	0.00	0.00
Police Contract Uniform Allow	0.00	0.00	0.00	0.00
Holiday Pay Police	374.28	58,422.04	5,715.25	68,583.00
Personal Day Pay Police	0.00	1,050.56	250.00	3,000.00
Police Vacation Pay	0.00	5,533.33	0.00	0.00
Police Sick Time Bonus	1,000.00	3,250.00	1,000.00	12,000.00
Holiday Pay Retro - Police	0.00	0.00	0.00	0.00
Police Overtime	10,822.36	111,492.76	6,000.00	72,000.00
Overtime Clerical-Police	0.00	0.00	0.00	0.00
Other Pay - Ret	0.00	0.00	0.00	0.00
Police Court Pay	2,115.25	16,635.32	2,083.33	25,000.00
Other Pay	0.00	0.00	2,000.00	24,000.00
Heart and Lung Pay	5,217.60	69,073.08	0.00	0.00
Accrued payroll - Police	0.00	0.00	0.00	0.00
Police AG Pay	0.00	0.00	916.67	11,000.00
Office Supplies-Police	0.00	3,402.00	333.33	4,000.00
Gas, Oil & Operating Exp-Police	2,296.05	21,417.63	1,666.67	20,000.00
Clothing Allowance-Police	1,566.19	12,416.97	933.33	11,200.00
Uniform Replacement	0.00	341.94	62.50	750.00
Reserve Officer Uniforms	0.00	0.00	0.00	0.00
Vehicle Maintenance-Police	1,599.13	17,007.58	1,083.33	13,000.00
Materials & Supplies-Police	2,843.08	8,773.78	666.67	8,000.00
Supplies Ammunition - Police	0.00	0.00	166.67	2,000.00
Computer Expense - Police	1,980.00	12,103.73	750.00	9,000.00
Copier Lease - Police	0.00	0.00	0.00	0.00
Live Scan Fee	0.00	0.00	0.00	0.00
Communication Exp - Police	606.60	5,764.69	666.67	8,000.00
Membership/Advertise Police	0.00	990.00	41.67	500.00
Law Enforcement Liability	0.00	0.00	0.00	0.00
Other Insurance-Police	0.00	0.00	0.00	0.00

For Management Purposes Only

City of Nanticoke
Income Statement
For the Ten Months Ending October 31, 2022

	Current Month	Year to Date	Current M-T-D	Year to Date
		Budget	Budget	Budget
Worker's Comp-Police	6,848.27	70,282.97	8,119.92	97,439.00
Vehicle Insurance-Police	0.00	0.00	791.67	9,500.00
Electric Expense - Police	0.00	0.00	250.00	3,000.00
Medical Testing - Police	0.00	0.00	125.00	1,500.00
Equipment Maintenance - Police	0.00	180.00	83.33	1,000.00
Training-Police	0.00	1,754.92	83.33	1,000.00
Police Dog Supplies Maintenan	0.00	0.00	0.00	0.00
Police Dog Training	0.00	0.00	0.00	0.00
Drug& Alcohol Test Fees-Police	0.00	1,380.00	291.67	3,500.00
Misc.	0.00	0.00	41.67	500.00
JAG grant expense	0.00	0.00	0.00	0.00
Police ID Kits	0.00	0.00	0.00	0.00
Police Legal	0.00	0.00	0.00	0.00
USDA Grant Exp	0.00	160.00	0.00	0.00
Warrior Run - Police	0.00	0.00	0.00	0.00
Post Retirement Health - Polic	6,436.26	70,753.33	12,202.58	146,431.00
Minor Equipment - Police	294.89	14,889.74	666.67	8,000.00
Police Vehicle Lease	0.00	28,760.66	1,583.33	19,000.00
Police JAG Grant Supplies	0.00	0.00	0.00	0.00
Salary Fire Chief	6,425.60	66,856.00	6,960.92	83,531.00
Fire Chief Over Time	0.00	0.00	0.00	0.00
Salary Firefighters	47,596.20	457,694.20	53,379.75	640,557.00
Salary - Part Time Firefighter	0.00	283.50	666.67	8,000.00
Fire Chief Health Ins Peniums	0.00	0.00	0.00	0.00
Salary Deputy Chief	0.00	0.00	208.33	2,500.00
Dental Insurance-Fire	0.00	0.00	657.00	7,884.00
Vision Insurance-Fire	0.00	0.00	99.83	1,198.00
Medical Insurance-Fire	38,675.33	386,753.30	29,021.58	348,259.00
Life Insurance-Fire	(95.57)	2,542.77	229.17	2,750.00
Pension MMO - Fire	0.00	193,590.00	16,132.50	193,590.00
FICA- Fire	4,810.28	52,905.17	4,915.33	58,984.00
Unemployment Comp Ins -Fire	0.00	7,976.88	481.25	5,775.00
Health Care Buy Out-Fire	0.00	3,000.00	333.33	4,000.00
Comp Time Buy Out-Fire	0.00	0.00	0.00	0.00
Fire Contract Uniform Allow	0.00	0.00	0.00	0.00
Holiday Pay Fire	0.00	11,468.31	2,314.92	27,779.00
Personal Days Fire	0.00	0.00	0.00	0.00
Fire - Vacation BB	0.00	0.00	0.00	0.00
Fire Sick Time BB Bonus	3,000.00	27,000.00	2,000.00	24,000.00
Fire - Compensory Time BB	0.00	0.00	0.00	0.00
Overtime- Fire	4,748.94	55,081.76	1,666.67	20,000.00

For Management Purposes Only

City of Nanticoke
Income Statement
For the Ten Months Ending October 31, 2022

	Current Month	Year to Date	Current M-T-D Budget	Year to Date Budget
Longevity Pay Fire	0.00	0.00	0.00	0.00
Shift Differential	0.00	0.00	200.00	2,400.00
Heart and Lung Pay	1,482.30	55,670.10	0.00	0.00
Call Back Time	2,628.26	25,815.01	916.67	11,000.00
Fire Other Pay	0.00	0.00	1,940.00	23,280.00
Accrued payroll - Fireman	0.00	0.00	0.00	0.00
Office Supplies- Fire	435.09	2,438.05	41.67	500.00
Vehicle Gas & Oil - Fire	1,341.16	14,715.12	833.33	10,000.00
Clothing Allowance-Fire	80.00	9,860.00	800.00	9,600.00
Vehicle Maintenance-Fire	5,098.49	21,687.67	2,083.33	25,000.00
Maintenance & Repairs-Fire	757.23	11,139.68	666.67	8,000.00
Materials & Supplies - Fire	1,533.90	16,870.08	925.00	11,100.00
Interest Fire Truck Lease	0.00	384.98	0.00	0.00
Major Equipment Purchase-Fire	0.00	0.00	208.33	2,500.00
Minor Equipment-Fire	22.00	3,605.60	666.67	8,000.00
Fire Hose & Couplings	0.00	224.64	41.67	500.00
Communication Expense-Fire	480.12	4,580.98	491.67	5,900.00
Advertising	0.00	0.00	0.00	0.00
Property Insurance - Fire	0.00	0.00	291.67	3,500.00
Other Insurance-Fire	0.00	0.00	2,916.67	35,000.00
Worker's Comp Paid Drivers	4,555.94	46,757.22	6,425.67	77,108.00
Worker's Comp. Volunteers	2,638.92	27,084.08	0.00	0.00
Vehicle Insurance-Fire	0.00	0.00	1,416.67	17,000.00
Firehouse Utilities (Main)	467.79	8,834.70	708.33	8,500.00
Electric Tower - Fire	967.93	8,327.76	250.00	3,000.00
Hydrant Rental	0.00	30,255.21	3,416.67	41,000.00
Utilities-Volunteer Sta	289.41	4,014.21	375.00	4,500.00
New Hire/Medical Test - Fire	90.00	90.00	0.00	0.00
Fire- Computer Maintenance	0.00	2,977.00	250.00	3,000.00
Repairs/Building- Fire	4,800.00	8,566.61	833.33	10,000.00
Fire Training	799.65	3,328.25	266.67	3,200.00
Training Bonus Contract - Fire	0.00	0.00	0.00	0.00
Misc.	0.00	187.50	0.00	0.00
Post Retirement Health - Fire	4,577.38	44,153.80	9,393.33	112,720.00
Volunteer Fire State Aid	0.00	35,073.47	2,666.67	32,000.00
Repairs to Volunteer Fire Stat	0.00	0.00	62.50	750.00
Major Equip Purchase - Fire	0.00	6,620.96	0.00	0.00
Emergency Medical Services	0.00	0.00	0.00	0.00
Salary - Code Official	3,230.00	34,000.00	3,466.67	41,600.00
Salary - Code Sec PT	2,884.80	22,808.06	1,666.67	20,000.00
Salary - Health Inspector	0.00	4,800.00	1,083.33	13,000.00

For Management Purposes Only

City of Nanticoke
Income Statement
For the Ten Months Ending October 31, 2022

	Current Month	Year to Date	Current M-T-D Budget	Year to Date Budget
Salary - Planning/Zoning/Code	0.00	0.00	0.00	0.00
Salary Asst/PT Code Inspector	0.00	0.00	0.00	0.00
Salary Plumbing Inspector	0.00	0.00	0.00	0.00
Salary Electrical Inspector	0.00	0.00	0.00	0.00
Code Consultant-BHW	15,023.08	47,033.06	2,083.33	25,000.00
Dental Insurance-Code Official	0.00	0.00	0.00	0.00
Vision Insurance-Code Official	0.00	0.00	0.00	0.00
Med Insurance-Code Official	1,316.69	13,166.90	1,313.58	15,763.00
Medical Testing - Code Official	0.00	0.00	0.00	0.00
Life Insurance Code Official	121.02	513.50	46.25	555.00
FICA- Code Department	463.38	4,974.34	306.58	3,679.00
Unemployment Comp Ins -Code	0.00	1,529.52	66.67	800.00
Health Care Buy Out - Code	0.00	1,769.23	0.00	0.00
Office Supplies-Code Official	374.61	1,604.92	125.00	1,500.00
Building Codes-Code Official	0.00	0.00	166.67	2,000.00
Vehicle Maintenance - Code	0.00	56.35	125.00	1,500.00
Mileage - Code Official	0.00	0.00	0.00	0.00
Materials and Supplies Code	0.00	0.00	100.00	1,200.00
Vehicle Gasoline - Code	92.14	694.27	166.67	2,000.00
Computer Expense - Code Offici	517.50	3,357.50	83.33	1,000.00
Title Work	0.00	0.00	62.50	750.00
Appraisal	0.00	0.00	62.50	750.00
Communication Code Official	147.18	1,466.54	208.33	2,500.00
Advert & Printing-Code Official	274.86	887.36	166.67	2,000.00
Surety and Fidelity - Code	0.00	0.00	0.00	0.00
Worker's Comp.-Code Official	35.62	365.56	70.50	846.00
Code Vehicle Ins	0.00	0.00	83.33	1,000.00
Training, Memberships-Code Off	0.00	0.00	100.00	1,200.00
General Expense-code	0.00	0.00	125.00	1,500.00
Demolition - Public Works	0.00	0.00	0.00	0.00
Code - Plan Review for Permits	0.00	0.00	83.33	1,000.00
Major Equip/Vehicle Purchases	0.00	0.00	0.00	0.00
Planning/Zoning/Codes Official	0.00	0.00	0.00	0.00
Planning & Zoning Eng & Other	220.00	488.00	250.00	3,000.00
Planning & Zoning Legal Fees	0.00	2,558.68	416.67	5,000.00
Planning & Zoning Culinary Arts	0.00	0.00	0.00	0.00
Planning & Zoning Title	0.00	0.00	0.00	0.00
Planning & Zoning Advertising	0.00	11,897.94	125.00	1,500.00
Vision Insurance-Refuse	0.00	0.00	0.00	0.00
Salary of Street Commissioner	0.00	0.00	0.00	0.00
Salary & Wages-Public Works	15,168.00	152,466.55	14,320.83	171,850.00

For Management Purposes Only

City of Nanticoke
Income Statement
For the Ten Months Ending October 31, 2022

	Current Month	Year to Date	Current M-T-D	Year to Date
		Budget	Budget	Budget
PW Seasonal Salaries	0.00	0.00	0.00	0.00
Dental Insurance-Pub Works	0.00	0.00	124.33	1,492.00
Vision Insurance-Pub Works	0.00	0.00	13.75	165.00
Medical Insurance-Pub Works	8,859.82	89,914.88	5,705.83	68,470.00
Life Insurance-Pub Works	195.37	2,053.54	185.00	2,220.00
Union Annuity- Public Works	0.00	0.00	0.00	0.00
FICA-Public Works	1,173.03	12,727.74	1,100.42	13,205.00
Unemployment Comp Ins -Pub Work	0.00	2,483.98	175.00	2,100.00
Health Care Buy - Public Works	0.00	0.00	0.00	0.00
PW Sick Time Buy Back	0.00	0.00	0.00	0.00
Overtime- Public Works	568.80	12,259.71	666.67	8,000.00
Veh Gas & Oil-Public Works	1,235.81	17,491.06	1,333.33	16,000.00
Clothing Allowance-Public Work	0.00	8,030.62	583.33	7,000.00
Road Maintenance Materials	0.00	239.98	125.00	1,500.00
Materials & Supplies -Pub Work	454.00	2,900.22	250.00	3,000.00
PW Office Supplies	115.98	1,185.61	62.50	750.00
Vehicle Repairs - Public Works	2,885.42	8,800.24	1,083.33	13,000.00
Equip Repairs - Public Works	1,370.22	3,705.64	83.33	1,000.00
PW Building Maint & Repair	0.00	0.00	0.00	0.00
Computer expenses	412.50	412.50	0.00	2,000.00
Engineering Serv - Public Work	0.00	0.00	166.67	0.00
K Route	0.00	0.00	0.00	0.00
Communication/Phone -Pub Works	0.00	0.00	137.50	1,650.00
Worker's Comp. - Public Works	1,410.95	14,480.48	1,099.42	13,193.00
Veh&Equip Insurance - Pub Work	0.00	0.00	500.00	6,000.00
Utilities - Public Works	243.28	4,680.45	500.00	6,000.00
Pre Hire Test - Public Works	0.00	0.00	0.00	0.00
DPW-Maintenance& Repairs	0.00	179.90	416.67	5,000.00
Emergency Service - Pub Works	0.00	465.43	166.67	2,000.00
Mechanical Service - Pub Works	97.14	1,141.16	208.33	2,500.00
Equipment Rentals - Pub Works	0.00	3,630.50	125.00	1,500.00
Training Meetings - Street	0.00	0.00	0.00	0.00
General Expense - Pub Works	25.80	464.35	291.67	3,500.00
Demolition	0.00	0.00	4,166.67	50,000.00
Engineering Serv Paving -Pub W	0.00	0.00	0.00	0.00
DPW MMO Contribution	0.00	0.00	0.00	0.00
Minor Equipment - Public Works	0.00	12,185.92	833.33	10,000.00
Public Works Truck Lease	0.00	19,266.95	1,902.83	22,834.00
Vehicle Gas, Oil- Parks	0.00	0.00	0.00	0.00
Parks & Rec Board Expense	0.00	0.00	8.33	100.00
Maintenance - Parks & Recreati	0.00	843.43	41.67	500.00

For Management Purposes Only

City of Nanticoke
Income Statement
For the Ten Months Ending October 31, 2022

	Current Month	Year to Date	Current M-T-D	Year to Date
		Budget	Budget	Budget
City Sponsored Event Expenses	40.00	28,625.33	0.00	0.00
Veh. Maintenance-Parks	0.00	0.00	0.00	0.00
Park Improvements	0.00	221.98	0.00	0.00
Fuel, Light, Water - Park	215.08	1,886.04	225.00	2,700.00
Trees for City Park and Street	0.00	0.00	0.00	0.00
Misc-pubpropparks	0.00	0.00	41.67	500.00
Minor Equip-Parks	0.00	0.00	83.33	1,000.00
Public Safety Expense - Flood	0.00	0.00	0.00	0.00
Prior Yr Accrued Expenses	0.00	0.00	0.00	0.00
Miscellaneous/Operating Txfers	0.00	0.00	0.00	0.00
Transfer to Capital Fund	0.00	0.00	0.00	0.00
Capital Lease Interest	0.00	0.00	0.00	0.00
Interfund Transfer Sewer Fund	0.00	0.00	22,934.00	275,208.00
Interfund Transfer Refuse	0.00	0.00	5,833.33	70,000.00
TRAN Principal	0.00	0.00	0.00	0.00
TRAN Interest	0.00	0.00	0.00	0.00
Amortization Expense	0.00	0.00	0.00	0.00
Dental Insurance Retires	0.00	0.00	0.00	0.00
Vision Insurance Retires	0.00	0.00	0.00	0.00
Health Insurance Retirees	0.00	0.00	0.00	0.00
Unemployment Insurance	0.00	0.00	0.00	0.00
Life Insurance	0.00	0.00	0.00	0.00
Medical Reimbursements	0.00	0.00	0.00	0.00
Workers Compensation	0.00	0.00	0.00	0.00
EMPLOYEE SALARIES	0.00	0.00	0.00	0.00
Liability Insurance	0.00	39,480.00	6,545.83	78,550.00
Surety and Fidelity	0.00	0.00	0.00	0.00
Vehicle/Liability Insurance	0.00	0.00	0.00	0.00
Early Intervention	0.00	0.00	0.00	0.00
Misc. Expense	0.00	379.50	352.50	4,230.00
Area on Aging Grant	0.00	0.00	0.00	0.00
FSA Aflac	0.00	0.00	0.00	0.00
Misc - Transitional Insur Fee	0.00	0.00	0.00	0.00
Police Vehicle Capital	0.00	0.00	0.00	0.00
Fire Vehicle /Equip Capital	0.00	0.00	0.00	0.00
Operating Trnsf	0.00	509,388.00	0.00	0.00
Transfer to Capital Expend.	0.00	0.00	17,291.67	207,500.00
Transfer to Spec Rev Fund	0.00	0.00	0.00	0.00
Tsf to Refuse Account	0.00	1,041,380.77	0.00	0.00
EMS Tax Reimbursement	0.00	0.00	0.00	0.00
Capital Outlay	0.00	0.00	0.00	0.00

For Management Purposes Only

City of Nanticoke
Income Statement
For the Ten Months Ending October 31, 2022

	Current Month	Year to Date	Current M-T-D Budget	Year to Date Budget
PW Office Supplies	0.00	0.00	0.00	0.00
Total Expenses	411,374.11	6,621,331.04	551,647.63	6,619,773.00
Net Income	\$ (356,641.15)	\$ (631,390.90)	(2,266.60)	0.00

UNAUDITED