

NANTICOKE CITY POLICE DEPARTMENT
NANTICOKE, PENNSYLVANIA

Office of the Chief of Police
Monthly Report of Activities
September 2021

Total Incidents in September..... 384

Total Incidents in 2021.....4,247

| Incident Listing By Type is attached | |
|---|-----------|
| Activity | Number |
| Traffic Violations and Citations Issued | 34 |
| Non-Traffic Citations Issued | 12 |
| Parking Tickets Issued | 30 |
| Written Warnings Issued | 2 |
| Abandoned Vehicles Removed | 10 |
| Motor Vehicle Accidents | 19 |
| Criminal Arrests | Counts |
| Abandoned Vehicle | 1 |
| Criminal Mischief | 1 |
| Curfew | 1 |
| Disorderly Conduct | 2 |
| Dog Ordinance Violations | 2 |
| Drug Act Violations | 3 |
| D.U.I. | 1 |
| Flight to Avoid Apprehension | 1 |
| Harassment | 4 |
| Loitering and Prowling | 1 |
| Open Burn Ordinance | 1 |
| Protection from Abuse Violations | 4 |
| Public Drunkenness | 1 |
| Receiving Stolen Property | 1 |
| Stalking | 4 |
| Theft | 2 |
| Total Criminal Arrests | 30 |

| Monthly Patrol Mileage | | Total Mileage on Vehicle |
|------------------------|-------|--------------------------|
| Car # 4 | 325 | 18,199 |
| Car # 5 | 240 | 56,825 |
| Car # 6 | 671 | 6,441 |
| Car # 8 | 1,229 | 85,190 |
| Car # 9 | 660 | 68,783 |
| Car # 10 | 555 | 29,992 |

Total Patrol Mileage.... 3,680

Respectfully Submitted,



Michael Roke
Chief of Police


NANTICOKE CITY POLICE DEPARTMENT
Nanticoke, Pennsylvania

Police Chief's Report
Cash and Checks Received

September 2021 Checks/Cash/Credit

| | |
|--|-------------|
| September 2021 Magistrate's Report Nanticoke | \$ 1,588.56 |
| September 2021 Parking Tickets Nanticoke | \$ 665.00 |
| September 2021 Police Reports | \$ 180.00 |
| September 2021 Signs | \$ 1200.00 |
| September 2021 Alarm Fees | \$ 130.00 |
| September 2021 Luzerne County Probation (Fines) | \$ 47.08 |
| September 2021 Luzerne County Probation (Restitution) | \$ 24.63 |

Total \$ 3,835.27



Michael Roke
Chief of Police

Calls for Service - by UCR Code

Incidents Reported Between 09/01/2021 and 09/30/2021
All Municipalities



| Code | Description | Primary Count | Secondary UCR Count | | |
|------|--|------------------|---------------------|--------|--------|
| | | | Code 2 | Code 3 | Code 4 |
| 0516 | BURGLARY-FORCED ENTRY-NON-RESID-TIME UNK | 1 | | | |
| 0521 | UNLAWFUL ENTRY-NO FORCE-RESIDENCE-NIGHT | 1 | | | |
| 0525 | UNLAWFUL ENTRY-NO FORCE-NONRES.-NIGHT | 1 | | | |
| 0590 | BURGLARY - REPORTS | 2 | | | |
| 0619 | THEFT-\$200 & OVER-ALL OTHER | 1 | | | |
| 0629 | THEFT-\$50 TO \$200-ALL OTHER | 2 | | | |
| 0639 | THEFT-UNDER \$50-ALL OTHER | 4 | | | |
| 0690 | THEFT-REPORTS | 2 | | | |
| 0830 | SEXUAL ASSAULT | 1 | | | |
| 1100 | FRAUD | 5 | | | |
| 1130 | FLIM FLAM | 1 | | | |
| 1140 | UNAUTHORIZED USE OF A MV | 2 | | | |
| 1150 | FRAUD - CREDIT CARDS, ATM | 2 | | | |
| 1190 | FRAUD-ALL OTHER(FLIM FLAM,CONFIDENCE | 2 | | | |
| 1300 | STOLEN PROPERTY-RECEIVING,POSSESSING,ETC | 0 | 1 | | |
| 1331 | STOLEN PROP.-POSSESSING - MOTOR VEHICLE | 1 | | | |
| 1410 | CRIMINAL MISCHIEF TO AUTOMOBILES | 5 | 1 | | |
| 1440 | CRIMINAL MISCHIEF - ALL OTHER | 1 | 1 | | |
| 1511 | WEAPONS - USE - FIREARMS | 1 | | | |
| 1700 | SEX OFFENSES (EXCEPT RAPE & PROSTITUTION | 1 | | | |
| 1810 | DRUG VIOLATIONS | 0 | 1 | | |
| 1841 | NARCOTICS-USE-MORPHINE, HEROIN,CODIENEC | 1 | | | |
| 1890 | NARCOTICS - REPORTS | 1 | | | |
| 2020 | OFFENSES AGAINST FAMILY-CHILD ABUSE | 2 | | | |
| 2110 | DRIVING UNDER THE INFLUENCE-LIQUOR/DRUGS | 1 | | | |
| 2112 | DRIVE UNDER INFLUENCE-ALCOHOL-IMPAIRED | 0 | 1 | | |
| 2121 | DRIVE UNDER INFLUENCE - DRUGS | 0 | 1 | | |
| 2300 | PUBLIC DRUNKENESS | 2 | | | |
| 2400 | DISORDERLY CONDUCT | 9 | | | |
| 2410 | HARASSMENT BY COMMUNICATION | 1 | | | |
| 2420 | DISORDERLY CONDUCT-PUBLIC PLACES | 2 | | | |
| 2430 | FIGHTING (AFFRAY) | 2 | | | |
| 2440 | DISORDERLY CONDUCT-DISTURBING THE PEACE | 9 | | | |
| 2450 | HARASSMENT | 18 | | | |
| 2480 | DISORDERLY CONDUCT-ALL OTHERS | 0 | 1 | | |
| 2491 | FIREWORKS | 1 | | | |
| 2600 | ALL OTHER CRIMES CODE VIOLATIONS | 0 | 1 | 1 | |
| 2632 | LITTERING | 1 | | | |
| 2634 | ALL OTHERS-FIRE CODE (ORDINANCE VIO.) | 2 | | | |
| 2647 | ALL OTHERS - PROTECTIVE ORDERS | 7 | | | |
| 2656 | ALL OTHER - THREATS (KILL,BOMB,PHONE,ETC | 1 | | | |
| 2660 | TRESPASSING OF REAL PROPERTY | 2 | | | |
| 2810 | CITY ORD-ABANDONED VEH (INCLUDING STATE) | 16 | | | |
| 2811 | CURFEW LAW (JUVENILE) - MALE | 1 | | | |
| 2990 | RUNAWAYS - (JUVENILE) - REPORTS | 1 | | | |
| 3100 | MOTOR VEHICLE ACCIDENTS | 19 | | | |
| 3320 | DOA | 2 | | | |
| 3400 | MENTAL HEALTH | 10 | 3 | | |

Calls for Service - by UCR Code

Incidents Reported Between 09/01/2021 and 09/30/2021
All Municipalities



| Code | Description | Primary Count | Secondary UCR Count | | |
|------|--|------------------|---------------------|--------|--------|
| | | | Code 2 | Code 3 | Code 4 |
| 3500 | SUSPICIOUS PERSONS,AUTOS,CIRCUMSTANCES | 5 | | | |
| 3501 | SUSPICIOUS PERSONS,AUTOS,CIRCUMSTANCES | 13 | | | |
| 3600 | DISTURBANCES-DOMESTIC | 30 | | | |
| 3620 | DISTURBANCES-OTHER (FIGHTS,DISPUTES,ETC) | 10 | | | |
| 3710 | WARRANTS-OUTSIDE AGENCY-SERVICE | 1 | | | |
| 3810 | ALARMS (FALSE ONLY)-EXCPT FIRE | 15 | | | |
| 3820 | ASSIST MOTORIST/DISABLE VEH | 1 | | | |
| 3840 | FIRES (INCLUDING ALARMS-FOUNDED/UNFOUNDED) | 1 | | | |
| 3850 | HAZARDOUS CONDITIONS | 1 | | | |
| 3870 | MEDICAL EMERGENCY | 8 | | | |
| 3880 | OPEN DOORS/WINDOWS - DISCOVERED | 1 | | | |
| 3900 | TRAFFIC & PARKING PROBLEMS | 18 | 1 | | |
| 4006 | NON-CRIMINAL-ACCIDENT - OTHER | 0 | 1 | | |
| 4010 | TRAFFIC OFFENSES | 4 | 2 | | |
| 4018 | NON-CRIMINAL-ST. LIGHT OUT, ST. REPAIRS. | 1 | | | |
| 4020 | NON-CRIMINAL - CHILD CUSTODY | 3 | | | |
| 4022 | NON-CRIMINAL - CIVIL | 12 | | | |
| 4028 | NON-CRIMINAL-OTHER INVESTIGATIONS | 7 | | | |
| 4090 | NON-CRIMINAL - POLICE INFORMATION | 13 | | | |
| 4100 | NON-CRIMINAL - 911 HANG UP | 5 | | | |
| 4110 | NON-CRIMINAL -WELFARE CHECK | 20 | 1 | | |
| 5002 | LOST & FOUND - FOUND ANIMAL | 1 | | | |
| 5004 | LOST & FOUND - FOUND ARTICLES | 1 | | | |
| 5006 | LOST & FOUND - LOST ANIMAL | 1 | | | |
| 5010 | LOST & FOUND - MISSING JUVENILE FEMALE | 4 | | | |
| 5012 | LOST & FOUND - MISSING JUVENILE MALE | 1 | | | |
| 5014 | LOST & FOUND - MISSING ADULT FEMALES | 0 | 1 | | |
| 5090 | LOST & FOUND/MISSING PERSONS - REPORTS | 1 | | | |
| 5502 | ANIMAL COMPLAINTS - BARKING DOGS | 2 | | | |
| 5504 | ANIMAL COMPLAINTS - DOG BITES | 2 | | | |
| 5506 | ANIMAL COMPLAINTS - RUNNING AT LARGE | 9 | | | |
| 5508 | ANIMAL COMPLAINTS - OTHER ANIMAL BITES | 1 | | | |
| 5510 | ANIMAL COMPLAINTS - OTHER | 3 | | | |
| 6312 | TRAFFIC ENFORCEMENT - WARNINGS | 2 | | | |
| 6612 | TRAFFIC RELATED - SIGNALS-SIGNS OUT | 1 | | | |
| 6614 | TRAFFIC RELATED - OTHER TRAFFIC | 1 | | | |
| 7014 | PUBLIC SERVICE - OTHERS (OFFICER ASSIST) | 4 | | | |
| 7502 | ASSIST OTHER AGENCIES - FIRE DEPT. | 1 | | | |
| 7504 | ASSIST OTHER AGENCIES - OTHER POLICE | 9 | | | |
| 7506 | ASSISTING OTHER AGENCIES - ALL OTHERS | 3 | | | |
| 7590 | ASSISTING OTHER AGENCIES - REPORTS | 1 | | | |
| 8010 | WARRANTS - LOCAL - CRIMINAL | 1 | | | |
| 8110 | WARRANTS - OTHER AUTHORITY - CRIMINAL | 2 | | | |
| 8190 | WARRANTS - OTHER AUTHORITY - REPORTS | 1 | | | |
| 9008 | ADMINISTRATION - CLERICAL | 1 | | | |
| CITT | TRAFFIC CITATION | 14 | 1 | | |
| WARR | WARRANT | 1 | | | |

Calls for Service - by UCR Code
Incidents Reported Between 09/01/2021 and 09/30/2021
All Municipalities



| Code | Description | Primary Count | Secondary UCR Count | | |
|--------------------|-------------|------------------|---------------------|--------|--------|
| | | | Code 2 | Code 3 | Code 4 |
| Total Calls | | 384 | | | |



NANTICOKE CITY FIRE DEPARTMENT

2 EAST RIDGE STREET

NANTICOKE, PA. 18634

Ph. 570.735.5860 Fax. 570.258.2773

MARK BONCAL, CHIEF OF DEPARTMENT

MBONCAL@NANTICOKECITY.COM

October 13, 2021

Mayor and members of City Council,

I present the monthly report for September 2021. The department had responded to 115 calls for service. During the month of September, duty officers conducted daily in-house training/drills with career members, and training of new hire Andrew Kopco was completed. FF Kopco will be assigned as a floating man to cover scheduled time off as well as being added as an additional member to supplement the day shift during non-vacation periods.

During September, the department conducted a 16hr. Firefighter Survival Class as well as a 16hr. Rapid Intervention Crew Exercises Class that was held the weekend of October 9/10. These were conducted at acquired structures in conjunction with the Luzerne County Flood Protection Authority located in West Nanticoke. We will also be having an Engine Co. Operations with Live Fire training beginning October 18th at Nanticoke City Fire Headquarters and LCCC Public Safety Training Center.

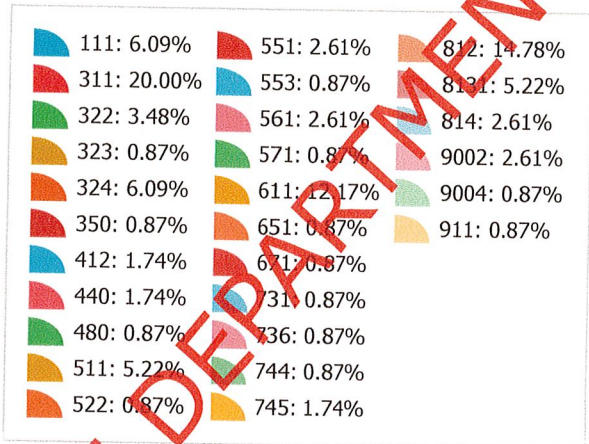
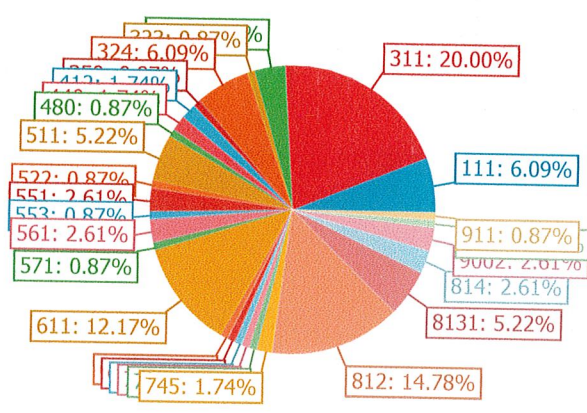
Earlier in September, many calls for service were answered for downed trees and flooded basement/roads. Four submersible and three gas-powered pumps were used to evacuate water from the affected residents. During this event, the 400 block of West Union Street was closed due to Forge Creek spilling over its natural banks. No firefighter or civilian injuries were reported during that event.

Respectfully submitted,

A handwritten signature in blue ink that reads "Mark Boncal".

Mark Boncal
Chief of Department

Incident Reports By Incident Type, Summary



Incident Type

| Incident Type | Total Incidents | Percent |
|--|-----------------|---------|
| 111 - Building fire | 7 | 6.09% |
| 311 - Medical assist, assist EMS crew | 23 | 20.00% |
| 322 - Motor vehicle accident with injuries | 4 | 3.48% |
| 323 - Motor vehicle/pedestrian accident (MV Ped) | 1 | 0.87% |
| 324 - Motor vehicle accident with no injuries | 7 | 6.09% |
| 350 - Extrication, rescue, other | 1 | 0.87% |
| 412 - Gas leak (natural gas or LPG) | 2 | 1.74% |
| 440 - Electrical wiring/equipment problem, other | 2 | 1.74% |
| 480 - Attempted burning, illegal action, other | 1 | 0.87% |
| 511 - Lock-out | 6 | 5.22% |
| 522 - Water or steam leak | 1 | 0.87% |
| 551 - Assist police or other governmental agency | 3 | 2.61% |
| 553 - Public service | 1 | 0.87% |
| 561 - Unauthorized burning | 3 | 2.61% |
| 571 - Cover assignment, standby, moveup | 1 | 0.87% |
| 611 - Dispatched & canceled en route | 14 | 12.17% |
| 651 - Smoke scare, odor of smoke | 1 | 0.87% |

| Incident Type | Total Incidents | Percent |
|--|------------------------|----------------|
| 671 - HazMat release investigation w/no HazMat | 1 | 0.87% |
| 731 - Sprinkler activation due to malfunction | 1 | 0.87% |
| 736 - CO detector activation due to malfunction | 1 | 0.87% |
| 744 - Detector activation, no fire - unintentional | 1 | 0.87% |
| 745 - Alarm system activation, no fire - unintentional | 2 | 1.74% |
| 812 - Flood assessment | 17 | 14.78% |
| 8131 - Fallen tree | 6 | 5.22% |
| 814 - Lightning strike (no fire) | 3 | 2.61% |
| 9002 - Investigation | 3 | 2.61% |
| 9004 - Inspection | 1 | 0.87% |
| 911 - Citizen complaint | 1 | 0.87% |

Total Number of Incidents: 115

Total Number of Incident Types: 28

NANTICOKE CITY FIRE DEPARTMENT

Incident Type

Total Incidents

Percent

Report Filter Settings

Report File Name: Incident Reports by Incident Type, Summary

Filter Name: Last Calendar Month

Filter Expression: [AlarmDateTime] is between '9/1/2021 00:00' and '9/30/2021 23:59'

NANTICOKE CITY FIRE DEPARTMENT

Incident Record List

115 Records

| Incident Number | Incident Type | Location |
|--|---------------|--|
| 2100692 8131 - Fallen tree | | 63 N Mill St, West Nanticoke, PA 18634 |
| 2100693 651 - Smoke scare, odor of smoke | | 1211 Pulic Safety DR #29, Nanticoke, PA 18634 |
| 2100694 611 - Dispatched & canceled en route | | 618 Blackman St, Wilkes-Barre Township, PA 18706 |
| 2100695 812 - Flood assessment | | 130 W UNION ST, NANTICOKE, PA 18634 |
| 2100696 812 - Flood assessment | | 413 W UNION ST, NANTICOKE, PA 18634 |
| 2100697 812 - Flood assessment | | 610 E GROW ST, NANTICOKE, PA 18634 |
| 2100698 611 - Dispatched & canceled en route | | 12 Fire Mill Rd, Conyngham Township, PA 17820 |
| 2100699 8131 - Fallen tree | | 6501 Route 11 HWY, West Nanticoke, PA 18634 |
| 2100700 812 - Flood assessment | | 413 W UNION ST, NANTICOKE, PA 18634 |
| 2100701 812 - Flood assessment | | 64 PERRY ST, NANTICOKE, PA 18634 |
| 2100702 812 - Flood assessment | | 409 W UNION ST, NANTICOKE, PA 18634 |
| 2100703 812 - Flood assessment | | 715 KOSCIUSZKO ST, NANTICOKE, PA 18634 |
| 2100704 8131 - Fallen tree | | Mill St & Heights Rd, Plymouth Twp, PA |
| 2100705 812 - Flood assessment | | 124 W SOUTH ST, NANTICOKE, PA 18634 |
| 2100706 812 - Flood assessment | | 515 E UNION ST, NANTICOKE, PA 18634 |
| 2100707 812 - Flood assessment | | 124 HANOVER ST, NANTICOKE, PA 18634 |
| 2100708 812 - Flood assessment | | 913 S MARKET ST, NANTICOKE, PA 18634 |
| 2100709 812 - Flood assessment | | 235 MOSIER ST, NANTICOKE, PA 18634 |
| 2100710 812 - Flood assessment | | 101 MEADOWCREST DR, NANTICOKE, PA 18634 |
| Incident Date: 9/2/2021 | | |
| 2100711 812 - Flood assessment | | 232 PINE ST, NANTICOKE, PA 18634 |
| 2100712 812 - Flood assessment | | 4 People St, West Nanticoke, PA 18634 |
| 2100713 812 - Flood assessment | | 231 E CHURCH ST, NANTICOKE, PA 18634 |
| 2100714 744 - Detector activation, no fire - unintentional | | 35 E MAIN ST, NANTICOKE, PA 18634 |
| 2100715 311 - Medical assist, assist EMS crew | | 32 W GRAND ST, NANTICOKE, PA 18634 |

Incident Record List

115 Records

| Incident Number | Incident Type | Location |
|--|---------------|---|
| 2100716 812 - Flood assessment | | 357 E GRAND ST, NANTICOKE, PA 18634 |
| Incident Date: 9/3/2021 | | |
| 2100717 311 - Medical assist, assist EMS crew | | 185 W CHURCH ST, NANTICOKE, PA 18634 |
| Incident Date: 9/4/2021 | | |
| 2100718 611 - Dispatched & canceled en route | | 140 Lee Park Ave, Hanover Township, PA 18706 |
| 2100719 745 - Alarm system activation, no fire - unintentional | | 66 E St Mary's Rd, Hanover Twp, PA 18702 |
| 2100720 111 - Building fire | | 139 PARK ST, NANTICOKE, PA 18634 |
| Incident Date: 9/5/2021 | | |
| 2100721 311 - Medical assist, assist EMS crew | | 20 E GRAND ST, NANTICOKE, PA 18634 |
| 2100722 611 - Dispatched & canceled en route | | 27 Church St, Shickshinny, PA 18655 |
| 2100723 311 - Medical assist, assist EMS crew | | 39 LOOMIS ST, NANTICOKE, PA 18634 |
| 2100724 561 - Unauthorized burning | | 416 FAIRCHILD ST, NANTICOKE, PA 18634 |
| Incident Date: 9/6/2021 | | |
| 2100725 571 - Cover assignment, standby, moveup | | 757 Church St, Hanover Township, PA 18706 |
| 2100726 611 - Dispatched & canceled en route | | 1060 West Main St, Plymouth Twp, PA 18634 |
| 2100727 480 - Attempted burning, illegal action, other | | 375 E GRAND ST, NANTICOKE, PA 18634 |
| Incident Date: 9/7/2021 | | |
| 2100728 111 - Building fire | | N WALNUT ST & ARCH ST, NANTICOKE, PA |
| 2100729 311 - Medical assist, assist EMS crew | | 460 W MAIN ST, NANTICOKE, PA 18634 |
| Incident Date: 9/9/2021 | | |
| 2100730 311 - Medical assist, assist EMS crew | | S MARKET ST & E SPRING ST, NANTICOKE, PA |
| 2100731 911 - Citizen complaint | | 200 W GREEN ST, NANTICOKE, PA 18634 |
| Incident Date: 9/10/2021 | | |
| 2100732 9002 - Investigation | | 41 W GRAND ST, NANTICOKE, PA 18634 |
| 2100733 311 - Medical assist, assist EMS crew | | 273 E GREEN ST, NANTICOKE, PA 18634 |
| Incident Date: 9/11/2021 | | |
| 2100734 311 - Medical assist, assist EMS crew | | 347 HANOVER ST, NANTICOKE, PA 18634 |
| 2100735 322 - Vehicle accident with injuries | | E Poplar St & E Broadway St, Plymouth Twp, PA |

Incident Record List

115 Records

| Incident Number | Incident Type | Location |
|--------------------------|--|---|
| 2100736 9002 | - Investigation | 41 LOOMIS ST, NANTICOKE, PA 18634 |
| 2100737 324 | - Motor vehicle accident with no injuries. | 340 E MAIN ST, NANTICOKE, PA 18634 |
| 2100738 311 | - Medical assist, assist EMS crew | PROSPECT ST & W BROAD ST, NANTICOKE, PA |
| 2100739 324 | - Motor vehicle accident with no injuries. | 270 E MAIN ST, NANTICOKE, PA 18634 |
| Incident Date: 9/13/2021 | | |
| 2100740 561 | - Unauthorized burning | 201 W CHURCH ST, NANTICOKE, PA 18634 |
| 2100741 311 | - Medical assist, assist EMS crew | W MAIN ST & WALDEN RD, NANTICOKE, PA |
| 2100742 511 | - Lock-out | 300 W CAMP ST, NANTICOKE, PA 18634 |
| 2100743 440 | - Electrical wiring/equipment problem, other | 44 W SOUTH ST, NANTICOKE, PA 18634 |
| 2100744 814 | - Lightning strike (no fire) | S MARKET ST & W GROVE ST, NANTICOKE, PA |
| 2100745 111 | - Building fire | 44 West End Rd, Hanover Township, PA 18706 |
| 2100746 814 | - Lightning strike (no fire) | S MARKET ST & W WASHINGTON ST, NANTICOKE, PA |
| 2100747 551 | - Assist police or other governmental agency | 130 Route 11 HWY, Nanticoke, PA 18634 |
| Incident Date: 9/14/2021 | | |
| 2100748 322 | - Motor vehicle accident with injuries | ESPY ST & FRONT ST, NANTICOKE, PA |
| 2100749 611 | - Dispatched & canceled en route | 49 W BROAD ST, NANTICOKE, PA 18634 |
| Incident Date: 9/15/2021 | | |
| 2100750 611 | - Dispatched & canceled en route | 1055 Hanover ST, Hanover Twp, PA 18702 |
| 2100751 731 | - Sprinkler activation due to malfunction | 1500 LINCOLN AVE, NANTICOKE, PA 18634 |
| 2100752 814 | - Lightning strike (no fire) | 164 W UNION ST, NANTICOKE, PA 18634 |
| Incident Date: 9/16/2021 | | |
| 2100753 611 | - Dispatched & canceled en route | 910 Wilkes Barre Twp BLVD, Wilkes Barre Twp, PA 18702 |
| 2100754 324 | - Motor vehicle accident with no injuries. | 2230 Sans Souci PKY, Hanover, PA 18706 |
| 2100755 323 | - Motor vehicle pedestrian accident (MV Ped) | W Market ST & S Wyoming AVE, Kingston, PA |
| Incident Date: 9/17/2021 | | |
| 2100756 511 | - Lock-out | 1333 PROSPECT ST, NANTICOKE, PA 18634 |
| 2100757 745 | - Alarm system activation, no fire - unintentional | 137 E NOBLE ST, NANTICOKE, PA 18634 |

Incident Record List

115 Records

| Incident Number | Incident Type | Location |
|---|---------------|--|
| 2100758 311 - Medical assist, assist EMS crew | | 163 GARFIELD ST, NANTICOKE, PA 18634 |
| 2100759 9002 - Investigation | | 257 W CHURCH ST, NANTICOKE, PA 18634 |
| 2100760 671 - HazMat release investigation w/no HazMat | | 34 W UNION ST, NANTICOKE, PA 18634 |
| Incident Date: 9/18/2021 | | |
| 2100761 553 - Public service | | 130 W UNION ST, NANTICOKE, PA 18634 |
| 2100762 561 - Unauthorized burning | | 37 PROSPECT ST, NANTICOKE, PA 18634 |
| 2100763 611 - Dispatched & canceled en route | | 65 HILL ST, NANTICOKE, PA 18634 |
| 2100764 324 - Motor vehicle accident with no injuries. | | ALDEN RD & W UNION ST, NANTICOKE, PA |
| 2100765 311 - Medical assist, assist EMS crew | | 154 E BROAD ST, NANTICOKE, PA 18634 |
| 2100766 350 - Extrication, rescue, other | | 65 HILL ST, NANTICOKE, PA 18634 |
| 2100767 311 - Medical assist, assist EMS crew | | 37 E GRAND ST, NANTICOKE, PA 18634 |
| Incident Date: 9/19/2021 | | |
| 2100768 311 - Medical assist, assist EMS crew | | 270 E MAIN ST #517, NANTICOKE, PA 18634 |
| 2100769 611 - Dispatched & canceled en route | | 260 PHILLIPS ST, NANTICOKE, PA 18634 |
| 2100770 311 - Medical assist, assist EMS crew | | MAPLE ST & W GRAND ST, NANTICOKE, PA |
| 2100771 412 - Gas leak (natural gas or LPG) | | 23 W UNION ST, NANTICOKE, PA 18634 |
| 2100772 311 - Medical assist, assist EMS crew | | 523 JONES ST, NANTICOKE, PA 18634 |
| Incident Date: 9/20/2021 | | |
| 2100773 511 - Lock-out | | 52 ENTERPRISE ST, NANTICOKE, PA 18634 |
| 2100774 611 - Dispatched & canceled en route | | E GROVE ST & COLLEGE ST, NANTICOKE, PA |
| 2100775 511 - Lock-out | | 1103 NEW GRANT ST, NANTICOKE, PA 18634 |
| Incident Date: 9/21/2021 | | |
| 2100776 412 - Gas leak (natural gas or LPG) | | 150 HANOVER ST, NANTICOKE, PA 18634 |
| 2100777 611 - Dispatched & canceled en route | | 1695 South Main Street, hanover township, PA 18706 |
| Incident Date: 9/22/2021 | | |
| 2100778 324 - Motor vehicle accident with no injuries. | | 342 E NOBLE ST, NANTICOKE, PA 18634 |
| 2100779 736 - CO detector activation due to malfunction | | 434 S MARKET ST, NANTICOKE, PA 18634 |

Incident Record List

115 Records

| Incident Number | Incident Type | Location |
|--------------------------|--|--|
| Incident Date: 9/23/2021 | | |
| 2100780 | 311 - Medical assist, assist EMS crew | 112 LEE MINE ST #4, NANTICOKE, PA 18634 |
| 2100781 | 8131 - Fallen tree | 252 MIDDLE RD, NANTICOKE, PA 18634 |
| 2100782 | 8131 - Fallen tree | 122 E Poplar ST, Plymouth Township, PA 18634 |
| 2100783 | 111 - Building fire | 100 Lynwood AVE, Hanover Township, PA 18706 |
| Incident Date: 9/24/2021 | | |
| 2100784 | 311 - Medical assist, assist EMS crew | 425 KOSCIUSKO ST, NANTICOKE, PA 18634 |
| 2100785 | 611 - Dispatched & canceled en route | 76 S Main ST, Ashley, PA 18706 |
| 2100786 | 311 - Medical assist, assist EMS crew | 30 E Broad ST, NANTICOKE, PA 18634 |
| Incident Date: 9/25/2021 | | |
| 2100787 | 522 - Water or steam leak | 370 E Poplar ST, Plymouth Township, PA 18634 |
| 2100788 | 551 - Assist police or other governmental agency | 122 Poplar ST, Plymouth Twp, PA 18634 |
| 2100789 | 311 - Medical assist, assist EMS crew | 127 MEADOWCREST DR, NANTICOKE, PA 18634 |
| Incident Date: 9/26/2021 | | |
| 2100790 | 8131 - Fallen tree | 1477 W Main ST, Plymouth Twp, PA 18634 |
| 2100791 | 311 - Medical assist, assist EMS crew | 280 E UNION ST, NANTICOKE, PA 18634 |
| Incident Date: 9/27/2021 | | |
| 2100792 | 9004 - Inspection | 11 Poplar Street, Plymouth Township, PA 18634 |
| 2100793 | 311 - Medical assist, assist EMS crew | 59 W NOBLE ST, NANTICOKE, PA 18634 |
| 2100794 | 611 - Dispatched & canceled en route | 1695 Main ST, Hanover Twp, PA 18706 |
| 2100795 | 111 - Building fire | 229 APOLLO CIR, NANTICOKE, PA 18634 |
| 2100796 | 551 - Assist police or other governmental agency | Robert ST & williams ST, Newport Twp, PA |
| 2100797 | 511 - Lock-out | 268 E CHURCH ST, NANTICOKE, PA 18634 |
| 2100798 | 511 - Lock-out | 1 WEIS PLZ, NANTICOKE, PA 18634 |
| Incident Date: 9/28/2021 | | |
| 2100799 | 322 - Motor vehicle accident with injuries | E UNION ST & S WALNUT ST, NANTICOKE, PA |
| 2100800 | 440 - Electrical wiring/equipment problem, other | 192 wilkes barre BLVD, Wilkes Barre Township, PA 18706 |

Incident Record List

115 Records

| Incident Number | Incident Type | Location |
|--------------------------|--|---|
| 2100801 | 324 - Motor vehicle accident with no injuries. | 383 E GRAND ST, NANTICOKE, PA 18634 |
| 2100802 | 311 - Medical assist, assist EMS crew | 24 W UNION ST, NANTICOKE, PA 18634 |
| Incident Date: 9/29/2021 | | |
| 2100803 | 322 - Motor vehicle accident with injuries | 90 route 11 HWY, Nanticoke, PA 18634 |
| 2100804 | 111 - Building fire | 42 fall ST, Ashley, PA 18702 |
| 2100805 | 324 - Motor vehicle accident with no injuries. | 1477 W Main St Plymouth Twp, PA 18634 |
| Incident Date: 9/30/2021 | | |
| 2100806 | 111 - Building fire | 175 Pike Run Rd, Hanover township, PA 18702 |

NANTICOKE CITY FIRE DEPARTMENT

To: Mayor's Office and City Council

From: Rick Josefowicz

Subject: Street Department Report for the Month of September 2021

Date: 10/17/2021

Signs

1. Thirteen Handicap signs installed.
 - a. 154 East Broad Street
 - b. 375 East Ridge Street
 - c. 108 East Union Street
 - d. 37 North Chestnut Street
 - e. 17 West Grand Street
 - f. 263 East Church Street
 - g. 143 Park Street
 - h. 142 West Green Street
 - i. 250 East Ridge Street
 - j. 268 East Broad Street
 - k. 265 East Church Street
 - l. 219 East Ridge Street
 - m. 714 South Hanover Street
2. One handicap sign removed.
 - a. 522 Perry Street

COG Paving

1. 9/10/2021- Two DPW employees to Ashley for paving.
2. 9/14/2021- Four DPW employees to Newport to prep for paving.
3. 9/17/2021- Two DPW employees to Hanover Township for paving.
4. 9/24/2021- Two DPW employees to Hanover Township for paving.
5. 9/27/2021- Prepped two streets in the city of Nanticoke for paving.
6. 9/28/2021- Two DPW employees to Hanover Township to prep for paving.
7. 9/29/2021- Two DPW employees to Newport Township for paving.

City Property Maintenance and Repairs

1. Weekly Maintenance in City Hall.
2. Emptied both trash cans located at the bus stop shelters as needed during the month.
3. Cleaned shop inside three times during the month.
4. Litter picking was done at location of lower Broadway from Access Road to the bridge entrance once during the month.
5. Litter picking was done at the City Building, St. Joseph's lot, Market Street, around Patriot Park and Main Street from red light to Antonio's Pizza as needed during the month.
6. Cut City properties 2 days a week during the month.
7. Sprayed weeds at 2 different locations in the City.
8. Cut grass at all 3 roundabouts on Middle Road and sprayed weed killer as needed.
9. Repaired road in front of a driveway on Lincoln Avenue with hot patch.

10. Filled two sink holes.
 - a. 300 East Church Street
 - b. Walnut Street by old skating rink
11. Cleaned all leaves off City Building roof by all roof drains.
12. Rebuilt wooden boxes on two downed light poles to cover wires.
13. Hot patched alley way between East Washington and East Grand Streets near the 300 block.
 - a. 2.5 tons of hot patch was used.
14. Hot patched alley way between East Noble and East Ridge Streets near the 200 block.
 - a. 5 tons of hot patch was used.
15. Cleaned all leaves and debris on Police Station ramp and sprayed weeds.
16. Removed four pieces of old fencing from Police Dog cage.
17. Repaired Detrick Street in Honey Pot with 5 loads of millings.
18. Cut side hill on Middle Road where the Welcome to Nanticoke sign is located.
19. Hot patched alleyway in Hanover Section.
 - a. 2.5 tons of hot path was used.
20. 9/16/2021- cleaned all storm debris as well as cleaned off storm basins.
21. Painted curbs at City Hall, roadway in front of City Hall and curbs in front of Fire Headquarters.
22. Painted crosswalks on Kosciusko Street in School Zone only.
23. Painted cross walks on the corners of the follow streets.
 - a. Prospect and East Ridge Streets
 - b. Market and East Ridge Streets
24. Repaired one desk at City Hall.
25. Cut up downed tree on Access Road and removed.
26. Changed twenty light bulbs at City Hall. Replaced all with LED bulbs.
27. Decorated and planted flowers for Fall in front of City Hall.

Flags and Veteran Banners

1. Repairs were completed as needed during the month.

Pothole Patching

1. Nine ton of cold patch was used to patch potholes City wide including alleys as needed.

P.A.1 Calls

1. There were **64** P.A.1 calls during the month. Roads and Alleys were marked as required.

Sewer and Storm Water

1. Two sewer calls were received at City Hall. All had blocked laterals.
 - a. 1109 New Grant Street
 - b. 403 West Main Street
2. Tops of storms basins were cleaned 4 times City wide during the month.
3. WVSA installed two new storm basins during the month.
 - a. 269 East Green Street
 - b. Corner of Spring and Locust Streets

Vehicle and Equipment Maintenance

1. Checked all fluids in trucks and equipment once during the month.
2. All trucks were washed during the month once.
3. 2013 Ram 5500 was taken to Quality Collision for frame to be pulled. Frame was bent.
4. John Deere Tractor was taken to Pro Fix for new engine.
5. Skid 'steer maintenance was done in house.

Gas Leaks

1. No gas leaks reported during the month.

Water Leaks

1. One water main break was reported during the month. The break located in West Nanticoke. The City had low water pressure to now water pressure for two days.

911 Calls

1. None during the month.

Miscellaneous

1. Unloaded a dough mixer for NEPA'rogi.
2. Installed and removed temporary No Parking Signs on East Main Street from Division Street to Antonio's Pizza for street sweeping for PennDOT.
3. 9/29/2021- meeting with City Engineer regarding paving of two streets and storm water work to be completed.
4. 9/30/2021- MS4 meeting at WVSA.

Roadkill

1. Two during the month.
 - a. Alden Road
 - b. West Main Street

For the good of the City, on 9/17/2021, a property clean was completed at the request of the Mayor and Code Officer, after receiving numerous calls to City Hall. The cleanup took place at 229 Honey Pot Street, Honey Pot. Mascaro's donated the use of a garbage packer. With the help of the Mayor, Councilman Joseph Nalepa, four DPW employees and City Code Officer, clean up was completed in 2 and ½ hours. Thank you to all that helped, from City DPW Foreman, Rick J.

Fuel Report

| Truck # | Miles | Gallons | Fuel Type |
|--|-------|--------------|-----------|
| 1 | 495 | 78 | Gas |
| 2 | 391 | 70.9 | Gas |
| 3 | - | | Diesel |
| 4 | 182 | 18.9 | Diesel |
| 5 | - | | Diesel |
| 6 | - | | Gas |
| Skid'steer | 0 | 12.9 | Diesel |
| Loader | 0 | 0 | Diesel |
| Misc cans for tractors and grass cutters | | 9.5 | Diesel |
| | | 48.7 | Gas |
| Total | | 238.9 | |

17,386- No fuel reported

30,923- No fuel reported

20,797- No fuel reported

SEPTEMBER 2021 CODE REPORT

| INSPECTIONS | <u>Total</u> | <u>Cost</u> |
|-----------------------|--------------|-------------------|
| INSPECTIONS | | |
| ELECTRICAL INSPECTION | | |
| SALE OCCUPANCY | 9 | \$900.00 |
| RENTAL OCCUPANCY | 10 | \$550.00 |
| COMM OCCUPANCY | | |
| | | |
| PERMITS | | |
| BUILDING | 24 | \$3,357.29 |
| ELECTRICAL | 2 | \$279.00 |
| PLUMBING | 1 | \$169.50 |
| DUMPSTER | 5 | \$75.00 |
| LANDLORD LIC | 9 | \$1,350.00 |
| STREET VENDOR | | |
| PAVE CUTS | | |
| VACANCY | | |
| PLAN REVIEW | | |
| PLANNING COMM | | |
| PLANNING ENGINEER | | |
| ZONING | 2 | \$585.00 |
| ZONING AD | | |
| SEWER TAP IN | | |
| finer | | |
| BOOKS | | |
| CONTRACTOR LICENSE | 3 | \$500.00 |
| SPECIALTY CONTRACTOR | | |
| HEALTH LICENSE | 1 | \$100.00 |
| BYOB | | |
| | | |
| TOTAL DEPOSITS | 66 | \$7,865.79 |

PREPARED BY Jennifer Wardecki

HONORABLE MAYOR AND COUNCIL

**I WISH TO SUBMIT THE REFUSE FEE
COLLECTIONS FOR THE MONTH OF
SEPTEMBER 2021.**

**REFUSE \$4410.00
RETURNED CHECK \$
REFUNDS \$
RESEARCH FEE \$
CREDIT/DEBT CARDS \$905.00**

TOTAL =\$5315.00

MONEY COLLECTED FOR 2021 IS \$997,426.07

**MONEY FOR THE ABOVE REFUSE FEE AND
OTHERS AS LISTED ABOVE HAS BEEN
DEPOSITED AT THE TREASURER OFFICE.**

RESPECTFULLY YOURS,

Patricia Zelandri

**REFUSE DELINQUENT MONEY COLLECTED IN
JANUARY 2021 TO SEPTEMBER IS \$65,758.67**

City of Nanticoke
Income Statement
For the Nine Months Ending September 30, 2021

| | Current Month | Year to Date | Current M-T-D Budget | Year to Date Budget |
|---------------------------------|---------------|--------------|----------------------|---------------------|
| Revenues | | | | |
| Real Estate - Current | \$ 10,593.42 | 1,476,024.54 | 140,416.67 | 1,685,000.00 |
| Real Estate--Delinquent | 19,870.50 | 194,987.87 | 14,583.33 | 175,000.00 |
| Residence Tax Current | 1,907.60 | 17,421.23 | 1,666.67 | 20,000.00 |
| Residence Tax--Prior Year | 1,011.61 | 11,362.98 | 0.00 | 0.00 |
| Per Capita--Current | 1,907.59 | 17,421.22 | 1,666.67 | 20,000.00 |
| Per Capita--Delinquent | 1,011.61 | 11,363.03 | 0.00 | 0.00 |
| Real Estate Transfer Tax | 8,206.04 | 79,415.42 | 4,666.67 | 56,000.00 |
| Merchandise/Business Privilege | 46,088.00 | 198,409.69 | 10,416.67 | 125,000.00 |
| Current EIT- Act 511 | 55,920.30 | 1,623,949.36 | 251,458.33 | 3,017,500.00 |
| Local Services Tax | 4,249.33 | 43,883.56 | 7,916.67 | 95,000.00 |
| Amusement Tax | 0.00 | 4,700.00 | 383.33 | 4,600.00 |
| Street Vendor Permits | 0.00 | 150.00 | 20.83 | 250.00 |
| Contractor License Income | 350.00 | 3,950.00 | 416.67 | 5,000.00 |
| BYOB Annual Fees | 0.00 | 100.00 | 25.00 | 300.00 |
| Cable Television Tax | 0.00 | 109,623.25 | 12,250.00 | 147,000.00 |
| Dumpster Permit Income | 75.00 | 765.00 | 62.50 | 750.00 |
| Magistrate Fines | 1,588.56 | 18,392.32 | 2,083.33 | 25,000.00 |
| Magistrate Fines/Code Dept | 41.43 | 928.05 | 0.00 | 0.00 |
| State Police Fines | 0.00 | 1,841.89 | 416.67 | 5,000.00 |
| Parking Ticket/Ordinance Viol. | 440.00 | 6,205.50 | 833.33 | 10,000.00 |
| Clerk of Court/Probation Fines | 47.08 | 1,312.71 | 375.00 | 4,500.00 |
| Restitution | 24.63 | 2,835.61 | 166.67 | 2,000.00 |
| Interest Income | 77.93 | 1,545.43 | 566.67 | 6,800.00 |
| Rental Income Dist Judge | 1,500.00 | 13,500.00 | 1,500.00 | 18,000.00 |
| UDAG Income | 0.00 | 0.00 | 25.00 | 300.00 |
| American Rescue Plan Grant | 0.00 | 539,674.46 | 0.00 | 0.00 |
| Liquor Control Board | 0.00 | 2,150.00 | 283.33 | 3,400.00 |
| Pension -- State Aid | 259,053.26 | 259,053.26 | 24,750.00 | 297,000.00 |
| Volunteer Fire Company Relief | 27,288.98 | 27,288.98 | 32,000.00 | 32,000.00 |
| Police AG Pay Reimbursement | 0.00 | 0.00 | 916.67 | 11,000.00 |
| Police Drug Task Force Reimb | 0.00 | 1,490.66 | 0.00 | 0.00 |
| PILOT | 0.00 | 22,389.13 | 0.00 | 0.00 |
| PILOT LCCC | 0.00 | 60.00 | 0.00 | 0.00 |
| POLICE SERVICES HOUSING AGRE | 0.00 | 0.00 | 2,083.33 | 25,000.00 |
| Fire Services Agreement/Plym Tp | 1,475.00 | 10,525.00 | 0.00 | 0.00 |
| Civil Service Testing Fees | 0.00 | 350.00 | 0.00 | 0.00 |
| Zoning/Subdivision/Land Fees | 35.00 | 710.00 | 0.00 | 0.00 |
| Planning Commission | 0.00 | 1,300.00 | 416.67 | 5,000.00 |
| Zoning Hearing Fees | 550.00 | 4,025.00 | 83.33 | 1,000.00 |
| Plan Review | 0.00 | 9,020.50 | 83.33 | 1,000.00 |
| Sale of Maps & Publications | 0.00 | 0.00 | 291.67 | 3,500.00 |
| | | | 6.25 | 75.00 |

For Management Purposes Only

City of Nanticoke
Income Statement
For the Nine Months Ending September 30, 2021

| | Current Month | Year to Date | Current M-T-D | Year to Date |
|--------------------------------|---------------|--------------|---------------|--------------|
| | | Budget | Budget | Budget |
| Office Supplies- Executive | 0.00 | 503.47 | 0.00 | 200.00 |
| Professional Fees- Executive | 0.00 | 1,696.67 | 0.00 | 250.00 |
| Transportation & Travel- Exec | 0.00 | 0.00 | 0.00 | 250.00 |
| Insurance E&O - Executive | 0.00 | 0.00 | 0.00 | 7,400.00 |
| Dues & Memberships- Executive | 0.00 | 1,330.00 | 0.00 | 4,500.00 |
| Meetings & Conferences- Exec | 0.00 | 222.35 | 0.00 | 500.00 |
| Salary-City Administrator | 3,928.96 | 37,044.48 | 6,064.42 | 72,773.00 |
| Vision Insurance-Admin | 0.00 | 0.00 | 11.33 | 136.00 |
| Health/Hospital Insurance-Admi | 0.00 | 315.28 | 0.00 | 0.00 |
| Life Insurance- Administrator | 69.99 | 629.91 | 46.25 | 555.00 |
| FICA- Administrator | 496.30 | 4,427.57 | 463.92 | 5,567.00 |
| Unemployment Comp Ins -Admin | 0.00 | 0.00 | 43.75 | 525.00 |
| Health Care Buyout - Admin | 1,000.00 | 3,000.00 | 333.33 | 4,000.00 |
| Office Supplies- Admin | 88.99 | 1,407.14 | 41.67 | 500.00 |
| Admin Computer | 0.00 | 1,632.00 | 104.16 | 1,250.00 |
| Communication/Phone- Admin | 0.00 | 711.87 | 29.17 | 350.00 |
| Transportation & Travel- Admin | 0.00 | 0.00 | 83.33 | 1,000.00 |
| Advertising, Printing- Admin | 0.00 | 0.00 | 20.83 | 250.00 |
| Workers Compensation-Admin | 14.93 | 136.67 | 83.33 | 1,000.00 |
| Dues,Subscrips &Members-Admin | 0.00 | 0.00 | 41.67 | 500.00 |
| Meetings & Conferences, Admin | 0.00 | 0.00 | 62.50 | 750.00 |
| Admin- Minor Equipment | 0.00 | 450.26 | 0.00 | 0.00 |
| Salary- Finance Director | 4,132.84 | 37,402.20 | 4,638.17 | 55,658.00 |
| Salaries Fin.Coor.&Admin.Asst. | 1,756.00 | 14,739.44 | 3,795.00 | 45,540.00 |
| Salary Open Records | 160.00 | 1,448.00 | 173.33 | 2,080.00 |
| Dental Insurance- Finance | 0.00 | 0.00 | 152.17 | 1,826.00 |
| Vision Insurance- Finance | 0.00 | 0.00 | 22.67 | 272.00 |
| Health/Hospital Ins- Finance | 0.00 | 50,178.76 | 6,096.33 | 73,156.00 |
| Life Insurance- Finance | 96.00 | 864.00 | 92.50 | 1,110.00 |
| FICA- Finance | 579.11 | 5,791.25 | 645.17 | 7,742.00 |
| Unemployment Comp Ins -Finance | 0.00 | 0.00 | 87.50 | 1,050.00 |
| Office Supplies- Finance | 278.03 | 3,437.53 | 291.67 | 3,500.00 |
| Payroll Service - Finance | 393.97 | 4,141.02 | 475.00 | 5,700.00 |
| City Audit - Finance | 0.00 | 5,000.00 | 1,600.00 | 19,200.00 |
| Bank Charges - Finance | 0.00 | 0.00 | 8.33 | 100.00 |
| Communication/Phone- Finance | 0.00 | 711.88 | 391.67 | 4,700.00 |
| Transport & Travel- Finance | 0.00 | 0.00 | 41.67 | 500.00 |
| Advertising, Printing- Finance | 0.00 | 0.00 | 41.67 | 500.00 |
| Surety and Fidelity- Finance | 0.00 | 0.00 | 233.33 | 2,800.00 |
| Workers Compensation- Finance | 14.93 | 168.88 | 115.92 | 1,391.00 |
| Dues,Subscrips.&Member-Finance | 0.00 | 2,695.99 | 41.67 | 500.00 |
| Meetings & Conferences-Finance | 0.00 | 0.00 | 41.67 | 500.00 |

For Management Purposes Only

City of Nanticoke
Income Statement
For the Nine Months Ending September 30, 2021

| | Current Month | Year to Date | Current M-T-D | Year to Date |
|-----------------------------------|---------------|--------------|---------------|--------------|
| | | | Budget | Budget |
| NonUniform Pension MMO Finance | 0.00 | 20.00 | 5,875.33 | 70,504.00 |
| Minor Equipment-Finance | 0.00 | 2,973.96 | 62.50 | 750.00 |
| Salary- Treasurer Clerical | 3,500.80 | 31,682.24 | 3,734.92 | 44,819.00 |
| Dental Insurance- Treasurer | 0.00 | 0.00 | 24.08 | 289.00 |
| Vision Insurance- Treasurer | 0.00 | 0.00 | 4.58 | 55.00 |
| Medical Insurance- Treasurer | 0.00 | 16,050.27 | 1,300.58 | 15,607.00 |
| Life Insurance- Treasurer | 47.77 | 429.93 | 46.25 | 555.00 |
| FICA- Treasurer | 259.27 | 2,592.79 | 285.75 | 3,429.00 |
| Unemployment Comp Ins - Treas | 0.00 | 0.00 | 43.75 | 525.00 |
| Office Supplies- Treasurer | 0.00 | 854.42 | 62.50 | 750.00 |
| Minor Equipment- Treasurer | 0.00 | 0.00 | 41.67 | 500.00 |
| Berkheimer EIT Commission | 837.30 | 34,935.82 | 3,333.33 | 40,000.00 |
| Berkheimer Other Commission | 755.06 | 4,299.82 | 500.00 | 6,000.00 |
| Per Capita Tax Bill - Treasurer | 0.00 | 16,039.18 | 458.33 | 5,500.00 |
| Tax Collection Fees | 0.00 | 0.00 | 1,041.67 | 12,500.00 |
| Printing & Advertising- Treasurer | 0.00 | 0.00 | 104.17 | 1,250.00 |
| Surety & Fidelity Bond - Treasu | 0.00 | 0.00 | 133.33 | 1,600.00 |
| Worker's Comp- Treasurer | 0.00 | 0.00 | 51.25 | 615.00 |
| Dues and Memberships- Treasurer | 0.00 | 0.00 | 8.33 | 100.00 |
| City Solicitor Retainer - Legal | 850.00 | 7,650.00 | 850.00 | 10,200.00 |
| Solicitor Hourly - Legal Capit | 4,838.50 | 25,778.50 | 0.00 | 0.00 |
| Solicitor Hourly - Legal | 0.00 | 10,052.35 | 4,166.67 | 50,000.00 |
| Solicitor Labor Counsel - Legal | 3,626.00 | 12,460.98 | 833.33 | 10,000.00 |
| Solicitor Labor Hourly | 0.00 | 3,220.00 | 0.00 | 0.00 |
| Legal Enviro | 0.00 | 0.00 | 208.33 | 2,500.00 |
| Conflict Council | 0.00 | 0.00 | 41.67 | 500.00 |
| Salary - City Clerk | 384.62 | 3,480.81 | 416.67 | 5,000.00 |
| FICA- Clerk | 29.43 | 294.21 | 31.92 | 383.00 |
| Unemployment- Clerk | 0.00 | 0.00 | 25.00 | 300.00 |
| Office Supplies- Clerk | 0.00 | 0.00 | 20.83 | 250.00 |
| City Hall Supplies - Clerk | 0.00 | 0.00 | 8.33 | 100.00 |
| Ordinance Codification- Clerk | 0.00 | 0.00 | 276.25 | 3,315.00 |
| Advertising/Printing- Clerk | 142.50 | 1,644.27 | 233.33 | 2,800.00 |
| Workers Compensation- Clerk | 14.93 | 134.30 | 5.75 | 69.00 |
| Dues, Subscrips, & Members- Clerk | 0.00 | 995.00 | 20.83 | 250.00 |
| Other Admin - SPCA Fees | 0.00 | 4,604.60 | 291.67 | 3,500.00 |
| Architect & Engineer - Pub Prop | 0.00 | 3,867.50 | 2,916.67 | 35,000.00 |
| Salary Cleaning - Public Prop | 540.00 | 5,011.00 | 1,500.00 | 18,000.00 |
| FICA- Public Prop | 41.31 | 421.90 | 114.75 | 1,377.00 |
| Unemploy Comp - Public Prop | 0.00 | 0.00 | 9.50 | 114.00 |
| Materials & Supplies- Public Prop | 237.21 | 9,940.81 | 333.33 | 4,000.00 |
| Common Exp Water/Shred Pub Pro | 44.85 | 670.99 | 108.33 | 1,300.00 |

For Management Purposes Only

City of Nanticoke
Income Statement

For the Nine Months Ending September 30, 2021

| | Current Month | Year to Date | Current M-T-D | Year to Date |
|---------------------------------|---------------|--------------|---------------|--------------|
| | Budget | Budget | Budget | Budget |
| Computer Expense -Public Prope | 0.00 | 2,720.48 | 0.00 | 2,500.00 |
| Fire Alarm Install/Monitoring | 25.00 | 209.00 | 0.00 | 300.00 |
| Telephone - Public Property | 695.79 | 4,825.83 | 0.00 | 2,000.00 |
| Postage - Public Property | 0.00 | 1,598.94 | 0.00 | 2,500.00 |
| Copier - Public Property | 0.00 | 0.00 | 0.00 | 1,500.00 |
| Worker's Comp.-Public Prop | 14.93 | 151.59 | 0.00 | 230.00 |
| Utilities City Hall - Pub Prop | 2,011.73 | 31,054.99 | 0.00 | 50,000.00 |
| Utilities - Public Property | (104.50) | 6,596.62 | 0.00 | 13,000.00 |
| Property Maintenance - Pub Prop | 1,114.57 | 18,384.57 | 0.00 | 18,000.00 |
| Postage Meter Lease & Supplies | 0.00 | 0.00 | 0.00 | 1,200.00 |
| Safety Committee | 0.00 | 0.00 | 0.00 | 250.00 |
| Misc. General | 0.00 | 0.00 | 0.00 | 0.00 |
| Cleaning - Public Property | 0.00 | 327.37 | 0.00 | 0.00 |
| Minor Equip - Public Property | 1,100.00 | 15,646.92 | 0.00 | 0.00 |
| Salary- Police Chief | 0.00 | 1,075.99 | 0.00 | 3,000.00 |
| Salary - Patrol Officers | 6,499.20 | 58,142.55 | 0.00 | 500.00 |
| Part-Time Police Earnings | 45,837.76 | 473,020.95 | 0.00 | 87,293.00 |
| Salary Admin Asst.- Police | 0.00 | 2,551.50 | 0.00 | 810,220.00 |
| Dental Insurance-Police | 3,500.80 | 31,682.24 | 0.00 | 20,000.00 |
| Vision Insurance-Police | 0.00 | 0.00 | 0.00 | 45,394.00 |
| Medical Insurance-Police | 0.00 | 0.00 | 0.00 | 10,624.00 |
| Life Insurance-Police | 0.00 | 0.00 | 0.00 | 1,606.00 |
| Pension MMO - Police | 266.63 | 288,586.32 | 0.00 | 508,090.00 |
| Fica/Medicare-Police Officers | 0.00 | 2,547.55 | 0.00 | 3,747.00 |
| Unemployment Comp Ins- Police | 1,200.61 | 0.00 | 0.00 | 419,996.00 |
| FICA/Medicare Clerical -Police | 0.00 | 11,334.20 | 0.00 | 15,763.00 |
| Health Care Buy Out Police | 264.85 | 2,608.95 | 0.00 | 7,875.00 |
| Holiday Pay Police | 1,000.00 | 3,000.00 | 0.00 | 3,473.00 |
| Personal Day Pay Police | 0.00 | 40,583.16 | 0.00 | 4,000.00 |
| Police Vacation Pay | 0.00 | (1,297.92) | 0.00 | 46,602.00 |
| Police Sick Time Bonus | 0.00 | 5,574.32 | 0.00 | 2,900.00 |
| Police Overtime | 1,000.00 | 9,297.92 | 0.00 | 0.00 |
| Overtime Clerical-Police | 19,990.55 | 95,341.20 | 0.00 | 250.00 |
| Police Court Pay | 57.44 | 57.44 | 0.00 | 70,000.00 |
| Other Pay | 1,493.05 | 9,279.66 | 0.00 | 0.00 |
| Heart and Lung Pay | 0.00 | 0.00 | 0.00 | 0.00 |
| Police AG Pay | 8,627.28 | 13,835.28 | 0.00 | 25,000.00 |
| Office Supplies-Police | 0.00 | 932.33 | 0.00 | 24,000.00 |
| Gas, Oil & Operating Exp-Police | 186.85 | 3,356.99 | 0.00 | 0.00 |
| Clothing Allowance-Police | 1,307.24 | 13,099.59 | 0.00 | 15,000.00 |
| Uniform Replacement | 0.00 | 9,990.25 | 0.00 | 4,000.00 |
| Reserve Officer Uniforms | 497.78 | 3,266.11 | 0.00 | 20,000.00 |
| | 0.00 | 0.00 | 0.00 | 10,400.00 |
| | | | | 750.00 |
| | | | | 7,000.00 |

For Management Purposes Only

City of Nanticoke
Income Statement
For the Nine Months Ending September 30, 2021

| | Current Month | Year to Date | Current M-T-D | Year to Date |
|--------------------------------|---------------|--------------|---------------|--------------|
| | | Budget | Budget | Budget |
| Vehicle Maintenance-Police | 314.04 | 0.00 | 833.33 | 10,000.00 |
| Materials & Supplies-Police | 530.50 | 0.00 | 500.00 | 6,000.00 |
| Supplies Ammunition - Police | 0.00 | 0.00 | 166.67 | 2,000.00 |
| Computer Expense - Police | 159.00 | 0.00 | 500.00 | 6,000.00 |
| Communication Exp - Police | 440.10 | 0.00 | 833.33 | 10,000.00 |
| Membership/Advertise Police | 0.00 | 0.00 | 41.67 | 500.00 |
| Worker's Comp-Police | 6,511.52 | 0.00 | 7,875.08 | 94,501.00 |
| Vehicle Insurance-Police | 0.00 | 0.00 | 750.00 | 9,000.00 |
| Electric Expense - Police | 0.00 | 0.00 | 300.00 | 3,600.00 |
| Medical Testing - Police | 604.00 | 0.00 | 125.00 | 1,500.00 |
| Equipment Maintenance - Police | 0.00 | 0.00 | 83.33 | 1,000.00 |
| Training-Police | 0.00 | 0.00 | 83.33 | 1,000.00 |
| Drug& Alcohol Test Fees-Police | 85.00 | 0.00 | 416.67 | 5,000.00 |
| Misc. | | | | |
| Post Retirement Health - Polic | 0.00 | 0.00 | 41.67 | 500.00 |
| Minor Equipment - Police | 1,230.90 | 0.00 | 15,332.25 | 183,987.00 |
| Police Vehicle Lease | 1,875.00 | 0.00 | 666.67 | 8,000.00 |
| Salary Fire Chief | 0.00 | 0.00 | 3,125.00 | 37,500.00 |
| Salary Firefighters | 6,225.60 | 0.00 | 6,097.25 | 73,167.00 |
| Salary - Part Time Firefighter | 44,132.70 | 0.00 | 53,817.33 | 645,808.00 |
| Salary Deputy Chief | 339.50 | 0.00 | 666.67 | 8,000.00 |
| Dental Insurance-Fire | 0.00 | 0.00 | 208.33 | 2,500.00 |
| Vision Insurance-Fire | 0.00 | 0.00 | 605.08 | 7,261.00 |
| Medical Insurance-Fire | 0.00 | 0.00 | 93.08 | 1,117.00 |
| Life Insurance-Fire | 0.00 | 0.00 | 28,734.08 | 344,809.00 |
| Pension MMO - Fire | 287.79 | 298,970.01 | 564.58 | 6,775.00 |
| FICA- Fire | 0.00 | 2,383.08 | 15,697.08 | 188,365.00 |
| Unemployment Comp Ins -Fire | 4,847.18 | 0.00 | 4,936.75 | 59,241.00 |
| Health Care Buy Out-Fire | 0.00 | 0.00 | 481.25 | 5,775.00 |
| Holiday Pay Fire | 2,000.00 | 4,000.00 | 333.33 | 4,000.00 |
| Fire Sick Time BB Bonus | 0.00 | 7,250.67 | 2,509.00 | 30,108.00 |
| Overtime- Fire | 3,000.00 | 23,000.00 | 83.33 | 1,000.00 |
| Shift Differential | 5,266.30 | 61,203.35 | 1,666.67 | 20,000.00 |
| Heart and Lung Pay | 0.00 | 0.00 | 200.00 | 2,400.00 |
| Call Back Time | 2,893.50 | 2,893.50 | 0.00 | 0.00 |
| Fire Other Pay | 898.37 | 7,622.39 | 0.00 | 0.00 |
| Office Supplies- Fire | 0.00 | 0.00 | 1,500.00 | 18,000.00 |
| Vehicle Gas & Oil - Fire | 229.79 | 0.00 | 1,000.00 | 12,000.00 |
| Clothing Allowance-Fire | 980.58 | 1,016.65 | 41.67 | 500.00 |
| Vehicle Maintenance-Fire | 0.00 | 7,253.21 | 833.33 | 10,000.00 |
| Maintenance & Repairs-Fire | 476.94 | 12,769.55 | 733.33 | 8,800.00 |
| Materials & Supplies - Fire | 0.00 | 24,440.59 | 1,666.67 | 20,000.00 |
| | 0.00 | 2,413.86 | 666.67 | 8,000.00 |
| | 54.30 | 9,005.67 | 925.00 | 11,100.00 |

For Management Purposes Only

City of Nanticoke
Income Statement
For the Nine Months Ending September 30, 2021

| | Current Month | Year to Date | Current M-T-D | Year to Date |
|---------------------------------|---------------|--------------|---------------|--------------|
| | Budget | Budget | Budget | Budget |
| Major Equipment Purchase-Fire | 0.00 | 1,349.00 | 0.00 | 0.00 |
| Minor Equipment-Fire | 52.00 | 3,156.67 | 0.00 | 2,500.00 |
| Fire Hose & Couplings | 0.00 | 470.21 | 0.00 | 8,000.00 |
| Communication Expense-Fire | 400.10 | 4,402.45 | 0.00 | 500.00 |
| Advertising | 0.00 | 900.00 | 0.00 | 5,500.00 |
| Property Insurance - Fire | 0.00 | 0.00 | 0.00 | 0.00 |
| Worker's Comp Paid Drivers | 4,331.89 | 43,999.61 | 0.00 | 3,500.00 |
| Worker's Comp. Volunteers | 2,508.93 | 25,484.24 | 0.00 | 104,000.00 |
| Vehicle Insurance-Fire | 0.00 | 0.00 | 0.00 | 55,000.00 |
| Firehouse Utilities (Main) | 171.28 | 6,283.05 | 0.00 | 17,000.00 |
| Electric Tower - Fire | 880.53 | 3,752.25 | 0.00 | 8,500.00 |
| Hydrant Rental | 3,361.69 | 32,931.12 | 0.00 | 3,600.00 |
| Utilities-Volunteer Sta | 197.37 | 3,224.31 | 0.00 | 41,000.00 |
| New Hire/Medical Test - Fire | 0.00 | 173.00 | 0.00 | 5,000.00 |
| Fire- Computer Maintenance | 0.00 | 1,822.00 | 0.00 | 0.00 |
| Repairs/Building- Fire | 0.00 | 8,613.09 | 0.00 | 3,000.00 |
| Fire Training | 0.00 | 1,658.36 | 0.00 | 10,000.00 |
| Misc. | 0.00 | 198.60 | 0.00 | 3,200.00 |
| Post Retirement Health - Fire | 1,896.00 | 36,772.56 | 0.00 | 0.00 |
| Volunteer Fire State Aid | 27,228.98 | 27,228.98 | 0.00 | 187,553.00 |
| Repairs to Volunteer Fire Stat | 0.00 | 0.00 | 0.00 | 32,000.00 |
| Major Equip Purchase - Fire | 0.00 | 0.00 | 0.00 | 750.00 |
| Salary - Code Official | 3,344.75 | 7,300.99 | 0.00 | 0.00 |
| Salary - Health Inspector | 0.00 | 20,999.25 | 0.00 | 0.00 |
| Salary - Planning/Zoning/Code | 0.00 | 3,745.00 | 0.00 | 36,000.00 |
| Salary Asst/PT Code Inspector | 0.00 | 33,136.02 | 0.00 | 4,000.00 |
| Salary Electrical Inspector | 975.00 | 12,087.00 | 0.00 | 18,000.00 |
| Code Consultant-BHW | 3,110.25 | 4,962.90 | 0.00 | 0.00 |
| Med Insurance-Code Official | 0.00 | 3,110.25 | 0.00 | 0.00 |
| Life Insurance Code Official | 18.20 | 9,302.37 | 0.00 | 0.00 |
| FICA- Code Department | 251.46 | 72.80 | 0.00 | 0.00 |
| Unemployment Comp Ins -Code | 0.00 | 5,549.74 | 0.00 | 0.00 |
| Office Supplies-Code Official | 306.60 | 0.00 | 0.00 | 4,437.00 |
| Building Codes-Code Official | 0.00 | 2,053.33 | 0.00 | 1,575.00 |
| Vehicle Maintenance - Code | 0.00 | 589.50 | 0.00 | 1,000.00 |
| Materials and Supplies Code | 0.00 | 385.43 | 0.00 | 2,000.00 |
| Vehicle Gasoline - Code | 0.00 | 521.10 | 0.00 | 1,500.00 |
| Computer Expense - Code Offici | 42.25 | 486.07 | 0.00 | 1,200.00 |
| Title Work | 0.00 | 0.00 | 0.00 | 2,000.00 |
| Appraisal | 0.00 | 0.00 | 0.00 | 1,000.00 |
| Communication Code Official | 0.00 | 0.00 | 0.00 | 750.00 |
| Advert & Printing-Code Official | 58.50 | 1,737.14 | 0.00 | 750.00 |
| | 200.00 | 1,751.20 | 0.00 | 2,500.00 |
| | | | | 1,000.00 |

For Management Purposes Only

City of Nanticoke
Income Statement

For the Nine Months Ending September 30, 2021

| | Current Month | Year to Date | Current M-T-D | Year to Date |
|---------------------------------|---------------|--------------|---------------|--------------|
| | | Budget | Budget | Budget |
| Worker's Comp.-Code Official | 33.87 | 0.00 | 0.00 | 939.00 |
| Code Vehicle Ins | 0.00 | 344.04 | 78.25 | 1,000.00 |
| Training, Memberships-Code Off | 104.87 | 0.00 | 83.33 | 1,200.00 |
| General Expense-code | 0.00 | 479.87 | 100.00 | 3,000.00 |
| Code - Plan Review for Permits | 0.00 | 603.00 | 250.00 | 1,000.00 |
| Planning & Zoning Eng & Other | 0.00 | 0.00 | 83.33 | 2,500.00 |
| Planning & Zoning Legal Fees | 420.00 | 3,161.00 | 208.33 | 5,000.00 |
| Planning & Zoning Advertising | 0.00 | 6,141.45 | 416.67 | 2,000.00 |
| Salary & Wages-Public Works | 0.00 | 185.00 | 166.67 | 181,222.00 |
| PW Seasonal Salaries | 10,723.20 | 116,882.88 | 15,101.83 | 5,000.00 |
| Dental Insurance-Pub Works | 1,500.00 | 10,905.00 | 416.67 | 2,116.00 |
| Vision Insurance-Pub Works | 0.00 | 0.00 | 176.33 | 246.00 |
| Medical Insurance-Pub Works | 0.00 | 0.00 | 20.50 | 88,763.00 |
| Life Insurance-Pub Works | 0.00 | 51,389.40 | 7,396.92 | 2,220.00 |
| FICA-Public Works | 148.34 | 1,580.58 | 185.00 | 13,979.00 |
| Unemployment Comp Ins -Pub Work | 1,018.63 | 11,751.31 | 1,164.92 | 2,100.00 |
| Health Care Buy - Public Works | 0.00 | 0.00 | 175.00 | 4,000.00 |
| PW Sick Time Buy Back | 0.00 | 2,000.00 | 333.33 | 0.00 |
| Overtime- Public Works | 1,000.00 | 1,134.04 | 0.00 | 8,000.00 |
| Veh Gas & Oil-Public Works | 351.86 | 9,005.23 | 666.67 | 14,000.00 |
| Clothing Allowance-Public Work | 1,270.90 | 12,173.86 | 1,166.67 | 7,000.00 |
| Road Maintenance Materials | 0.00 | 3,323.29 | 583.33 | 1,500.00 |
| Materials & Supplies -Pub Work | 0.00 | 199.98 | 125.00 | 2,000.00 |
| PW Office Supplies | 349.39 | 3,022.10 | 166.67 | 750.00 |
| Vehicle Repairs - Public Works | 0.00 | 756.67 | 62.50 | 13,000.00 |
| Equip Repairs - Public Works | 650.00 | 4,574.48 | 1,083.33 | 1,000.00 |
| PW Building Maint & Repair | 40.88 | 827.93 | 83.33 | 0.00 |
| Engineering Serv - Public Work | 0.00 | 1,424.23 | 0.00 | 2,000.00 |
| Communication/Phone -Pub Works | 0.00 | 0.00 | 166.67 | 0.00 |
| Worker's Comp. - Public Works | 0.00 | 184.42 | 166.67 | 2,000.00 |
| Veh&Equip Insurance - Pub Work | 1,341.57 | 13,626.46 | 137.50 | 1,650.00 |
| Utilities - Public Works | 0.00 | 0.00 | 1,511.17 | 18,134.00 |
| DPW-Maintenance& Repairs | 290.20 | 4,624.80 | 500.00 | 6,000.00 |
| Emergency Service - Pub Works | 0.00 | 2.73 | 500.00 | 6,000.00 |
| Mechanical Service - Pub Works | 0.00 | 522.95 | 416.67 | 5,000.00 |
| Equipment Rentals - Pub Works | 97.14 | 1,380.46 | 166.67 | 2,000.00 |
| General Expense - Pub Works | 0.00 | 0.00 | 208.33 | 2,500.00 |
| Demolition | 21.55 | 307.04 | 125.00 | 1,500.00 |
| Minor Equipment - Public Works | 0.00 | 583.20 | 291.67 | 3,500.00 |
| Public Works Truck Lease | 89.00 | 923.55 | 4,166.67 | 50,000.00 |
| Vehicle Gas, Oil- Parks | 0.00 | 15,700.61 | 833.33 | 10,000.00 |
| Parks & Rec Board Expense | 0.00 | 35.98 | 1,188.83 | 14,266.00 |
| | 0.00 | 0.00 | 0.00 | 0.00 |
| | 0.00 | 0.00 | 8.33 | 100.00 |

For Management Purposes Only

City of Nanticoke
Income Statement
For the Nine Months Ending September 30, 2021

| | Current Month | Year to Date | Current M-T-D Budget | Year to Date Budget |
|--------------------------------|----------------------|------------------------|----------------------|---------------------|
| Maintenance - Parks & Recreati | 0.00 | 0.00 | | |
| City Sponsored Event Expenses | 0.00 | 0.00 | 41.67 | 500.00 |
| Park Improvements | 0.00 | 32,013.12 | 0.00 | 0.00 |
| Fuel, Light, Water - Park | 0.00 | 235.40 | 0.00 | 0.00 |
| Misc-pubpropparks | 187.23 | 1,692.23 | 225.00 | 2,700.00 |
| Minor Equip-Parks | 0.00 | 0.00 | 41.67 | 500.00 |
| Interfund Transfer Sewer Fund | 0.00 | 369.64 | 83.33 | 1,000.00 |
| Interfund Transfer Refuse | 0.00 | 0.00 | 0.00 | 214,348.00 |
| Liability Insurance | 0.00 | 0.00 | 0.00 | 77,871.00 |
| Misc. Expense | 0.00 | 0.00 | 5,833.33 | 70,000.00 |
| Operating Trnsf | 200.00 | 2,053.98 | 466.17 | 5,590.00 |
| Transfer to Capital Expend. | 0.00 | 0.00 | 11,000.00 | 132,000.00 |
| Transfer to Spec Rev Fund | 0.00 | 0.00 | 6,418.50 | 77,022.00 |
| Total Expenses | 280,229.44 | 3,915,299.88 | 515,440.14 | 6,477,497.00 |
| Net Income | \$ 181,922.68 | \$ 1,049,523.54 | 53,684.62 | 0.00 |

For Management Purposes Only

City of Nanticoke
Income Statement
For the Nine Months Ending September 30, 2021

| Revenues | Current Month | Year to Date | Current M-T-D | Year to Date |
|---------------------------------|---------------|--------------|---------------|--------------|
| | \$ | \$ | Budget | Budget |
| Real Estate - Current | 10,593.42 | 1,476,024.54 | 140,416.67 | 1,685,000.00 |
| Real Estate--Delinquent | 19,870.50 | 194,987.87 | 14,583.33 | 175,000.00 |
| Residence Tax Current | 1,907.60 | 17,421.23 | 1,666.67 | 20,000.00 |
| Residence Tax--Prior Year | 1,011.61 | 11,362.98 | 0.00 | 0.00 |
| Per Capita--Current | 1,907.59 | 17,421.22 | 1,666.67 | 20,000.00 |
| Per Capita--Delinquent | 1,011.61 | 11,363.03 | 0.00 | 0.00 |
| Real Estate Transfer Tax | 8,206.04 | 79,415.42 | 4,666.67 | 56,000.00 |
| Merchantile/Business Privilege | 46,088.00 | 198,409.69 | 10,416.67 | 125,000.00 |
| Current EIT- Act 511 | 55,920.30 | 1,623,949.36 | 251,458.33 | 3,017,500.00 |
| Local Services Tax | 4,249.33 | 43,883.56 | 7,916.67 | 95,000.00 |
| Amusement Tax | 0.00 | 4,700.00 | 383.33 | 4,600.00 |
| Street Vendor Permits | 0.00 | 150.00 | 20.83 | 250.00 |
| Contractor License Income | 350.00 | 3,950.00 | 416.67 | 5,000.00 |
| BYOB Annual Fees | 0.00 | 100.00 | 25.00 | 300.00 |
| Cable Television Tax | 0.00 | 109,623.25 | 12,250.00 | 147,000.00 |
| Dumpster Permit Income | 75.00 | 765.00 | 62.50 | 750.00 |
| Magistrate Fines | 1,588.56 | 18,392.32 | 2,083.33 | 25,000.00 |
| Magistrate Fines/Code Dept | 41.43 | 928.05 | 0.00 | 0.00 |
| State Police Fines | 0.00 | 1,841.89 | 416.67 | 5,000.00 |
| Parking Ticket/Ordinance Viol. | 440.00 | 6,205.50 | 833.33 | 10,000.00 |
| Clerk of Court/Probation Fines | 47.08 | 1,312.71 | 375.00 | 4,500.00 |
| Restitution | 24.63 | 2,835.61 | 166.67 | 2,000.00 |
| Interest Income | 77.93 | 1,545.43 | 566.67 | 6,800.00 |
| Rental Income Dist Judge | 1,500.00 | 13,500.00 | 1,500.00 | 18,000.00 |
| UDAG Income | 0.00 | 0.00 | 25.00 | 300.00 |
| American Rescue Plan Grant | 0.00 | 539,674.46 | 0.00 | 0.00 |
| Liquor Control Board | 0.00 | 2,150.00 | 0.00 | 0.00 |
| Pension -- State Aid | 259,053.26 | 259,053.26 | 283.33 | 3,400.00 |
| Volunteer Fire Company Relief | 27,288.98 | 27,288.98 | 24,750.00 | 297,000.00 |
| Police AG Pay Reimbursement | 0.00 | 0.00 | 32,000.00 | 32,000.00 |
| Police Drug Task Force Reimb | 0.00 | 0.00 | 916.67 | 11,000.00 |
| PILOT | 0.00 | 1,490.66 | 0.00 | 0.00 |
| PILOT LCCC | 0.00 | 22,389.13 | 0.00 | 0.00 |
| POLICE SERVICES HOUSING AGRE | 0.00 | 60.00 | 0.00 | 0.00 |
| Fire Services Agreement/Plym Tp | 0.00 | 0.00 | 0.00 | 0.00 |
| Civil Service Testing Fees | 1,475.00 | 10,525.00 | 2,083.33 | 25,000.00 |
| Zoning/Subdivision/Land Fees | 0.00 | 350.00 | 0.00 | 0.00 |
| Planning Commission | 35.00 | 710.00 | 0.00 | 0.00 |
| Zoning Hearing Fees | 550.00 | 1,300.00 | 416.67 | 5,000.00 |
| Plan Review | 0.00 | 4,025.00 | 83.33 | 1,000.00 |
| Sale of Maps & Publications | 0.00 | 9,020.50 | 83.33 | 1,000.00 |
| | 0.00 | 0.00 | 291.67 | 3,500.00 |
| | 0.00 | 0.00 | 6.25 | 75.00 |

For Management Purposes Only

City of Nanticoke
Income Statement

For the Nine Months Ending September 30, 2021

| | Current Month | Year to Date | Current M-T-D | Year to Date |
|--------------------------------|---------------|--------------|---------------|--------------|
| | | Budget | Budget | Budget |
| Office Supplies- Executive | 0.00 | 503.47 | 0.00 | 200.00 |
| Professional Fees- Executive | 0.00 | 1,696.67 | 0.00 | 250.00 |
| Transportation & Travel- Exec | 0.00 | 0.00 | 0.00 | 250.00 |
| Insurance E&O - Executive | 0.00 | 0.00 | 0.00 | 7,400.00 |
| Dues & Memberships- Executive | 0.00 | 1,330.00 | 0.00 | 4,500.00 |
| Meetings & Conferences- Exec | 0.00 | 222.35 | 0.00 | 500.00 |
| Salary-City Administrator | 3,928.96 | 37,044.48 | 0.00 | 72,773.00 |
| Vision Insurance-Admin | 0.00 | 0.00 | 0.00 | 136.00 |
| Health/Hospital Insurance-Admi | 0.00 | 315.28 | 0.00 | 0.00 |
| Life Insurance- Administrator | 69.99 | 629.91 | 0.00 | 555.00 |
| FICA- Administrator | 496.30 | 4,427.57 | 0.00 | 5,567.00 |
| Unemployment Comp Ins -Admin | 0.00 | 0.00 | 0.00 | 525.00 |
| Health Care Buyout - Admin | 0.00 | 3,000.00 | 0.00 | 4,000.00 |
| Office Supplies- Admin | 1,000.00 | 1,407.14 | 0.00 | 500.00 |
| Admin Computer | 88.99 | 1,632.00 | 0.00 | 1,250.00 |
| Communication/Phone- Admin | 0.00 | 711.87 | 0.00 | 350.00 |
| Transportation & Travel- Admin | 0.00 | 0.00 | 0.00 | 1,000.00 |
| Advertising, Printing- Admin | 0.00 | 0.00 | 0.00 | 250.00 |
| Workers Compensation-Admin | 14.93 | 136.67 | 0.00 | 1,000.00 |
| Dues,Subscrips &Members-Admin | 0.00 | 0.00 | 0.00 | 500.00 |
| Meetings & Conferences, Admin | 0.00 | 0.00 | 0.00 | 750.00 |
| Admin- Minor Equipment | 0.00 | 450.26 | 0.00 | 0.00 |
| Salary- Finance Director | 4,132.84 | 37,402.20 | 0.00 | 55,658.00 |
| Salaries Fin. Coor&Admin.Asst. | 1,756.00 | 14,739.44 | 0.00 | 45,540.00 |
| Salary Open Records | 160.00 | 1,448.00 | 0.00 | 2,080.00 |
| Dental Insurance- Finance | 0.00 | 0.00 | 0.00 | 1,826.00 |
| Vision Insurance- Finance | 0.00 | 0.00 | 0.00 | 272.00 |
| Health/Hospital Ins- Finance | 0.00 | 50,178.76 | 0.00 | 73,156.00 |
| Life Insurance- Finance | 96.00 | 864.00 | 0.00 | 1,110.00 |
| FICA- Finance | 579.11 | 5,791.25 | 0.00 | 7,742.00 |
| Unemployment Comp Ins -Finance | 0.00 | 0.00 | 0.00 | 1,050.00 |
| Office Supplies- Finance | 278.03 | 3,437.53 | 0.00 | 3,500.00 |
| Payroll Service - Finance | 393.97 | 4,141.02 | 0.00 | 5,700.00 |
| City Audit - Finance | 0.00 | 5,000.00 | 0.00 | 19,200.00 |
| Bank Charges - Finance | 0.00 | 0.00 | 0.00 | 100.00 |
| Communication/Phone- Finance | 0.00 | 711.88 | 0.00 | 4,700.00 |
| Transport & Travel- Finance | 0.00 | 0.00 | 0.00 | 500.00 |
| Advertising, Printing- Finance | 0.00 | 0.00 | 0.00 | 500.00 |
| Surety and Fidelity-Finance | 0.00 | 0.00 | 0.00 | 2,800.00 |
| Workers Compensation- Finance | 14.93 | 168.88 | 0.00 | 1,391.00 |
| Dues,Subscrips,&Member-Finance | 0.00 | 2,695.99 | 0.00 | 500.00 |
| Meetings & Conferences-Finance | 0.00 | 0.00 | 0.00 | 500.00 |

For Management Purposes Only

City of Nanticoke
Income Statement
For the Nine Months Ending September 30, 2021

| | Current Month | Year to Date | Current M-T-D | Year to Date |
|--------------------------------|---------------|--------------|---------------|--------------|
| | | | Budget | Budget |
| NonUniform Pension MMO Finance | 0.00 | 20.00 | 5,875.33 | 70,504.00 |
| Minor Equipment-Finance | 0.00 | 2,973.96 | 62.50 | 750.00 |
| Salary- Treasurer Clerical | 3,500.80 | 31,682.24 | 3,734.92 | 44,819.00 |
| Dental Insurance- Treasurer | 0.00 | 0.00 | 24.08 | 289.00 |
| Vision Insurance-Treasurer | 0.00 | 0.00 | 4.58 | 55.00 |
| Medical Insurance-Treasurer | 0.00 | 16,050.27 | 1,300.58 | 15,607.00 |
| Life Insurance-Treasurer | 47.77 | 429.93 | 46.25 | 555.00 |
| FICA-Treasurer | 259.27 | 2,592.79 | 285.75 | 3,429.00 |
| Unemployment Comp Ins -Treas | 0.00 | 0.00 | 43.75 | 525.00 |
| Office Supplies-Treasurer | 0.00 | 854.42 | 62.50 | 750.00 |
| Minor Equipment- Treasurer | 0.00 | 0.00 | 41.67 | 500.00 |
| Berkheimer EIT Commission | 837.30 | 34,935.82 | 3,333.33 | 40,000.00 |
| Berkheimer Other Commission | 755.06 | 4,299.82 | 500.00 | 6,000.00 |
| Per Capita TaxBill - Treasurer | 0.00 | 16,039.18 | 458.33 | 5,500.00 |
| Tax Collection Fees | 0.00 | 0.00 | 1,041.67 | 12,500.00 |
| Printing&Advertising-Treasurer | 0.00 | 0.00 | 104.17 | 1,250.00 |
| Surety & Fidelity Bond -Treasu | 0.00 | 0.00 | 133.33 | 1,600.00 |
| Worker's Comp- Treasurer | 0.00 | 0.00 | 51.25 | 615.00 |
| Dues and Memberships-Treasurer | 0.00 | 0.00 | 8.33 | 100.00 |
| City Solicitor Retainer -Legal | 850.00 | 7,650.00 | 850.00 | 10,200.00 |
| Solicitor Hourly - Legal Capit | 4,838.50 | 25,778.50 | 0.00 | 0.00 |
| Solicitor Hourly - Legal | 0.00 | 10,052.35 | 4,166.67 | 50,000.00 |
| Solicitor Labor Counsel -Legal | 3,626.00 | 12,460.98 | 833.33 | 10,000.00 |
| Solicitor Labor Hourly | 0.00 | 3,220.00 | 0.00 | 0.00 |
| Legal Enviro | 0.00 | 0.00 | 208.33 | 2,500.00 |
| Conflict Council | 0.00 | 0.00 | 41.67 | 500.00 |
| Salary - City Clerk | 384.62 | 3,480.81 | 416.67 | 5,000.00 |
| FICA- Clerk | 29.43 | 294.21 | 31.92 | 383.00 |
| Unemployment- Clerk | 0.00 | 0.00 | 25.00 | 300.00 |
| Office Supplies- Clerk | 0.00 | 0.00 | 20.83 | 250.00 |
| City Hall Supplies - Clerk | 0.00 | 0.00 | 8.33 | 100.00 |
| Ordinance Codification-Clerk | 0.00 | 0.00 | 276.25 | 3,315.00 |
| Advertising/Printing- Clerk | 142.50 | 1,644.27 | 233.33 | 2,800.00 |
| Workers Compensation-Clerk | 14.93 | 134.30 | 5.75 | 69.00 |
| Dues, Subscrips,&Members-Clerk | 0.00 | 995.00 | 20.83 | 250.00 |
| Other Admin - SPCA Fees | 0.00 | 4,604.60 | 291.67 | 3,500.00 |
| Architect& Engineer - Pub Prop | 0.00 | 3,867.50 | 2,916.67 | 35,000.00 |
| Salary Cleaning - Public Prop | 540.00 | 5,011.00 | 1,500.00 | 18,000.00 |
| FICA- Public Prop | 41.31 | 421.90 | 114.75 | 1,377.00 |
| Unemploy Comp - Public Prop | 0.00 | 0.00 | 9.50 | 114.00 |
| Materials&Supplies-Public Prop | 237.21 | 9,940.81 | 333.33 | 4,000.00 |
| Common Exp Water/Shred Pub Pro | 44.85 | 670.99 | 108.33 | 1,300.00 |

For Management Purposes Only

City of Nanticoke
Income Statement

For the Nine Months Ending September 30, 2021

| | Current Month | Year to Date | Current M-T-D | Year to Date |
|---------------------------------|---------------|--------------|---------------|--------------|
| | | | Budget | Budget |
| Computer Expense -Public Prope | 0.00 | 2,720.48 | 0.00 | 0.00 |
| Fire Alarm Install/Monitoring | 25.00 | 209.00 | 0.00 | 2,500.00 |
| Telephone - Public Property | 695.79 | 4,825.83 | 0.00 | 300.00 |
| Postage - Public Property | 0.00 | 1,598.94 | 0.00 | 2,000.00 |
| Copier - Public Property | 0.00 | 0.00 | 0.00 | 2,500.00 |
| Worker's Comp -Public Prop | 14.93 | 151.59 | 0.00 | 1,500.00 |
| Utilities City Hall - Pub Prop | 2,011.73 | 31,054.99 | 0.00 | 230.00 |
| Utilities - Public Property | (104.50) | 6,596.62 | 0.00 | 50,000.00 |
| Property Maintenance - Pub Prop | 1,114.57 | 18,384.57 | 0.00 | 13,000.00 |
| Postage Meter Lease & Supplies | 0.00 | 0.00 | 0.00 | 18,000.00 |
| Safety Committee | 0.00 | 0.00 | 0.00 | 1,200.00 |
| Misc. General | 0.00 | 0.00 | 0.00 | 250.00 |
| Cleaning - Public Property | 1,100.00 | 327.37 | 0.00 | 0.00 |
| Minor Equip - Public Property | 0.00 | 15,646.92 | 0.00 | 3,000.00 |
| Salary- Police Chief | 6,499.20 | 1,075.99 | 0.00 | 500.00 |
| Salary - Patrol Officers | 45,837.76 | 58,142.55 | 0.00 | 87,293.00 |
| Part-Time Police Earnings | 0.00 | 473,020.95 | 0.00 | 810,220.00 |
| Salary Admin Asst.- Police | 3,500.80 | 2,551.50 | 0.00 | 20,000.00 |
| Dental Insurance-Police | 0.00 | 31,682.24 | 0.00 | 45,394.00 |
| Vision Insurance-Police | 0.00 | 0.00 | 0.00 | 10,624.00 |
| Medical Insurance-Police | 0.00 | 0.00 | 0.00 | 1,606.00 |
| Life Insurance-Police | 266.63 | 288,586.32 | 0.00 | 508,090.00 |
| Pension MMO - Police | 0.00 | 2,547.55 | 0.00 | 3,747.00 |
| Fica/Medicare-Police Officers | 1,200.61 | 0.00 | 0.00 | 419,996.00 |
| Unemployment Comp Ins- Police | 0.00 | 11,334.20 | 0.00 | 15,763.00 |
| FICA/Medicare Clerical -Police | 264.85 | 0.00 | 0.00 | 7,875.00 |
| Health Care Buy Out Police | 1,000.00 | 2,608.95 | 0.00 | 3,473.00 |
| Holiday Pay Police | 0.00 | 3,000.00 | 0.00 | 4,000.00 |
| Personal Day Pay Police | 0.00 | 40,583.16 | 0.00 | 46,602.00 |
| Police Vacation Pay | 0.00 | (1,297.92) | 0.00 | 2,900.00 |
| Police Sick Time Bonus | 1,000.00 | 5,574.32 | 0.00 | 0.00 |
| Police Overtime | 19,990.55 | 9,297.92 | 0.00 | 250.00 |
| Police Clerical-Police | 57.44 | 95,341.20 | 0.00 | 70,000.00 |
| Police Court Pay | 1,493.05 | 57.44 | 0.00 | 0.00 |
| Other Pay | 0.00 | 9,279.66 | 0.00 | 0.00 |
| Heart and Lung Pay | 8,627.28 | 0.00 | 0.00 | 25,000.00 |
| Police AG Pay | 0.00 | 13,835.28 | 0.00 | 24,000.00 |
| Office Supplies-Police | 186.85 | 932.33 | 0.00 | 0.00 |
| Gas, Oil &Operating Exp-Police | 1,307.24 | 3,356.99 | 0.00 | 15,000.00 |
| Clothing Allowance-Police | 0.00 | 13,099.59 | 0.00 | 4,000.00 |
| Uniform Replacement | 497.78 | 9,990.25 | 0.00 | 20,000.00 |
| Reserve Officer Uniforms | 0.00 | 3,266.11 | 0.00 | 10,400.00 |
| | | 0.00 | 0.00 | 750.00 |
| | | 0.00 | 583.33 | 7,000.00 |

For Management Purposes Only

City of Nanticoke
Income Statement
For the Nine Months Ending September 30, 2021

| | Current Month | Year to Date | Current M-T-D | Year to Date |
|--------------------------------|---------------|--------------|---------------|--------------|
| | | | Budget | Budget |
| Vehicle Maintenance-Police | 314.04 | 17,565.65 | 833.33 | 10,000.00 |
| Materials & Supplies-Police | 530.50 | 9,566.99 | 500.00 | 6,000.00 |
| Supplies Ammunition - Police | 0.00 | 0.00 | 166.67 | 2,000.00 |
| Computer Expense - Police | 159.00 | 11,735.90 | 500.00 | 6,000.00 |
| Communication Exp - Police | 440.10 | 5,645.52 | 833.33 | 10,000.00 |
| Membership/Advertise Police | 0.00 | 0.00 | 41.67 | 500.00 |
| Worker's Comp-Police | 6,511.52 | 66,138.24 | 7,875.08 | 94,501.00 |
| Vehicle Insurance-Police | 0.00 | 0.00 | 750.00 | 9,000.00 |
| Electric Expense - Police | 0.00 | 0.00 | 300.00 | 3,600.00 |
| Medical Testing - Police | 604.00 | 604.00 | 125.00 | 1,500.00 |
| Equipment Maintenance - Police | 0.00 | 192.00 | 83.33 | 1,000.00 |
| Training-Police | 0.00 | 0.00 | 83.33 | 1,000.00 |
| Drug& Alcohol Test Fees-Police | 85.00 | 2,225.00 | 416.67 | 5,000.00 |
| Misc. | 0.00 | 38.00 | 41.67 | 500.00 |
| Post Retirement Health - Polic | 1,230.90 | 69,949.86 | 15,332.25 | 183,987.00 |
| Minor Equipment - Police | 1,875.00 | 16,634.13 | 666.67 | 8,000.00 |
| Police Vehicle Lease | 0.00 | 18,895.57 | 3,125.00 | 37,500.00 |
| Salary Fire Chief | 6,225.60 | 45,005.44 | 6,097.25 | 73,167.00 |
| Salary Firefighters | 44,132.70 | 411,233.81 | 53,817.33 | 645,808.00 |
| Salary - Part Time Firefighter | 339.50 | 2,585.00 | 666.67 | 8,000.00 |
| Salary Deputy Chief | 0.00 | 0.00 | 208.33 | 2,500.00 |
| Dental Insurance-Fire | 0.00 | 0.00 | 605.08 | 7,261.00 |
| Vision Insurance-Fire | 0.00 | 0.00 | 93.08 | 1,117.00 |
| Medical Insurance-Fire | 0.00 | 298,970.01 | 28,734.08 | 344,809.00 |
| Life Insurance-Fire | 287.79 | 2,383.08 | 564.58 | 6,775.00 |
| Pension MMO - Fire | 0.00 | 0.00 | 15,697.08 | 188,365.00 |
| FICA- Fire | 4,847.18 | 48,229.23 | 4,936.75 | 59,241.00 |
| Unemployment Comp Ins -Fire | 0.00 | 0.00 | 481.25 | 5,775.00 |
| Health Care Buy Out-Fire | 2,000.00 | 4,000.00 | 333.33 | 4,000.00 |
| Holiday Pay Fire | 0.00 | 7,250.67 | 2,509.00 | 30,108.00 |
| Fire Sick Time BB Bonus | 3,000.00 | 23,000.00 | 83.33 | 1,000.00 |
| Overtime- Fire | 5,266.30 | 61,203.35 | 1,666.67 | 20,000.00 |
| Shift Differential | 0.00 | 0.00 | 200.00 | 2,400.00 |
| Heart and Lung Pay | 2,893.50 | 2,893.50 | 0.00 | 0.00 |
| Call Back Time | 898.37 | 7,622.39 | 1,500.00 | 18,000.00 |
| Fire Other Pay | 0.00 | 0.00 | 1,000.00 | 12,000.00 |
| Office Supplies- Fire | 229.79 | 0.00 | 41.67 | 500.00 |
| Vehicle Gas & Oil - Fire | 980.58 | 1,016.65 | 833.33 | 10,000.00 |
| Clothing Allowance-Fire | 0.00 | 7,253.21 | 733.33 | 8,800.00 |
| Vehicle Maintenance-Fire | 476.94 | 12,769.55 | 1,666.67 | 20,000.00 |
| Maintenance & Repairs-Fire | 0.00 | 24,440.59 | 666.67 | 8,000.00 |
| Materials & Supplies - Fire | 54.30 | 2,413.86 | 925.00 | 11,100.00 |
| | | 9,005.67 | | |

For Management Purposes Only

City of Nanticoke
Income Statement
For the Nine Months Ending September 30, 2021

| | Current Month | Year to Date | Current M-T-D Budget | Year to Date Budget |
|---------------------------------|---------------|--------------|----------------------|---------------------|
| Major Equipment Purchase-Fire | 0.00 | 1,349.00 | 0.00 | 0.00 |
| Minor Equipment-Fire | 52.00 | 3,156.67 | 0.00 | 2,500.00 |
| Fire Hose & Couplings | 0.00 | 470.21 | 0.00 | 8,000.00 |
| Communication Expense-Fire | 400.10 | 4,402.45 | 0.00 | 500.00 |
| Advertising | 0.00 | 900.00 | 0.00 | 5,500.00 |
| Property Insurance - Fire | 0.00 | 0.00 | 0.00 | 0.00 |
| Worker's Comp Paid Drivers | 4,331.89 | 43,999.61 | 0.00 | 3,500.00 |
| Worker's Comp. Volunteers | 2,508.93 | 25,484.24 | 0.00 | 104,000.00 |
| Vehicle Insurance-Fire | 0.00 | 0.00 | 0.00 | 55,000.00 |
| Firehouse Utilities (Main) | 171.28 | 6,283.05 | 0.00 | 17,000.00 |
| Electric Tower - Fire | 880.53 | 3,752.25 | 0.00 | 8,500.00 |
| Hydrant Rental | 3,361.69 | 32,931.12 | 0.00 | 3,600.00 |
| Utilities-Volunteer Sta | 197.37 | 3,224.31 | 0.00 | 41,000.00 |
| New Hire/Medical Test - Fire | 0.00 | 173.00 | 0.00 | 5,000.00 |
| Fire- Computer Maintenance | 0.00 | 1,822.00 | 0.00 | 0.00 |
| Repairs/Building- Fire | 0.00 | 8,613.09 | 0.00 | 3,000.00 |
| Fire Training | 0.00 | 1,658.36 | 0.00 | 10,000.00 |
| Misc. | 0.00 | 198.60 | 0.00 | 3,200.00 |
| Post Retirement Health - Fire | 1,896.00 | 36,772.56 | 0.00 | 0.00 |
| Volunteer Fire State Aid | 27,228.98 | 27,228.98 | 0.00 | 187,553.00 |
| Repairs to Volunteer Fire Stat | 0.00 | 0.00 | 0.00 | 32,000.00 |
| Major Equip Purchase - Fire | 0.00 | 0.00 | 0.00 | 750.00 |
| Salary - Code Official | 0.00 | 7,300.99 | 0.00 | 0.00 |
| Salary - Health Inspector | 3,344.75 | 20,999.25 | 0.00 | 0.00 |
| Salary - Planning/Zoning/Code | 0.00 | 3,745.00 | 0.00 | 36,000.00 |
| Salary Asst/PT Code Inspector | 0.00 | 33,136.02 | 0.00 | 4,000.00 |
| Salary Electrical Inspector | 0.00 | 12,087.00 | 0.00 | 18,000.00 |
| Code Consultant-BHW | 975.00 | 4,962.90 | 0.00 | 0.00 |
| Med Insurance-Code Official | 3,110.25 | 3,110.25 | 0.00 | 0.00 |
| Life Insurance Code Official | 0.00 | 9,302.37 | 0.00 | 0.00 |
| FICA- Code Department | 18.20 | 72.80 | 0.00 | 0.00 |
| Unemployment Comp Ins -Code | 251.46 | 5,549.74 | 0.00 | 0.00 |
| Office Supplies-Code Official | 0.00 | 0.00 | 0.00 | 0.00 |
| Building Codes-Code Official | 306.60 | 2,053.33 | 0.00 | 4,437.00 |
| Vehicle Maintenance - Code | 0.00 | 589.50 | 0.00 | 1,575.00 |
| Materials and Supplies Code | 0.00 | 385.43 | 0.00 | 1,000.00 |
| Vehicle Gasoline - Code | 0.00 | 521.10 | 0.00 | 2,000.00 |
| Computer Expense - Code Offici | 42.25 | 486.07 | 0.00 | 1,500.00 |
| Title Work | 0.00 | 0.00 | 0.00 | 1,200.00 |
| Appraisal | 0.00 | 0.00 | 0.00 | 2,000.00 |
| Communication Code Official | 0.00 | 0.00 | 0.00 | 1,000.00 |
| Advert & Printing-Code Official | 58.50 | 1,737.14 | 0.00 | 750.00 |
| | 200.00 | 1,751.20 | 0.00 | 750.00 |
| | | | 208.33 | 2,500.00 |
| | | | 83.33 | 1,000.00 |

For Management Purposes Only

City of Nanticoke
Income Statement
For the Nine Months Ending September 30, 2021

| | Current Month | Year to Date | Current M-T-D | Year to Date |
|---------------------------------|---------------|--------------|---------------|--------------|
| | | Budget | Budget | Budget |
| Worker's Comp.-Code Official | 33.87 | 0.00 | 0.00 | 939.00 |
| Code Vehicle Ins | 0.00 | 344.04 | 0.00 | 0.00 |
| Training, Memberships-Code Off | 104.87 | 0.00 | 0.00 | 83.33 |
| General Expense-code | 0.00 | 479.87 | 0.00 | 1,000.00 |
| Code - Plan Review for Permits | 0.00 | 603.00 | 0.00 | 250.00 |
| Planning & Zoning Eng & Other | 0.00 | 0.00 | 0.00 | 83.33 |
| Planning & Zoning Legal Fees | 420.00 | 3,161.00 | 0.00 | 208.33 |
| Planning & Zoning Advertising | 0.00 | 6,141.45 | 0.00 | 416.67 |
| Salary & Wages-Public Works | 10,723.20 | 185.00 | 0.00 | 166.67 |
| PW Seasonal Salaries | 1,500.00 | 116,882.88 | 0.00 | 15,101.83 |
| Dental Insurance-Pub Works | 0.00 | 10,905.00 | 0.00 | 416.67 |
| Vision Insurance-Pub Works | 0.00 | 0.00 | 0.00 | 176.33 |
| Medical Insurance-Pub Works | 0.00 | 0.00 | 0.00 | 20.50 |
| Life Insurance-Pub Works | 148.34 | 51,389.40 | 0.00 | 7,396.92 |
| FICA-Public Works | 1,018.63 | 1,580.58 | 0.00 | 185.00 |
| Unemployment Comp Ins -Pub Work | 0.00 | 11,751.31 | 0.00 | 1,164.92 |
| Health Care Buy - Public Works | 0.00 | 0.00 | 0.00 | 175.00 |
| PW Sick Time Buy Back | 1,000.00 | 2,000.00 | 0.00 | 333.33 |
| Overtime- Public Works | 351.86 | 1,134.04 | 0.00 | 0.00 |
| Veh Gas & Oil-Public Works | 1,270.90 | 9,005.23 | 0.00 | 666.67 |
| Clothing Allowance-Public Work | 0.00 | 12,173.86 | 0.00 | 1,166.67 |
| Road Maintenance Materials | 0.00 | 3,323.29 | 0.00 | 583.33 |
| Materials & Supplies -Pub Work | 349.39 | 199.98 | 0.00 | 125.00 |
| PW Office Supplies | 0.00 | 3,022.10 | 0.00 | 166.67 |
| Vehicle Repairs - Public Works | 650.00 | 756.67 | 0.00 | 62.50 |
| Equip Repairs - Public Works | 40.88 | 4,574.48 | 0.00 | 1,083.33 |
| PW Building Maint & Repair | 0.00 | 827.93 | 0.00 | 83.33 |
| Engineering Serv - Public Work | 0.00 | 1,424.23 | 0.00 | 0.00 |
| Communication/Phone -Pub Works | 0.00 | 0.00 | 0.00 | 0.00 |
| Worker's Comp. - Public Works | 1,341.57 | 184.42 | 0.00 | 166.67 |
| Veh&Equip Insurance - Pub Work | 0.00 | 13,626.46 | 0.00 | 137.50 |
| Utilities - Public Works | 290.20 | 0.00 | 0.00 | 1,511.17 |
| DPW-Maintenance& Repairs | 0.00 | 4,624.80 | 0.00 | 500.00 |
| Emergency Service - Pub Works | 0.00 | 2.73 | 0.00 | 500.00 |
| Mechanical Service - Pub Works | 97.14 | 522.95 | 0.00 | 416.67 |
| Equipment Rentals - Pub Works | 0.00 | 1,380.46 | 0.00 | 166.67 |
| General Expense - Pub Works | 21.55 | 0.00 | 0.00 | 208.33 |
| Demolition | 89.00 | 307.04 | 0.00 | 125.00 |
| Minor Equipment - Public Works | 0.00 | 583.20 | 0.00 | 291.67 |
| Public Works Truck Lease | 0.00 | 923.55 | 0.00 | 4,166.67 |
| Vehicle Gas, Oil- Parks | 0.00 | 15,700.61 | 0.00 | 833.33 |
| Parks & Rec Board Expense | 0.00 | 35.98 | 0.00 | 1,188.83 |
| | 0.00 | 0.00 | 0.00 | 0.00 |
| | | 0.00 | 0.00 | 100.00 |

For Management Purposes Only

City of Nanticoke
Income Statement

For the Nine Months Ending September 30, 2021

| | Current Month | Year to Date | Current M-T-D Budget | Year to Date Budget |
|----------------------------------|----------------------|------------------------|----------------------|---------------------|
| Maintenance - Parks & Recreation | 0.00 | 0.00 | 0.00 | 0.00 |
| City Sponsored Event Expenses | 0.00 | 32,013.12 | 41.67 | 500.00 |
| Park Improvements | 0.00 | 235.40 | 0.00 | 0.00 |
| Fuel, Light, Water - Park | 187.23 | 1,692.23 | 0.00 | 0.00 |
| Misc-pubpropparks | 0.00 | 0.00 | 225.00 | 2,700.00 |
| Minor Equip-Parks | 0.00 | 369.64 | 41.67 | 500.00 |
| Interfund Transfer Sewer Fund | 0.00 | 0.00 | 83.33 | 1,000.00 |
| Interfund Transfer Refuse | 0.00 | 0.00 | 0.00 | 214,348.00 |
| Liability Insurance | 0.00 | 0.00 | 0.00 | 77,871.00 |
| Misc. Expense | 200.00 | 0.00 | 5,833.33 | 70,000.00 |
| Operating Trnsf | 0.00 | 2,053.98 | 466.17 | 5,590.00 |
| Transfer to Capital Expend. | 0.00 | 0.00 | 11,000.00 | 132,000.00 |
| Transfer to Spec Rev Fund | 0.00 | 539,674.46 | 6,418.50 | 77,022.00 |
| Total Expenses | 280,229.44 | 3,915,299.88 | 515,440.14 | 6,477,497.00 |
| Net Income | \$ 181,922.68 | \$ 1,049,523.54 | 53,684.62 | 0.00 |

For Management Purposes Only

City of Nanticoke

Cash on Hand

10/20/2021

| | |
|---------------------------------|----------------|
| General Fund-M&T Checking | \$3,215,709.30 |
| General Fund Money Market | \$2,579,335.09 |
| Payroll Account | \$0 |
| Police Equipment Fund | \$84,408.44 |
| M&T Flex Spending | \$5,981.13 |
| Petty Cash – Admin | \$100.00 |
| Refuse Account | \$424,748.27 |
| Sewer Account M&T | \$719,179.74 |
| Sewer Account Pligit | \$573,804.83 |
| Act 98 Escrow Acct | \$23,584.31 |
| Cash – Pligit – Ecollect | \$9,400.20 |
| Special Revenue Acct | \$1,063,207.86 |
| Fire Equipment Grant – FNB | \$450.99 |
| Demolition M&T | \$29,998.00 |
| Fire Truck Capital | \$310.24 |
| American Rescue Plan Grant Acct | \$539,677.41 |
| Debt Service Fund | \$701,737.28 |
| PIB Loan Account | \$80.94 |
| Highway Aid – Liquid fuels | \$393,207.70 |
| CDBG Accounts | \$189,237.57 |