

NANTICOKE CITY POLICE DEPARTMENT
NANTICOKE, PENNSYLVANIA

Office of the Chief of Police
Monthly Report of Activities
December 2021

Total Incidents in December..... 395


Total Incidents in 2021.....5,461

Incident Listing By Type is attached	
Activity	Number
Traffic Violations and Citations Issued	29
Non-Traffic Citations Issued	21
Parking Tickets Issued	43
Written Warnings Issued	7
Abandoned Vehicles Removed	12
Motor Vehicle Accidents	19
Criminal Arrests	Counts
Abandoned Vehicle	2
Assault	3
Criminal Mischief	2
Disorderly Conduct	5
Dog Ordinance Violation	2
Harassment	17
Loitering and Prowling	1
Protection from Abuse Violations	4
Receiving Stolen Property	1
Resisting Arrest	1
Theft	1
Trespassing	1
Total Criminal Arrests	40

Monthly Patrol Mileage		Total Mileage on Vehicle
Car # 4	425	19,861
Car # 5	454	58,435
Car # 6	889	9,210
Car # 8	506	87,820
Car # 9	867	71,305
Car # 10	1,336	32,756

Total Patrol Mileage.... 4,477

Respectfully Submitted,



Michael Roke
Chief of Police


NANTICOKE CITY POLICE DEPARTMENT
Nanticoke, Pennsylvania

Police Chief's Report
Cash and Checks Received

December 2021 Checks/Cash/Credit

December 2021 Magistrate's Report Nanticoke	\$	996.13
December 2021 Parking Tickets Nanticoke	\$	915.00
December 2021 Police Reports	\$	285.00
December 2021 Signs	\$	200.00
December 2021 Alarm Fees	\$	30.00
December 2021 Luzerne County Probation (Fines)	\$	84.15
December 2021 Luzerne County Probation (Restitution)	\$	133.63

Total \$ 2,643.91



Michael Roke
Chief of Police

2021 Police

<u>Month</u>	<u>Magistrate's</u> <u>Checks</u>	<u>Parking</u> <u>Tickets</u>	<u>Police</u> <u>Reports</u>	<u>Street</u> <u>Signs</u>	<u>Alarm</u> <u>Fees</u>	<u>Luz Co</u> <u>Fines</u>	<u>Luz Co.</u> <u>Reimbur</u>	<u>Misc.</u>	<u>Monthly</u> <u>Total</u>
January	\$1,052.20	\$915.00	\$390.00	\$100.00	\$20.00	\$0.00	\$262.31		\$2,739.51
February	\$1,891.09	\$660.00	\$400.00	\$200.00	\$90.00	\$463.26	\$706.39		\$4,410.74
March	\$1,304.61	\$1,115.00	\$375.00	\$1,000.00	\$60.00	\$376.16	\$33.56		\$4,264.33
April	\$2,374.78	\$835.50	\$330.00	\$700.00	\$71.00	\$0.00	\$1,382.73		\$5,694.01
May	\$3,150.79	\$630.00	\$210.00	\$100.00	\$80.00	\$1,074.73	\$60.26		\$5,305.78
June	\$2,043.45	\$580.00	\$615.00	\$100.00	\$340.00	\$11.35	\$270.26		\$3,960.06
July	\$2,266.51	\$385.00	\$120.00	\$500.00	\$50.00	\$56.02	\$40.11		\$3,417.64
August	\$1,645.60	\$610.00	\$255.00	\$700.00	\$10.00	\$358.84	\$33.86		\$3,613.30
September	\$1,588.56	\$665.00	\$180.00	\$1,200.00	\$130.00	\$47.08	\$24.63		\$3,835.27
October	\$1,253.61	\$615.00	\$285.00	\$100.00	\$30.00	\$64.19	\$116.62		\$2,464.42
November	\$1,084.35	\$345.00	\$255.00	\$600.00	\$10.00	\$149.00	\$150.18		\$2,593.53
December	\$996.13	\$915.00	\$285.00	\$200.00	\$30.00	\$84.15	\$133.63		\$2,643.91
Totals	\$20,651.68	\$8,270.50	\$3,700.00	\$5,500.00	\$921.00	\$2,684.78	\$3,214.54	\$0.00	\$44,942.50

Year
To Date 2021
\$44,942.50

Calls for Service - by UCR Code
 Incidents Reported Between 12/01/2021 and 12/31/2021



All Municipalities

Code	Description	Primary Count	Secondary UCR Count		
			Code 2	Code 3	Code 4
0617	THEFT-\$200 & OVER-FROM BUILDINGS	1			
0619	THEFT-\$200 & OVER-ALL OTHER	2			
0623	THEFT-\$50 TO \$200-RETAIL THEFT	1			
0624	THEFT-\$50 TO \$200-FROM AUTO (EXCPT 0625)	1			
0629	THEFT-\$50 TO \$200-ALL OTHER	1			
0633	THEFT-UNDER \$50-RETAIL THEFT	1			
0637	THEFT - UNDER \$50 - FROM BUILDINGS	1			
0639	THEFT-UNDER \$50-ALL OTHER	1			
0649	THEFT-ATTEMPTED-ALL OTHER	1			
0690	THEFT-REPORTS	2			
0712	M.V.THEFT-STREET - RESIDENTIAL AREA	2			
0810	SIMPLE PHYSICAL ASSAULTS	3			
1100	FRAUD	4			
1110	WORTHLESS CHECKS	1			
1140	UNAUTHORIZED USE OF A MV	0	1		
1410	CRIMINAL MISCHIEF TO AUTOMOBILES	5			
1420	CRIMINAL MISCHIEF TO PUBLIC BUILDINGS	2			
1440	CRIMINAL MISCHIEF - ALL OTHER	2	1		
1511	WEAPONS - USE - FIREARMS	1			
1532	WEAPONS - POSSESSION - KNIFE	0	1		
1841	NARCOTICS-USE-MORPHINE, HEROIN,CODIENEC	1			
1844	NARCOTICS-USE-OTHER DANGEROUS	2			
1890	NARCOTICS - REPORTS	1	1		
2020	OFFENSES AGAINST FAMILY-CHILD ABUSE	2			
2112	DRIVE UNDER INFLUENCE-ALCOHOL-IMPAIRED	1			
2300	PUBLIC DRUNKENESS	1	1		
2400	DISORDERLY CONDUCT	11			
2420	DISORDERLY CONDUCT-PUBLIC PLACES	3			
2440	DISORDERLY CONDUCT-DISTURBING THE PEACE	7			
2450	HARASSMENT	17	3		
2480	DISORDERLY CONDUCT-ALL OTHERS	1			
2491	FIREWORKS	1			
2500	LOITERING/PROWLING (AT NIGHT)	0		1	
2600	ALL OTHER CRIMES CODE VIOLATIONS	1		1	
2610	BLACKMAIL & EXTORION	1			
2632	LITTERING	1			
2635	ALL OTHERS-BUILDING CODE(ORDINANCE VIO.)	2			
2636	ALL OTHERS-HOUSING CODE(ORDINANCE VIO.)	1			
2647	ALL OTHERS - PROTECTIVE ORDERS	14	2		
2656	ALL OTHER - THREATS (KILL,BOMB,PHONE,ETC	3			
2660	TRESPASSING OF REAL PROPERTY	6	1		
2810	CITY ORD-ABANDONED VEH (INCLUDING STATE)	13			
2830	CITY ORD-ALL OTHER	0	1		
2910	LOST/MISSING PROPERTY	2			
3000	FOUND/RECOVERED PROPERTY	2			
3100	MOTOR VEHICLE ACCIDENTS	19	2		
3300	SUICIDES	0	1		
3310	ATTEMPTED SUICIDES	0	1		

Calls for Service - by UCR Code

Incidents Reported Between 12/01/2021 and 12/31/2021



All Municipalities

Code	Description	Primary Count	Secondary UCR Count		
			Code 2	Code 3	Code 4
3320	DOA	4			
3400	MENTAL HEALTH	15	2	1	
3500	SUSPICIOUS PERSONS,AUTOS,CIRCUMSTANCES	12			
3501	SUSPICIOUS PERSONS,AUTOS,CIRCUMSTANCES	9			
3600	DISTURBANCES-DOMESTIC	34	3		
3610	DISTURBANCES-JUVENILE	2			
3620	DISTURBANCES-OTHER (FIGHTS,DISPUTES,ETC)	3			
3700	WARRANTS-LOCAL-SERVICE	1	1		
3800	SERVICE CALL-ASSIST PUBLIC	2			
3805	SERVICE CALL-ANIMAL	1			
3810	ALARMS (FALSE ONLY)-EXCPT FIRE	16			
3820	ASSIST MOTORIST/DISABLE VEH	1			
3840	FIRES (INCLUDING ALARMS-FOUNDED/UNFOUND)	1			
3870	MEDICAL EMERGENCY	8	2	1	
3880	OPEN DOORS/WINDOWS - DISCOVERED	1			
3900	TRAFFIC & PARKING PROBLEMS	15			
4010	TRAFFIC OFFENSES	3	1		
4020	NON-CRIMINAL - CHILD CUSTODY	3			
4022	NON-CRIMINAL - CIVIL	13			
4028	NON-CRIMINAL-OTHER INVESTIGATIONS	6			
4090	NON-CRIMINAL - POLICE INFORMATION	15			
4100	NON-CRIMINAL - 911 HANG UP	8			
4110	NON-CRIMINAL -WELFARE CHECK	14			
5002	LOST & FOUND - FOUND ANIMAL	2			
5004	LOST & FOUND - FOUND ARTICLES	1			
5010	LOST & FOUND - MISSING JUVENILE FEMALE	4			1
5012	LOST & FOUND - MISSING JUVENILE MALE	2			
5014	LOST & FOUND - MISSING ADULT FEMALES	1			
5016	LOST & FOUND - MISSING ADULT MALES	1			
5502	ANIMAL COMPLAINTS - BARKING DOGS	1			
5506	ANIMAL COMPLAINTS - RUNNING AT LARGE	2			
5510	ANIMAL COMPLAINTS - OTHER	2			
6312	TRAFFIC ENFORCEMENT - WARNINGS	7			
7006	PUBLIC SERVICES - LOCK OUT	2			
7010	PUBLIC SERVICES- DEATH NOTIFICATIONS	1			
7014	PUBLIC SERVICE - OTHERS (OFFICER ASSIST)	6			
7502	ASSIST OTHER AGENCIES - FIRE DEPT.	2			
7504	ASSIST OTHER AGENCIES - OTHER POLICE	4			
7506	ASSISTING OTHER AGENCIES - ALL OTHERS	3	1		
7590	ASSISTING OTHER AGENCIES - REPORTS	1			
8010	WARRANTS - LOCAL - CRIMINAL	3			
8014	WARRANTS - LOCAL - OTHER WARRANTS	1			
8110	WARRANTS - OTHER AUTHORITY - CRIMINAL	2			
CITT	TRAFFIC CITATION	15	1		
Total Calls		395			



NANTICOKE CITY FIRE DEPARTMENT

2 EAST RIDGE STREET

NANTICOKE, PA. 18634

Ph. 570.735.5860 Fax. 570.258.2773

MARK BONCAL, CHIEF OF DEPARTMENT

MBONCAL@NANTICOKECITY.COM

January 12, 2022

Mayor and members of City Council,

I present the monthly report for December 2021. The department responded to 82 calls for service. During the month of December, duty officers conducted daily in-house training/drills with Career staff.

On January 15, 2022, the Luzerne County Transportation Authority will be bringing one of their new busses that are fueled by Compressed Natural Gas (CNG). The new busses are replacing the hybrid type and are traveling more frequently thru the City. This training will give the Fire Department knowledge of how to shut down the system if this type of bus is involved in an accident. This will be the department-wide monthly training for January.

A training package thru the Luzerne County Community College Public Safety Training Institute has been purchased by the Nanticoke Firemans Relief Assoc. to provide the department with 200 hours of classroom and hands-on training for the calendar year 2022.

I would like to thank the Mayor, Council, and City administration for their support this past year.

Respectively submitted,

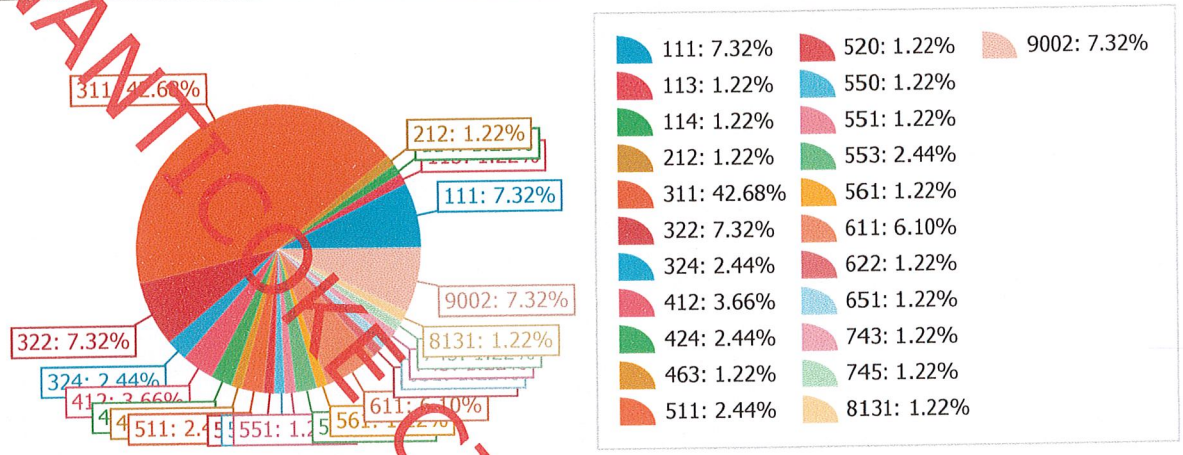
A handwritten signature in blue ink that reads "Mark Boncal".

Mark Boncal
Chief of Department

December 2021 Report



Incident Reports By Incident Type, Summary



Incident Type	Total Incidents	Percent
111 - Building fire	6	7.32%
113 - Cooking fire, confined to container	1	1.22%
114 - Chimney or flue fire, confined to chimney or flue	1	1.22%
212 - Overpressure rupture of steam boiler	1	1.22%
311 - Medical assist, assist EMS crew	35	42.68%
322 - Motor vehicle accident with injuries	6	7.32%
324 - Motor vehicle accident with no injuries.	2	2.44%
412 - Gas leak (natural gas or LPG)	3	3.66%
424 - Carbon monoxide incident	2	2.44%
463 - Vehicle accident, general cleanup	1	1.22%
511 - Lock-out	2	2.44%
520 - Water problem, other	1	1.22%
550 - Public service assistance, other	1	1.22%
551 - Assist police or other governmental agency	1	1.22%
553 - Public service	2	2.44%
561 - Unauthorized burning	1	1.22%
611 - Dispatched & canceled en route	5	6.10%

Incident Type	Total Incidents	Percent
622 - No incident found on arrival at dispatch address	1	1.22%
651 - Smoke scare, odor of smoke	1	1.22%
743 - Smoke detector activation, no fire - unintentional	1	1.22%
745 - Alarm system activation, no fire - unintentional	1	1.22%
8131 - Fallen tree	1	1.22%
9002 - Investigation	6	7.32%

Total Number of Incidents: 82

Total Number of Incident Types: 23

MANTICHOKE CITY FIRE DEPARTMENT

Incident Type

Total Incidents

Percent

Report Filter Settings

Report File Name: Incident Reports by Incident Type, Summary

Filter Name: Last Calendar Month

Filter Expression: [AlarmDateTime] is between '12/1/2021 00:00' and '12/31/2021 23:59'

Incident Record List

82 Records

Incident Number	Incident Type	Location
Incident Date: 12/1/2021		
2100976	324 - Motor vehicle accident with no injuries.	S WALNUT ST & E BROAD ST, NANTICOKE, PA
2100977	424 - Carbon monoxide incident	154 W BROAD ST, NANTICOKE, PA 18634
Incident Date: 12/2/2021		
2100978	311 - Medical assist, assist EMS crew	351 E GROVE ST, NANTICOKE, PA 18634
2100979	463 - Vehicle accident, general cleanup	1876 W Main St, Plymouth Twp, PA 18634
Incident Date: 12/3/2021		
2100980	8131 - Fallen tree	1 W MAIN ST, NANTICOKE, PA 18634
2100981	9002 - Investigation	E GREEN ST & S WALNUT ST, NANTICOKE, PA
Incident Date: 12/4/2021		
2100982	324 - Motor vehicle accident with no injuries.	312 E GRAND ST, NANTICOKE, PA 18634
2100983	311 - Medical assist, assist EMS crew	231 S WALNUT ST, NANTICOKE, PA 18634
Incident Date: 12/5/2021		
2100984	311 - Medical assist, assist EMS crew	395 MIDDLE RD, NANTICOKE, PA 18634
2100985	322 - Motor vehicle accident with injuries	E Poplar St & W Main St, Nanticoke, PA
Incident Date: 12/6/2021		
2100986	9002 - Investigation	136 E GREEN ST, NANTICOKE, PA 18634
2100987	511 - Lock-out	361 E RIDGE ST, NANTICOKE, PA 18634
Incident Date: 12/7/2021		
2100988	424 - Carbon monoxide incident	278 E UNION ST, NANTICOKE, PA 18634
2100989	311 - Medical assist, assist EMS crew	171 W NOBLE ST, NANTICOKE, PA 18634
2100990	322 - Motor vehicle accident with injuries	E MAIN ST & COLLEGE ST, NANTICOKE, PA
Incident Date: 12/8/2021		
2100991	611 - Dispatched & canceled en route	115 Ferry St, Hanover Twp, PA 18706
2100992	113 - Cooking fire, confined to container	145 E GREEN ST, NANTICOKE, PA 18634
2100993	111 - Building fire	363 E CHURCH ST, NANTICOKE, PA 18634
2100994	311 - Medical assist, assist EMS crew	141 W RIDGE ST, NANTICOKE, PA 18634
Incident Date: 12/10/2021		

Incident Record List

82 Records

Incident Number	Incident Type	Location
2100995	311 - Medical assist, assist EMS crew	270 E MAIN ST #115, NANTICOKE, PA 18634
2100996	511 - Lock-out	443 W MAIN ST, NANTICOKE, PA 18634
2100997	111 - Building fire	S Main SHL & S Grant ST, Shickshinny, PA
Incident Date: 12/11/2021		
2100998	743 - Smoke detector activation, no fire - unintentional	270 E MAIN ST, NANTICOKE, PA 18634
2100999	622 - No incident found on arrival at dispatch address	1800 W Main ST, Plymouth Twp, PA 18634
2101000	311 - Medical assist, assist EMS crew	61 W MAIN ST #1, NANTICOKE, PA 18634
Incident Date: 12/12/2021		
2101001	111 - Building fire	130 Alden Mountain RD, Newport Twp, PA 18634
2101002	311 - Medical assist, assist EMS crew	228 E MAIN ST, NANTICOKE, PA 18634
2101003	311 - Medical assist, assist EMS crew	30 E BROAD ST, NANTICOKE, PA 18634
2101004	311 - Medical assist, assist EMS crew	430 S WALNUT ST, NANTICOKE, PA 18634
Incident Date: 12/13/2021		
2101005	111 - Building fire	363 Sunshine RD, Huntington, PA 18655
2101006	311 - Medical assist, assist EMS crew	270 E MAIN ST #530, NANTICOKE, PA 18634
2101007	322 - Motor vehicle accident with injuries	N MARKET ST & RIVER ST, NANTICOKE, PA
2101008	311 - Medical assist, assist EMS crew	150 E BROAD ST, NANTICOKE, PA 18634
2101009	9002 - Investigation	3 W GRAND ST, NANTICOKE, PA 18634
2101010	311 - Medical assist, assist EMS crew	375 E GREEN ST, NANTICOKE, PA 18634
Incident Date: 12/14/2021		
2101011	553 - Public service	130 W UNION ST, NANTICOKE, PA 18634
2101012	311 - Medical assist, assist EMS crew	215 W SOUTH ST, NANTICOKE, PA 18634
2101013	311 - Medical assist, assist EMS crew	136 W GRAND ST, NANTICOKE, PA 18634
Incident Date: 12/15/2021		
2101014	322 - Motor vehicle accident with injuries	E CHURCH ST & KOSCIUSZKO ST, NANTICOKE, PA
2101015	311 - Medical assist, assist EMS crew	450 W MAIN ST, NANTICOKE, PA 18634
Incident Date: 12/16/2021		

Incident Record List

82 Records

Incident Number	Incident Type	Location
2101016	311 - Medical assist, assist EMS crew	115 ESPY ST, NANTICOKE, PA 18634
Incident Date: 12/17/2021		
2101017	322 - Motor vehicle accident with injuries	W MAIN ST & SLOPE ST, NANTICOKE, PA
2101018	311 - Medical assist, assist EMS crew	424 E RIDGE ST, NANTICOKE, PA 18634
Incident Date: 12/18/2021		
2101019	311 - Medical assist, assist EMS crew	1205 MAPLE ST, NANTICOKE, PA 18634
2101020	9002 - Investigation	654 E MAIN ST, NANTICOKE, PA 18634
Incident Date: 12/19/2021		
2101021	311 - Medical assist, assist EMS crew	98 PROSPECT ST, NANTICOKE, PA 18634
2101022	311 - Medical assist, assist EMS crew	350 E NOBLE ST, NANTICOKE, PA 18634
Incident Date: 12/20/2021		
2101023	611 - Dispatched & canceled en route	230 Rialroad ST, Glen Lyon, PA 18617
2101024	611 - Dispatched & canceled en route	75 Pulaski ST, Hanover Twp, PA 18634
Incident Date: 12/21/2021		
2101025	311 - Medical assist, assist EMS crew	47 ENTERPRISE ST, NANTICOKE, PA 18634
2101026	412 - Gas leak (natural gas or LPG)	132 HANOVER ST, NANTICOKE, PA 18634
2101027	311 - Medical assist, assist EMS crew	240 ENTERPRISE ST, NANTICOKE, PA 18634
2101028	311 - Medical assist, assist EMS crew	152 W BROAD ST, NANTICOKE, PA 18634
Incident Date: 12/22/2021		
2101029	745 - Alarm system activation, no fire, unintentional	145 E GREEN ST, NANTICOKE, PA 18634
2101030	412 - Gas leak (natural gas or LPG)	711 HANOVER ST, NANTICOKE, PA 18634
2101031	311 - Medical assist, assist EMS crew	711 HANOVER ST, NANTICOKE, PA 18634
2101032	311 - Medical assist, assist EMS crew	460 W MAIN ST, NANTICOKE, PA 18634
Incident Date: 12/23/2021		
2101033	311 - Medical assist, assist EMS crew	319 RIVER ST, NANTICOKE, PA 18634
2101034	551 - Assist police or other governmental agency	319 RIVER ST, NANTICOKE, PA 18634
2101035	322 - Motor vehicle accident with injuries	411 E FIELD ST, NANTICOKE, PA 18634
Incident Date: 12/24/2021		

Incident Record List

82 Records

Incident Number	Incident Type	Location
2101036	114 - Chimney or flue fire, confined to chimney or flue	400 Alden Mountain RD, Newport Township, PA 18634
2101037	9002 - Investigation	348 E NOBLE ST, NANTICOKE, PA 18634
Incident Date: 12/25/2021		
2101038	311 - Medical assist, assist EMS crew	373 E GREEN ST, NANTICOKE, PA 18634
Incident Date: 12/26/2021		
2101039	311 - Medical assist, assist EMS crew	154 W BROAD ST, NANTICOKE, PA 18634
2101040	311 - Medical assist, assist EMS crew	223 W MAIN ST, NANTICOKE, PA 18634
2101041	311 - Medical assist, assist EMS crew	264 E GREEN ST, NANTICOKE, PA 18634
2101042	520 - Water problem, other	501 E WASHINGTON ST, NANTICOKE, PA 18634
2101043	311 - Medical assist, assist EMS crew	161 STATE ST, NANTICOKE, PA 18634
Incident Date: 12/27/2021		
2101044	212 - Overpressure rupture of steam boiler	337 E GREEN ST, NANTICOKE, PA 18634
2101045	553 - Public service	100 E RIDGE ST, NANTICOKE, PA 18634
2101046	611 - Dispatched & canceled en route	1548 Sans Souci PKY, Hanover Twp., PA 18706
2101047	561 - Unauthorized burning	55 W MAIN ST, NANTICOKE, PA 18634
Incident Date: 12/28/2021		
2101048	412 - Gas leak (natural gas or LPG)	121 W MAIN ST, NANTICOKE, PA 18634
2101049	611 - Dispatched & canceled en route	946 Flats RD, Plymouth Twp, PA 18651
2101050	311 - Medical assist, assist EMS crew	160 S MARKET ST, NANTICOKE, PA 18634
Incident Date: 12/29/2021		
2101051	9002 - Investigation	FRONT ST & WELLES ST, NANTICOKE, PA
Incident Date: 12/30/2021		
2101052	311 - Medical assist, assist EMS crew	413 E GROVE ST, NANTICOKE, PA 18634
2101053	550 - Public service assistance, other	300 KOSCIUSZKO ST, NANTICOKE, PA 18634
2101054	311 - Medical assist, assist EMS crew	61 E MAIN ST, NANTICOKE, PA 18634
Incident Date: 12/31/2021		
2101055	651 - Smoke scare, odor of smoke	37 Old Newport ST, Nanticoke, PA 18634

Incident Record List

82 Records

Incident Number	Incident Type	Location
2101056	111 - Building fire	1 Coal ST, Glen Lyon, PA 18617
2101057	111 - Building fire	177 W NOBLE ST, NANTICOKE, PA 18634

NANTICOKE CITY FIRE DEPARTMENT

2021 Year End Report

FirePrograms
SOFTWARE

DEPENDABLE TECHNOLOGY • UNPARALLELED SERVICE



Incident Reports By Incident Type, Summary

Increase the chart's size,
to view its layout.

Incident Type

Incident Type	Total Incidents	Percent
100 - Fire, other	1	0.09%
111 - Building fire	35	3.31%
113 - Cooking fire, confined to container	14	1.32%
114 - Chimney or flue fire, confined to chimney or flue	2	0.19%
116 - Fuel burner/boiler malfunction, fire confined	2	0.19%
118 - Trash or rubbish fire, contained	2	0.19%
131 - Passenger vehicle fire	2	0.19%
140 - Natural vegetation fire, other	1	0.09%
141 - Forest, woods or wildland fire	1	0.09%
142 - Brush or brush-and-grass mixture fire	2	0.19%
151 - Outside rubbish, trash or waste fire	4	0.38%
212 - Overpressure rupture of steam boiler	1	0.09%
300 - Rescue, EMS incident, other	3	0.28%
311 - Medical assist, assist EMS crew	329	31.10%
321 - EMS call, excluding vehicle accident with injury	1	0.09%
322 - Motor vehicle accident with injuries	48	4.54%
323 - Motor vehicle/pedestrian accident (MV Ped)	5	0.47%

Incident Type	Total Incidents	Percent
324 - Motor vehicle accident with no injuries.	44	4.16%
331 - Lock-in (if lock out , use 511)	2	0.19%
341 - Search for person on land	3	0.28%
350 - Extrication, rescue, other	2	0.19%
352 - Extrication of victim(s) from vehicle	1	0.09%
353 - Removal of victim(s) from stalled elevator	1	0.09%
356 - High-angle rescue	1	0.09%
410 - Combustible/flammable gas/liquid condition, other	1	0.09%
411 - Gasoline or other flammable liquid spill	2	0.19%
412 - Gas leak (natural gas or LPG)	20	1.89%
413 - Oil or other combustible liquid spill	3	0.28%
421 - Chemical hazard (no spill or leak)	1	0.09%
424 - Carbon monoxide incident	13	1.23%
440 - Electrical wiring/equipment problem, other	3	0.28%
441 - Heat from short circuit (wiring), defective/worn	1	0.09%
442 - Overheated motor	1	0.09%
444 - Power line down	29	2.74%
445 - Arcing, shorted electrical equipment	2	0.19%
451 - Biological hazard, confirmed or suspected	1	0.09%
463 - Vehicle accident, general cleanup	3	0.28%
480 - Attempted burning, illegal action, other	1	0.09%
500 - Service Call, other	1	0.09%
511 - Lock-out	65	6.14%
520 - Water problem, other	2	0.19%
522 - Water or steam leak	5	0.47%
531 - Smoke or odor removal	1	0.09%
541 - Animal problem	1	0.09%
542 - Animal rescue	1	0.09%
550 - Public service assistance, other	10	0.95%
551 - Assist police or other governmental agency	19	1.80%
553 - Public service	8	0.76%
561 - Unauthorized burning	25	2.36%

Incident Type	Total Incidents	Percent
571 - Cover assignment, standby, moveup	26	2.46%
600 - Good intent call, other	1	0.09%
611 - Dispatched & canceled en route	119	11.25%
622 - No incident found on arrival at dispatch address	7	0.66%
631 - Authorized controlled burning	1	0.09%
651 - Smoke scare, odor of smoke	3	0.28%
671 - HazMat release investigation w/no HazMat	2	0.19%
700 - False alarm or false call, other	7	0.66%
711 - Municipal alarm system, malicious false alarm	1	0.09%
713 - Telephone, malicious false alarm	1	0.09%
731 - Sprinkler activation due to malfunction	1	0.09%
733 - Smoke detector activation due to malfunction	4	0.38%
734 - Heat detector activation due to malfunction	1	0.09%
735 - Alarm system sounded due to malfunction	2	0.19%
736 - CO detector activation due to malfunction	4	0.38%
743 - Smoke detector activation, no fire - unintentional	9	0.85%
744 - Detector activation, no fire - unintentional	6	0.57%
745 - Alarm system activation, no fire - unintentional	28	2.65%
746 - Carbon monoxide detector activation, no CO	3	0.28%
812 - Flood assessment	18	1.70%
8131 - Fallen tree	23	2.17%
814 - Lightning strike (no fire)	3	0.28%
900 - Special type of incident, other	2	0.19%
9002 - Investigation	56	5.29%
9004 - Inspection	2	0.19%
911 - Citizen complaint	2	0.19%

Total Number of Incidents: 1058

Total Number of Incident Types: 75

Incident Type

Total Incidents

Percent

Report Filter Settings

Report File Name: Incident Reports by Incident Type, Summary

Filter Name: Year Incident Summary

Filter Expression: [AlarmDateTime] is between '1/1/2021 00:00' and '12/31/2021 23:59'

NANTICOKE CITY FIRE DEPARTMENT

To: Mayor's Office and City Council

From: Rick Josefowicz

Subject: Street Department Report for the Month of December 2021

Date: 1/11/2022

Signs

1. Four Handicap signs installed.
 - a. 379 East Noble Street
 - b. 21 West Union Street
 - c. 26 West Church Street
 - d. 35 West Green Street
2. One Handicap sign removed at 363 East Church Street.
3. Four 25 MPH signs were installed in the Hanover Section of Nanticoke

COG Paving

1. No COG work during the month.

City Property Maintenance and Repairs

1. Weekly Maintenance in City Hall.
2. Emptied both trash cans located at the bus stop shelters as needed during the month.
3. Cleaned shop inside three times during the month.
4. Litter picking was done at location of lower Broadway from Access Road to the bridge entrance as needed during the month.
5. Litter picking was done at the City Building, St. Joseph's lot, Market Street, around Patriot Park and Main Street from red light to Antonio's Pizza as needed during the month.
6. Two DPW workers moved boxes at City Hall to storage.
7. Picked up 1 illegally dumped box spring on West Union Street.
8. Cleaned all leaves in Patriot Park and streets around park for Christmas Parade. Three loads of leaves were taken to the Newport Township Recycling Center.
9. Two DPW workers, worked with WVSA flagging traffic on West Main Street for installation of a new storm basin.
10. Three DPW workers cleaned up the property at 800 South Hanover Street for Code Office.
11. Rebuilt box at Patriot Park that covers down light pole wiring.
12. Two DPW workers repaired on roof on DPW garage from wind damage.
13. Trash debris was loaded on a truck and hauled to DPW dumpster from the Police Station.

Flags and Veteran Banners

1. Two DPW workers removed American Flags and Veteran's banners 3 days during the month.
2. Two DPW workers installed Christmas Flags on Market and East Main Streets.
3. Changed out American Flag and State Flag at Patriot Park due to fraying.

Christmas Display and Flag

1. Disassembled Christmas Trailer used in Christmas Parade.

Pothole Patching

1. Five and a half ton of cold patch was used to patch potholes City wide including alleys as needed.

P.A.1 Calls

1. There were **55** P.A.1 calls during the month. Roads and Alleys were marked as required.

Sewer and Storm Water

1. Tops of storms basins were cleaned 2 times City wide during the month.
2. Five Sewer calls.
 - a. 15 East Ridge Street-blocked lateral.
 - b. 112 Welles Street-blocked lateral.
 - c. Rear 120 East Green Street-blocked lateral.
 - d. 195 West Green Street- blocked lateral.
 - e. 375 East Green Street-call was about sewage in house. WVA was called. A camera was run on the Main line on 12/28/2021 by WWSA on the 300 block of East Green Street to find 33 feet of main sewer line was collapsed. On 12/29/2021 33 feet of 12-inch main sewer line was replaced on the 300 block of East Green Street.
3. Two DPW workers worked with Pennoni Engineering opening storm and sewer lids on the corner of East Green and Prospect Streets for measurements.
4. One basin was replaced by WWSA on West Main Street.
5. Roadway was saw cut in the parking area in Apollo Circle for upcoming drainage work.
6. Five DPW workers worked two days on installing trench drainage and 4-inch pipe for water run off problem in Apollo Circle.
7. Two DPW workers worked on temporary curbing and installed at 116 Christian Street due to a water run off problem.
8. Two DPW workers installed concrete curbing at 145 Center Street due to a water run off problem.
9. Two DPW workers worked with WWSA vacuuming storm basins.

Winter Maintenance

1. None during the month.

Vehicle and Equipment Maintenance

1. Checked all fluids in trucks and equipment once during the month.
2. All trucks were washed during the month once due to salting City streets.
3. 2021 F-350-wiring was replaced on spreader light at Mitchell Trucking due to short.
4. 2016 F-350- taken to Eagle Alignment for State inspection, oil change and front brake replacement.

Gas Leaks

1. None during the month.

Water Leaks

1. One water main break was reported during the month.
 - a. 501 East Washington Street

911 Calls

1. One call out during the month to salt roadway to due structure fire on 300 block of East Church Street.

Miscellaneous

1. None during the month.

Roadkill

1. None during the month.

Fuel Report				
Truck #	Miles	Gallons	Fuel Type	Comments
1	627	93.3	Gas	
2	252	48.1	Gas	
3	214	35.9	Diesel	
4	142	20.2	Diesel	
5	167	29.3	Diesel	
6	638	45.5	Gas	
Skid'steer	0	12.5	Diesel	
Loader	0	11.5	Diesel	
Misc cans for tractors and grass cutters		0	Diesel	
		0	Gas	
Total		296.3		

DECEMBER 2021 CODE REPORT

INSPECTIONS

	<u>TOTAL</u>	<u>COST</u>
INSPECTIONS		
ELECTRICAL INSPECTION	1	\$124.50
SALE OCCUPANCY	11	\$1,100.00
RENTAL OCCUPANCY	11	\$605.00
COMM OCCUPANCY		

PERMITS

BUILDING	18	\$4,182.75
ELECTRICAL	1	\$124.50
PLUMBING		
DUMPSTER	5	\$ 75.00
LANDLORD LIC	2	\$ 100.00
STREET VENDOR		
PAVE CUTS	1	\$ 73.00
VACANCY	1	\$ 350.00
PLAN REVIEW		
PLANNING COMM		
PLANNING ENGINEER		
ZONING		
ZONING AD	4	\$ 140.00
SEWER TAP IN		
finer		
BOOKS		
CONTRACTOR LICENSE		
SPECIALTY CONTRACTOR	4	\$ 650.00
HEALTH LICENSE	1	\$ 200.00
BYOB		

TOTAL DEPOSITS

\$7,600.25

PREPARED BY Jen Wardecki

HONORABLE MAYOR AND COUNCIL

**I WISH TO SUBMIT THE REFUSE FEE
COLLECTIONS FOR THE MONTH OF DECEMBER**

**REFUSE \$4295.00
RETURNED CHECK \$
REFUNDS \$
RESEARCH FEE \$225.00
CREDIT/DEBT CARDS \$3030.00**

TOTAL = \$7550.00

MONEY COLLECTED FOR 2021 IS \$1,063,956.82

**MONEY FOR THE ABOVE REFUSE FEE AND
OTHERS AS LISTED ABOVE HAS BEEN
DEPOSITED AT THE TREASURER OFFICE.**

RESPECTFULLY YOURS,

Patricia Zendausk

**REFUSE DELINQUENT MONEY COLLECTED IN
JANUARY 2021 TO DECEMBER IS \$66,789.19**

**MONEY COLLECTED FOR 2022 IN DECEMBER IS
\$57,197.00**

City of Nanticoke
Income Statement
For the Twelve Months Ending December 31, 2021

	Current Month	Year to Date	Current M-T-D	Year to Date
	\$	\$	Budget	Budget
Revenues				
Real Estate - Current	24,392.92	1,380,783.06	140,416.63	1,685,000.00
Real Estate--Delinquent	6,764.43	220,058.68	14,583.37	175,000.00
Residence Tax Current	373.55	19,568.98	1,666.63	20,000.00
Residence Tax--Prior Year	1,467.25	15,031.14	0.00	0.00
Per Capita--Current	373.55	19,568.97	1,666.63	20,000.00
Per Capita--Delinquent	1,467.25	15,031.19	0.00	0.00
Real Estate Transfer Tax	11,332.34	108,306.32	4,666.63	56,000.00
Merchantile/Business Privilege	2,724.29	203,026.98	10,416.63	125,000.00
Current EIT- Act 511	50,659.93	2,409,199.09	251,458.37	3,017,500.00
Local Services Tax	308.42	66,229.12	7,916.63	95,000.00
Amusement Tax	0.00	4,700.00	383.37	4,600.00
Street Vendor Permits	0.00	150.00	20.87	250.00
Contractor License Income	650.00	5,600.00	416.63	5,000.00
BYOB Annual Fees	0.00	100.00	25.00	300.00
Cable Television Tax	0.00	146,944.28	12,250.00	147,000.00
Dumpser Permit Income	45.00	1,080.00	62.50	750.00
Magistrate Fines	996.13	21,726.41	2,083.37	25,000.00
Magistrate Fines/Code Dept	23.47	1,749.87	0.00	0.00
State Police Fines	2,137.30	3,979.19	416.63	5,000.00
Parking Ticket/Ordinance Viol.	940.00	8,175.50	833.37	10,000.00
Clerk of Court/Probation Fines	84.15	1,610.05	375.00	4,500.00
Restitution	133.63	3,236.04	166.63	2,000.00
Interest Income	0.00	1,545.43	566.63	6,800.00
Rental Income Dist Judge	1,500.00	18,000.00	1,500.00	18,000.00
UDAG Income	0.00	0.00	25.00	300.00
American Rescue Plan Grant	0.00	539,674.46	0.00	0.00
Act 66 Public Util Realty Tax	0.00	4,990.68	0.00	0.00
Liquor Control Board	0.00	2,150.00	283.37	3,400.00
Pension -- State Aid	0.00	259,053.26	24,750.00	297,000.00
Volunteer Fire Company Relief	0.00	27,288.98	0.00	32,000.00
Police AG Pay Reimbursement	0.00	0.00	916.63	11,000.00
Police Drug Task Force Reimb	0.00	1,490.66	0.00	0.00
PILOT	0.00	22,389.13	0.00	0.00
PILOT LCCC	0.00	60.00	0.00	0.00
POLICE SERVICES HOUSING AGRE	0.00	25,000.00	2,083.37	25,000.00
Fire Services Agreement/Plym Tp	712.50	15,500.00	0.00	0.00
Civil Service Testing Fees	0.00	350.00	0.00	0.00
Zoning/Subdivision/Land Fees	140.00	1,660.00	416.63	5,000.00
Planning Commission	0.00	1,488.00	83.37	1,000.00
Zoning Hearing Fees	0.00	4,215.00	83.37	1,000.00
Plan Review	0.00	16,662.00	291.63	3,500.00

For Management Purposes Only

City of Nanticoke
Income Statement
For the Twelve Months Ending December 31, 2021

	Current Month	Year to Date	Current M-T-D	Year to Date
		Budget	Budget	Budget
Salary--Mayor	1,153.86	0.00	833.37	10,000.00
FICA- Executive	226.24	0.00	165.75	1,989.00
U comp executive	0.00	0.00	109.38	1,313.00
Office Supplies- Executive	29.79	0.00	16.63	200.00
Professional Fees- Executive	0.00	0.00	20.87	250.00
Transportation & Travel- Exec	0.00	0.00	20.87	250.00
Insurance E&O - Executive	0.00	0.00	616.63	7,400.00
Dues & Memberships- Executive	0.00	0.00	375.00	4,500.00
Meetings & Conferences- Exec	0.00	0.00	41.63	500.00
Salary-City Administrator	5,893.44	0.00	6,064.38	72,773.00
Vision Insurance-Admin	0.00	0.00	11.37	136.00
Health/Hospital Insurance-Admi	81.00	0.00	0.00	0.00
Life Insurance- Administrator	69.99	0.00	46.25	555.00
FICA- Administrator	707.36	0.00	463.88	5,567.00
Unemployment Comp Ins -Admin	0.00	0.00	43.75	525.00
Health Care Buyout - Admin	1,000.00	0.00	333.37	4,000.00
Vacation BB	0.00	0.00	0.00	0.00
Office Supplies- Admin	53.99	0.00	41.63	500.00
Admin Computer	10.00	0.00	104.24	1,250.00
Communication/Phone- Admin	0.00	0.00	29.13	350.00
Transportation & Travel- Admin	0.00	0.00	83.37	1,000.00
Advertising, Printing- Admin	0.00	0.00	20.87	250.00
Workers Compensation-Admin	19.36	0.00	83.37	1,000.00
Dues,Subscrips &Members-Admin	0.00	0.00	41.63	500.00
Meetings & Conferences, Admin	0.00	0.00	62.50	750.00
Admin- Minor Equipment	0.00	0.00	0.00	0.00
Salary- Finance Director	6,199.26	0.00	4,638.13	55,658.00
Salaries Fin.Coord&Admin.Asst.	2,634.00	0.00	3,795.00	45,540.00
Salary Open Records	240.00	0.00	173.37	2,080.00
Dental Insurance- Finance	0.00	0.00	152.13	1,826.00
Vision Insurance- Finance	0.00	0.00	22.63	272.00
Health/Hospital Ins- Finance	12,452.88	0.00	6,096.37	73,156.00
Life Insurance- Finance	96.00	0.00	92.50	1,110.00
FICA- Finance	875.75	0.00	645.13	7,742.00
Unemployment Comp Ins -Finance	0.00	0.00	87.50	1,050.00
Vacation BB Bonus	0.00	0.00	0.00	0.00
Office Supplies- Finance	456.86	0.00	291.63	3,500.00
Finance Computer exp	0.00	0.00	0.00	0.00
Payroll Service - Finance	604.82	0.00	475.00	5,700.00
City Audit - Finance	0.00	0.00	1,600.00	19,200.00
Bank Charges - Finance	0.00	0.00	8.37	100.00
Single & Program Audit Finance	0.00	0.00	0.00	0.00

For Management Purposes Only

City of Nanticoke
Income Statement
For the Twelve Months Ending December 31, 2021

	Current Month	Year to Date	Current M-T-D	Year to Date
		Budget	Budget	Budget
Communication/Phone- Finance	0.00	711.88	391.63	4,700.00
Transport & Travel- Finance	0.00	0.00	41.63	500.00
Advertising, Printing- Finance	0.00	174.02	41.63	500.00
Surety and Fidelity- Finance	0.00	0.00	233.37	2,800.00
Workers Compensation- Finance	19.36	188.24	115.88	1,391.00
Dues,Subscrips.&Member-Finance	0.00	2,695.99	41.63	500.00
Meetings & Conferences-Finance	0.00	0.00	41.63	500.00
NonUniform Pension MMO Finance	0.00	70,544.00	5,875.37	70,504.00
Minor Equipment-Finance	0.00	2,973.96	62.50	750.00
Salary- Treasurer Clerical	5,251.20	43,935.04	3,734.88	44,819.00
Dental Insurance- Treasurer	0.00	0.00	24.12	289.00
Vision Insurance-Treasurer	0.00	0.00	4.62	55.00
Medical Insurance-Treasurer	6,226.44	28,547.19	1,300.62	15,607.00
Life Insurance-Treasurer	47.77	573.24	46.25	555.00
FICA-Treasurer	387.48	3,560.90	285.75	3,429.00
Unemployment Comp Ins -Treas	0.00	0.00	43.75	525.00
Vacation BB Bonus	0.00	875.20	0.00	0.00
Office Supplies-Treasurer	69.76	1,712.42	62.50	750.00
Minor Equipment- Treasurer	0.00	412.50	41.63	500.00
Berkheimer EIT Commission	866.41	46,696.34	3,333.37	40,000.00
Berkheimer Other Commission	45.49	4,704.27	500.00	6,000.00
Per Capita TaxBill - Treasurer	0.00	17,222.08	458.37	5,500.00
Tax Collection Fees	0.00	0.00	1,041.63	12,500.00
Printing&Advertising-Treasurer	0.00	375.00	104.13	1,250.00
Surety & Fidelity Bond - Treasu	0.00	0.00	133.37	1,600.00
Worker's Comp- Treasurer	0.00	0.00	51.25	615.00
Dues and Memberships-Treasurer	0.00	0.00	8.37	100.00
City Solicitor Retainer -Legal	850.00	10,200.00	850.00	10,200.00
Solicitor Hourly - Legal Capit	2,834.25	37,191.25	0.00	0.00
Solicitor Hourly - Legal	0.00	10,052.35	4,166.63	50,000.00
Solicitor Labor Counsel -Legal	278.03	13,541.94	833.37	10,000.00
Solicitor Labor Hourly	0.00	3,220.00	0.00	0.00
Legal -Other	0.00	1,827.50	208.37	2,500.00
Conflict Council	0.00	0.00	41.63	500.00
Salary - City Clerk	576.93	4,826.98	416.63	5,000.00
FICA- Clerk	44.12	397.21	31.88	383.00
Unemployment- Clerk	0.00	0.00	25.00	300.00
Office Supplies- Clerk	0.00	0.00	20.87	250.00
City Hall Supplies - Clerk	0.00	0.00	8.37	100.00
Ordinance Codification-Clerk	0.00	0.00	276.25	3,315.00
Advertising/Printing- Clerk	340.00	4,615.87	233.37	2,800.00
Workers Compensation-Clerk	19.36	153.66	5.75	69.00

For Management Purposes Only

City of Nanticoke
Income Statement
For the Twelve Months Ending December 31, 2021

	Current Month	Year to Date	Current M-T-D	Year to Date
		Budget	Budget	Budget
Dues, Subscrips.&Members-Clerk	0.00	995.00	20.87	250.00
Other Admin - SPCA Fees	0.00	4,604.60	291.63	3,500.00
Architect& Engineer - Pub Prop	0.00	7,083.50	2,916.63	35,000.00
Salary Cleaning - Public Prop	810.00	6,901.00	1,500.00	18,000.00
FICA- Public Prop	61.96	566.48	114.75	1,377.00
Unemploy Comp - Public Prop	0.00	0.00	9.50	114.00
Materials&Supplies-Public Prop	21.98	10,580.36	333.37	4,000.00
Common Exp Water/Shred Pub Pro	64.30	893.99	108.37	1,300.00
Computer Expense -Public Prope	0.00	2,720.48	208.37	2,500.00
Fire Alarm Install/Monitoring	25.00	362.69	25.00	300.00
Telephone - Public Property	816.21	6,601.58	166.63	2,000.00
Postage - Public Property	287.48	3,124.61	208.37	2,500.00
Copier - Public Property	0.00	0.00	125.00	1,500.00
Worker's Comp.-Public Prop	19.36	170.95	19.13	230.00
Utilities City Hall - Pub Prop	970.75	37,732.40	4,166.63	50,000.00
Utilities - Public Property	38.33	6,808.16	1,083.37	13,000.00
Property Maintenance - Pub Prop	1,658.54	26,341.54	1,500.00	18,000.00
Postage Meter Lease & Supplies	0.00	0.00	100.00	1,200.00
Safety Committee	0.00	250.00	20.87	250.00
Misc. General	160.98	488.35	0.00	0.00
Cleaning - Public Property	1,400.49	21,489.63	250.00	3,000.00
Minor Equip - Public Property	0.00	1,075.99	41.63	500.00
Salary- Police Chief	9,748.80	80,889.75	7,274.38	87,293.00
Salary - Patrol Officers	79,411.20	640,644.15	67,518.37	810,220.00
Part-Time Police Earnings	0.00	2,551.50	1,666.63	20,000.00
Salary Admin Asst.- Police	5,251.20	43,935.04	3,782.87	45,394.00
Dental Insurance-Police	0.00	0.00	885.37	10,624.00
Vision Insurance-Police	0.00	0.00	133.87	1,606.00
Medical Insurance-Police	88,120.18	447,545.44	42,340.87	508,090.00
Life Insurance-Police	218.40	3,317.41	312.25	3,747.00
Pension MMO - Police	0.00	419,996.00	34,999.63	419,996.00
Fica/Medicare-Police Officers	1,847.45	15,411.17	1,313.62	15,763.00
Unemployment Comp Ins- Police	0.00	0.00	656.25	7,875.00
FICA/Medicare Clerical -Police	394.36	3,591.17	289.38	3,473.00
Health Care Buy Out Police	0.00	3,000.00	333.37	4,000.00
Comp Time BB	1,000.00	1,000.00	0.00	0.00
Holiday Pay Police	0.00	40,583.16	3,883.50	46,602.00
Personal Day Pay Police	0.00	(1,297.92)	241.63	2,900.00
Police Vacation Pay	0.00	6,449.52	0.00	0.00
Police Sick Time Bonus	653.20	11,951.12	20.87	250.00
Police Overtime	22,326.35	147,775.76	5,833.37	70,000.00
Overtime Clerical-Police	0.00	57.44	0.00	0.00

For Management Purposes Only

City of Nanticoke
Income Statement
For the Twelve Months Ending December 31, 2021

	Current Month	Year to Date	Current M-T-D	Year to Date
			Budget	Budget
Police Court Pay	778.06	13,219.74	2,083.37	25,000.00
Other Pay	0.00	0.00	2,000.00	24,000.00
Heart and Lung Pay	15,446.40	49,852.88	0.00	0.00
Police AG Pay	0.00	932.33	1,250.00	15,000.00
Office Supplies-Police	828.58	4,258.01	333.37	4,000.00
Gas, Oil & Operating Exp-Police	1,485.90	18,017.62	1,666.63	20,000.00
Clothing Allowance-Police	1,773.36	16,052.76	866.63	10,400.00
Uniform Replacement	537.59	3,803.70	62.50	750.00
Reserve Officer Uniforms	0.00	0.00	583.37	7,000.00
Vehicle Maintenance-Police	1,503.61	20,159.41	833.37	10,000.00
Materials & Supplies-Police	0.00	15,042.40	500.00	6,000.00
Supplies Ammunition - Police	0.00	1,936.75	166.63	2,000.00
Computer Expense - Police	0.00	14,065.90	500.00	6,000.00
Communication Exp - Police	765.11	7,290.85	833.37	10,000.00
Membership/Advertise Police	0.00	0.00	41.63	500.00
Worker's Comp-Police	8,540.50	74,678.74	7,875.12	94,501.00
Vehicle Insurance-Police	0.00	0.00	750.00	9,000.00
Electric Expense - Police	0.00	0.00	300.00	3,600.00
Medical Testing - Police	0.00	604.00	125.00	1,500.00
Equipment Maintenance - Police	0.00	192.00	83.37	1,000.00
Training-Police	0.00	0.00	83.37	1,000.00
Drug & Alcohol Test Fees-Police	85.00	3,570.00	416.63	5,000.00
Misc.	0.00	38.00	41.63	500.00
Post Retirement Health - Polic	15,389.18	102,360.78	15,332.25	183,987.00
Minor Equipment - Police	0.00	16,873.37	666.63	8,000.00
Police Vehicle Lease	0.00	18,895.57	3,125.00	37,500.00
Salary Fire Chief	9,338.40	66,795.04	6,097.25	73,167.00
Salary Firefighters	61,830.80	555,522.01	53,817.37	645,808.00
Salary - Part Time Firefighter	683.50	4,119.50	666.63	8,000.00
Salary Deputy Chief	1,458.32	1,458.32	208.37	2,500.00
Dental Insurance-Fire	0.00	0.00	605.12	7,261.00
Vision Insurance-Fire	0.00	0.00	93.12	1,117.00
Medical Insurance-Fire	73,363.93	446,624.86	28,734.12	344,809.00
Life Insurance-Fire	336.02	3,294.68	564.62	6,775.00
Pension MMO - Fire	0.00	188,365.00	15,697.12	188,365.00
FICA- Fire	7,766.33	68,832.25	4,936.75	59,241.00
Unemployment Comp Ins -Fire	0.00	0.00	481.25	5,775.00
Health Care Buy Out-Fire	2,000.00	6,000.00	333.37	4,000.00
Holiday Pay Fire	3,623.25	42,697.44	2,509.00	30,108.00
Fire - Vacation BB	0.00	11,253.84	0.00	0.00
Fire Sick Time BB Bonus	3,000.00	32,000.00	83.37	1,000.00
Overtime- Fire	9,655.62	79,781.98	1,666.63	20,000.00

For Management Purposes Only

City of Nanticoke
Income Statement
For the Twelve Months Ending December 31, 2021

	Current Month	Year to Date	Current M-T-D	Year to Date
		Budget	Budget	Budget
Shift Differential	0.00	0.00	200.00	2,400.00
Heart and Lung Pay	8,680.50	26,620.20	0.00	0.00
Call Back Time	2,644.39	12,049.78	1,500.00	18,000.00
Fire Other Pay	0.00	0.00	1,000.00	12,000.00
Office Supplies- Fire	0.00	1,089.64	41.63	500.00
Vehicle Gas & Oil - Fire	1,400.37	10,270.55	833.37	10,000.00
Clothing Allowance-Fire	0.00	12,769.55	733.37	8,800.00
Vehicle Maintenance-Fire	441.76	30,730.26	1,666.63	20,000.00
Maintenance & Repairs-Fire	86.28	2,500.14	666.63	8,000.00
Materials & Supplies - Fire	180.50	9,938.94	925.00	11,100.00
Major Equipment Purchase-Fire	0.00	1,349.00	208.37	2,500.00
Minor Equipment-Fire	378.79	5,577.40	666.63	8,000.00
Fire Hose & Couplings	0.00	470.21	41.63	500.00
Communication Expense-Fire	400.10	5,602.75	458.37	5,500.00
Advertising	0.00	900.00	0.00	0.00
Property Insurance - Fire	0.00	0.00	291.63	3,500.00
Worker's Comp Paid Drivers	5,681.85	49,681.46	8,666.63	104,000.00
Worker's Comp. Volunteers	3,292.14	28,776.38	4,583.37	55,000.00
Vehicle Insurance-Fire	0.00	0.00	1,416.63	17,000.00
Firehouse Utilities (Main)	814.15	7,612.46	708.37	8,500.00
Electric Tower - Fire	669.71	5,331.78	300.00	3,600.00
Hydrant Rental	3,361.69	46,406.50	3,416.63	41,000.00
Utilities-Volunteer Sta	160.71	3,717.57	416.63	5,000.00
New Hire/Medical Test - Fire	0.00	173.00	0.00	0.00
Fire- Computer Maintenance	0.00	1,822.00	250.00	3,000.00
Repairs/Building- Fire	0.00	32,402.09	833.37	10,000.00
Fire Training	0.00	2,202.62	266.63	3,200.00
Misc.	0.00	198.60	0.00	0.00
Post Retirement Health - Fire	7,210.76	52,774.96	15,629.38	187,553.00
Volunteer Fire State Aid	0.00	27,228.98	2,666.63	32,000.00
Repairs to Volunteer Fire Stat	0.00	0.00	62.50	750.00
Major Equip Purchase - Fire	0.00	7,300.99	0.00	0.00
Salary - Code Official	4,080.00	31,418.13	3,000.00	36,000.00
Salary - Code Sec PT	2,295.00	4,222.50	0.00	0.00
Salary - Health Inspector	120.00	3,985.00	333.37	4,000.00
Salary - Planning/Zoning/Code	0.00	33,136.02	1,500.00	18,000.00
Salary Asst/PT Code Inspector	0.00	12,087.00	0.00	0.00
Salary Electrical Inspector	0.00	5,712.90	0.00	0.00
Code Consultant-BHW	0.00	8,108.58	0.00	0.00
Med Insurance-Code Official	2,633.38	14,593.57	0.00	0.00
Life Insurance Code Official	18.20	109.20	0.00	0.00
FICA- Code Department	490.26	6,672.73	369.75	4,437.00

For Management Purposes Only

City of Nanticoke
Income Statement
For the Twelve Months Ending December 31, 2021

	Current Month	Year to Date	Current M-T-D	Year to Date
		Budget	Budget	Budget
Unemployment Comp Ins -Code	0.00	0.00	131.25	1,575.00
Office Supplies-Code Official	96.98	2,480.59	83.37	1,000.00
Building Codes-Code Official	0.00	589.50	166.63	2,000.00
Vehicle Maintenance - Code	0.00	1,958.30	125.00	1,500.00
Materials and Supplies Code	73.07	763.67	100.00	1,200.00
Vehicle Gasoline - Code	33.18	607.36	166.63	2,000.00
Computer Expense - Code Official	0.00	412.50	83.37	1,000.00
Title Work	0.00	0.00	62.50	750.00
Appraisal	0.00	0.00	62.50	750.00
Communication Code Official	131.51	2,131.67	208.37	2,500.00
Advert & Printing-Code Official	218.00	1,969.20	83.37	1,000.00
Worker's Comp.-Code Official	44.43	388.47	78.25	939.00
Code Vehicle Ins	0.00	0.00	83.37	1,000.00
Training, Memberships-Code Off	0.00	479.87	100.00	1,200.00
General Expense-code	0.00	603.00	250.00	3,000.00
Code - Plan Review for Permits	0.00	19,241.57	83.37	1,000.00
Planning & Zoning Eng & Other	136.00	5,242.00	208.37	2,500.00
Planning & Zoning Legal Fees	0.00	7,536.25	416.63	5,000.00
Planning & Zoning Advertising	0.00	185.00	166.63	2,000.00
Salary & Wages-Public Works	20,373.60	161,562.08	15,101.87	181,222.00
PW Seasonal Salaries	1,470.00	15,240.00	416.63	5,000.00
Dental Insurance-Pub Works	0.00	0.00	176.37	2,116.00
Vision Insurance-Pub Works	0.00	0.00	20.50	246.00
Medical Insurance-Pub Works	18,199.48	87,922.90	7,396.88	88,763.00
Life Insurance-Pub Works	166.54	2,068.02	185.00	2,220.00
FICA-Public Works	1,790.86	15,604.77	1,164.88	13,979.00
Unemployment Comp Ins -PubWork	0.00	0.00	175.00	2,100.00
Health Care Buy - Public Works	0.00	2,000.00	333.37	4,000.00
PW Sick Time Buy Back	0.00	1,134.04	0.00	0.00
Overtime- Public Works	1,167.25	10,675.14	666.63	8,000.00
Veh Gas & Oil-Public Works	1,127.14	15,698.89	1,166.63	14,000.00
Clothing Allowance-Public Work	363.87	5,097.31	583.37	7,000.00
Road Maintenance Materials	0.00	199.98	125.00	1,500.00
Materials & Supplies -Pub Work	0.00	3,534.12	166.63	2,000.00
PW Office Supplies	0.00	1,246.66	62.50	750.00
Vehicle Repairs - Public Works	0.00	5,526.22	1,083.37	13,000.00
Equip Repairs - Public Works	0.00	827.93	83.37	1,000.00
PW Building Maint & Repair	0.00	1,424.23	0.00	0.00
Engineering Serv - Public Work	0.00	0.00	166.63	2,000.00
Communication/Phone -Pub Works	0.00	184.42	137.50	1,650.00
Worker's Comp. - Public Works	1,759.64	15,386.10	1,511.13	18,134.00
Veh&Equip Insurance - Pub Work	0.00	0.00	500.00	6,000.00

For Management Purposes Only

City of Nanticoke
Income Statement
For the Twelve Months Ending December 31, 2021

	Current Month	Year to Date	Current M-T-D	Year to Date
			Budget	Budget
Utilities - Public Works	334.26	5,381.79	500.00	6,000.00
DPW-Maintenance& Repairs	0.00	2.73	416.63	5,000.00
Emergency Service - Pub Works	68.80	712.82	166.63	2,000.00
Mechanical Service - Pub Works	97.14	1,671.88	208.37	2,500.00
Equipment Rentals - Pub Works	0.00	0.00	125.00	1,500.00
General Expense - Pub Works	10.00	336.39	291.63	3,500.00
Demolition	0.00	583.20	4,166.63	50,000.00
Minor Equipment - Public Works	0.00	923.55	833.37	10,000.00
Public Works Truck Lease	3,566.34	22,833.29	1,188.87	14,266.00
Vehicle Gas, Oil- Parks	0.00	35.98	0.00	0.00
Parks & Rec Board Expense	0.00	225.00	8.37	100.00
Maintenance - Parks & Recreati	0.00	0.00	41.63	500.00
City Sponsored Event Expenses	0.00	32,082.78	0.00	0.00
Park Improvements	0.00	235.40	0.00	0.00
Fuel, Light, Water - Park	104.49	2,113.30	225.00	2,700.00
Misc-pubpropparks	0.00	0.00	41.63	500.00
Minor Equip-Parks	0.00	369.64	83.37	1,000.00
Interfund Transfer Sewer Fund	0.00	0.00	214,348.00	214,348.00
Interfund Transfer Refuse	0.00	0.00	77,871.00	77,871.00
Liability Insurance	46,570.00	121,225.00	5,833.37	70,000.00
Misc. Expense	0.00	2,103.98	466.13	5,590.00
Operating Trnsf	0.00	0.00	11,000.00	132,000.00
Transfer to Capital Expend.	0.00	0.00	6,418.50	77,022.00
Transfer to Spec Rev Fund	0.00	539,674.46	0.00	0.00
Total Expenses	630,904.10	6,126,240.44	807,659.46	6,477,497.00
Net Income	\$ (510,029.32)	\$ (217,766.18)	(270,534.82)	0.00