

NANTICOKE CITY POLICE DEPARTMENT
NANTICOKE, PENNSYLVANIA

Office of the Chief of Police
Monthly Report of Activities
February 2022


Total Incidents in February..... 426
Total Incidents in 2022..... 835

Incident Listing By Type is attached	
Activity	Number
Traffic Violations and Citations Issued	58
Non-Traffic Citations Issued	9
Parking Tickets Issued	27
Written Warnings Issued	11
Abandoned Vehicles Removed	18
Motor Vehicle Accidents	27
Criminal Arrests	Counts
Abandoned Vehicle	2
Criminal Mischief	1
Disorderly Conduct	2
Drug Act Violations	2
D.U.I.	8
Fugitive From Justice	2
Harassment	5
Protection Form Abuse Violations	3
Public Drunkenness	2
Trespass	3
Underage Drinking	1
Total Criminal Arrests	31

Monthly Patrol Mileage		Total Mileage on Vehicle
Car # 4	450	20,719
Car # 5		59,211 Out of service
Car # 6	1,047	10,984
Car # 8	940	89,449
Car # 9	973	73,244
Car # 10	1,207	34,908

Total Patrol Mileage.... 4,617

Respectfully Submitted,



Michael Roke
Chief of Police

NANTICOKE CITY POLICE DEPARTMENT
Nanticoke, Pennsylvania

Police Chief's Report
Cash and Checks Received

February 2022 Checks/Cash/Credit

February 2022 Magistrate's Report Nanticoke	\$ 839.27
February 2022 Parking Tickets Nanticoke	\$ 700.00
February 2022 Police Reports	\$ 330.00
February 2022 Signs	\$ 100.00
February 2022 Alarm Fees	\$ 500.00
February 2022 Luzerne County Probation (Fines)	\$ 71.57
February 2022 Luzerne County Probation (Restitution)	\$ 18.88

Total \$ 2,559.72



Michael Roke
Chief of Police

Calls for Service - by UCR Code

Incidents Reported Between 02/01/2022 and 02/28/2022

All Municipalities



Code	Description	Primary Count	Secondary UCR Count		
			Code 2	Code 3	Code 4
0490	ASSAULT - REPORTS	1			
0514	BURGLARY-FORCE ENTRY-NON-RESID-NIGHT	1			
0521	UNLAWFUL ENTRY-NO FORCE-RESIDENCE-NIGHT	1			
0523	UNLAWFUL ENTRY-NO FORCE-RESIDENCE-UNK.	1			
0614	THEFT-\$200 & OVER-FROM AUTO (EXCPT 0615)	1			
0615	THEFT-\$200 & OVER-AUTO ACCESSORIES	1			
0617	THEFT-\$200 & OVER-FROM BUILDINGS	1			
0619	THEFT-\$200 & OVER-ALL OTHER	1			
0624	THEFT-\$50 TO \$200-FROM AUTO (EXCPT 0625)	1			
0639	THEFT-UNDER \$50-ALL OTHER	1			
0690	THEFT-REPORTS	1			
0830	SEXUAL ASSAULT	1			
1100	FRAUD	4			
1140	UNAUTHORIZED USE OF A MV	1			
1190	FRAUD-ALL OTHER(FLIM FLAM,CONFIDENCE	1			
1410	CRIMINAL MISCHIEF TO AUTOMOBILES	3			
1430	CRIMINAL MISCHIEF - PUBLIC BUILDINGS	1	1		
1450	ALL OTHER VANDALISM	1			
1841	NARCOTICS-USE-MORPHINE, HEROIN,CODIENEC	2			
1842	NARCOTICS-USE-MARIJUANA, HASHISH, ETC.	1			
1890	NARCOTICS - REPORTS	2			
1891	DRUG EQUIPMENT VIOLATIONS	1			
2020	OFFENSES AGAINST FAMILY-CHILD ABUSE	8	1		
2111	DRIVING UNDER THE INFLUENCE - ALCOHOL	2	1		
2112	DRIVE UNDER INFLUENCE-ALCOHOL-IMPAIRED	0	1		
2300	PUBLIC DRUNKENESS	2			
2400	DISORDERLY CONDUCT	10			1
2420	DISORDERLY CONDUCT-PUBLIC PLACES	1			
2430	FIGHTING (AFFRAY)	2			
2440	DISORDERLY CONDUCT-DISTURBING THE PEACE	3			
2450	HARASSMENT	19	3	1	
2600	ALL OTHER CRIMES CODE VIOLATIONS	1			
2632	LITTERING	1			
2635	ALL OTHERS-BUILDING CODE(ORDINANCE VIO.)	1			
2638	ALL OTHERS - ZONING (ORDINANCE VIO.)	1			
2647	ALL OTHERS - PROTECTIVE ORDERS	14	1		
2656	ALL OTHER - THREATS (KILL,BOMB,PHONE,ETC	3			
2660	TRESPASSING OF REAL PROPERTY	8			
2810	CITY ORD-ABANDONED VEH (INCLUDING STATE)	22			
3100	MOTOR VEHICLE ACCIDENTS	27			
3310	ATTEMPTED SUICIDES	2			
3320	DOA	1			
3400	MENTAL HEALTH	9	2		
3500	SUSPICIOUS PERSONS,AUTOS,CIRCUMSTANCES	12			
3501	SUSPICIOUS PERSONS,AUTOS,CIRCUMSTANCES	16			
3600	DISTURBANCES-DOMESTIC	20		1	
3620	DISTURBANCES-OTHER (FIGHTS,DISPUTES,ETC)	9			
3700	WARRANTS-LOCAL-SERVICE	1			

Calls for Service - by UCR Code

Incidents Reported Between 02/01/2022 and 02/28/2022

All Municipalities



Code	Description	Primary Count	Secondary UCR Count		
			Code 2	Code 3	Code 4
3805	SERVICE CALL-ANIMAL	4			
3810	ALARMS (FALSE ONLY)-EXCPT FIRE	17			
3820	ASSIST MOTORIST/DISABLE VEH	4			
3850	HAZARDOUS CONDITIONS	1			
3870	MEDICAL EMERGENCY	7		1	
3880	OPEN DOORS/WINDOWS - DISCOVERED	1			
3900	TRAFFIC & PARKING PROBLEMS	9	1		
4006	NON-CRIMINAL-ACCIDENT - OTHER	1			
4010	TRAFFIC OFFENSES	5	4		
4012	NON-CRIMINAL - GAS LEAKS & EXPLOSIONS	1			
4020	NON-CRIMINAL - CHILD CUSTODY	3			
4022	NON-CRIMINAL - CIVIL	14	2		
4026	NON-CRIMINAL-WIRES AND POLES DOWN	3			
4028	NON-CRIMINAL-OTHER INVESTIGATIONS	8			
4090	NON-CRIMINAL - POLICE INFORMATION	19			
4100	NON-CRIMINAL - 911 HANG UP	13			
4110	NON-CRIMINAL -WELFARE CHECK	7			
4510	DEATHS - UNATTENDED	1			
5002	LOST & FOUND - FOUND ANIMAL	2			
5004	LOST & FOUND - FOUND ARTICLES	1			
5008	LOST & FOUND - LOST ARTICLES	6			
5010	LOST & FOUND - MISSING JUVENILE FEMALE	1			
5502	ANIMAL COMPLAINTS - BARKING DOGS	6			
5504	ANIMAL COMPLAINTS - DOG BITES	1			
5506	ANIMAL COMPLAINTS - RUNNING AT LARGE	1			
5510	ANIMAL COMPLAINTS - OTHER	1			
6312	TRAFFIC ENFORCEMENT - WARNINGS	10			
7006	PUBLIC SERVICES - LOCK OUT	2			
7014	PUBLIC SERVICE - OTHERS (OFFICER ASSIST)	2			
7090	PUBLIC SERVICES - REPORTS	2			
7502	ASSIST OTHER AGENCIES - FIRE DEPT.	6			
7504	ASSIST OTHER AGENCIES - OTHER POLICE	16	1		
7506	ASSISTING OTHER AGENCIES - ALL OTHERS	3			
8090	WARRANTS - LOCAL - REPORTS	1			
8110	WARRANTS - OTHER AUTHORITY - CRIMINAL	1	1		
8190	WARRANTS - OTHER AUTHORITY - REPORTS	1			
9004	ADMINISTRATION - ATTENDING MEETINGS	1			
CITT	TRAFFIC CITATION	19			
SUBP	SUBPOENA	1			
Total Calls		426			

Issued Tickets - Count

02/01/2022 to 02/28/2022



Badge	Officer	Count
4354	OFFICER MICHAEL DERWIN	3
4392	OFFICER KYLIE TAUSENDFREUNDT	2
5259	OFFICER BLAKE BROWN	4
5525	OFFICER BRYAN KATA	6
8402	OFFICER ANTHONY WAITKUS	11
9336	OFFICER JOSEPH BUCHALSKI	1
		<hr/> 27

CONFIDENTIAL



NANTICOKE CITY FIRE DEPARTMENT

2 EAST RIDGE STREET

NANTICOKE, PA. 18634

Ph. 570.735.5860 Fax. 570.258.2773

MARK BONCAL, CHIEF OF DEPARTMENT

MBONCAL@NANTICOKECITY.COM

March 9, 2022

Mayor and members of City Council,

I present the monthly report for February 2022. The department responded to 87 calls for service. During the month of February, duty officers conducted daily in-house training/drills with career staff.

On February 23rd, Captain Travis Temerantz of the Wilkes-Barre City Fire Department met with members of the department and gave a presentation on Occupational Cancer in the Fire Service. He discussed decontamination procedures to be done on the scene and arrival back at the firehouse. Approximately 25 personnel total from both the career and volunteer staff attended. Guidelines have been updated and are currently in place to help mitigate exposure to harmful carcinogens.

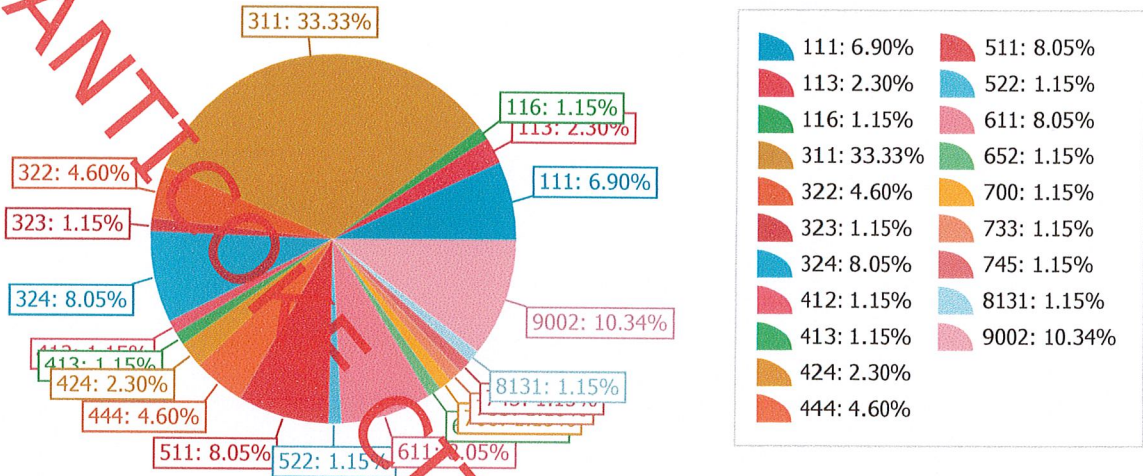
The department has received its order for new "Stortz" fire hydrant adaptors. Adding these adaptors saves valuable time connecting to a hydrant when seconds count. Members have been out installing them and should be completed before the end of the month. A total of 186 adaptors are being installed. I would like to thank City Administration, City Council, and Community Development for assisting us with making this project a success.

Respectively submitted,

A handwritten signature in dark ink that reads "Mark Boncal". The signature is written in a cursive, flowing style.

Mark Boncal
Chief of Department

Incident Reports By Incident Type, Summary



Incident Type	Total Incidents	Percent
111 - Building fire	6	6.90%
113 - Cooking fire, confined to container	2	2.30%
116 - Fuel burner/boiler malfunction, fire confined	1	1.15%
311 - Medical assist, assist EMS crew	29	33.33%
322 - Motor vehicle accident with injuries	4	4.60%
323 - Motor vehicle/pedestrian accident (MV Ped)	1	1.15%
324 - Motor vehicle accident with no injuries.	7	8.05%
412 - Gas leak (natural gas or LPG)	1	1.15%
413 - Oil or other combustible liquid spill	1	1.15%
424 - Carbon monoxide incident	2	2.30%
444 - Power line down	4	4.60%
511 - Lock-out	7	8.05%
522 - Water or steam leak	1	1.15%
611 - Dispatched & canceled en route	7	8.05%
652 - Steam, vapor, fog or dust thought to be smoke	1	1.15%
700 - False alarm or false call, other	1	1.15%
733 - Smoke detector activation due to malfunction	1	1.15%

Incident Type	Total Incidents	Percent
745 - Alarm system activation, no fire - unintentional	1	1.15%
8131 - Fallen tree	1	1.15%
9002 - Investigation	9	10.34%

Total Number of Incidents: 87

Total Number of Incident Types: 20

NANTICOKE CITY FIRE DEPARTMENT

Incident Type

Total Incidents

Percent

Report Filter Settings

Report File Name: Incident Reports by Incident Type, Summary

Filter Name: Last Calendar Month

Filter Expression: [AlarmDateTime] is between '2/1/2022 00:00' and '2/28/2022 23:59'

MAINTICOKE CITY FIRE DEPARTMENT

Incident Record List

87 Records

Incident Number	Incident Type	Location
Incident Date: 2/1/2022		
2200109	611 - Dispatched & canceled en route	197 Lyrwood AVE, Hanover Township, PA 18706
2200108	511 - Lock-out	317 E RIDGE ST, NANTTICOKE, PA 18634
2200110	9002 - Investigation	10 W GRAND ST, NANTTICOKE, PA 18634
Incident Date: 2/2/2022		
2200114	311 - Medical assist, assist EMS crew	32 AGOSTINA DR, NANTTICOKE, PA 18634
2200113	611 - Dispatched & canceled en route	140 Lee Park AVE, Hanover Twp, PA 18706
2200112	511 - Lock-out	932 HANOVER ST, NANTTICOKE, PA 18634
2200111	111 - Building fire	50 Furnce ST, Shickshinny, PA 18655
Incident Date: 2/4/2022		
2200115	324 - Motor vehicle accident with no injuries.	Cross Valley EXPY N, Hanover Twp, PA 18706
Incident Date: 2/5/2022		
2200116	322 - Motor vehicle accident with injuries	E GRAND ST & COLLEGE ST, NANTTICOKE, PA
Incident Date: 2/6/2022		
2200121	111 - Building fire	15 East Main ST E, Newport, PA 18617
2200117	311 - Medical assist, assist EMS crew	1 W BROAD ST #5, NANTTICOKE, PA 18634
2200119	324 - Motor vehicle accident with no injuries.	1017 N Mill ST, Plymouth Township, PA 18634
2200120	311 - Medical assist, assist EMS crew	23 W BROAD ST, NANTTICOKE, PA 18634
2200118	424 - Carbon monoxide incident	137 CENTER ST, NANTTICOKE, PA 18634
Incident Date: 2/7/2022		
2200124	111 - Building fire	675 Kidder ST, Wilkes Barre Twp, PA 18702
2200125	311 - Medical assist, assist EMS crew	395 MIDDLE RD, NANTTICOKE, PA 18634
2200126	311 - Medical assist, assist EMS crew	7 ORCHARD ST, NANTTICOKE, PA 18634
2200123	9002 - Investigation	513 KOSCIUSZKO ST, NANTTICOKE, PA 18634
2200122	311 - Medical assist, assist EMS crew	209 APOLLO CIR, NANTTICOKE, PA 18634
2200127	9002 - Investigation	913 S MARKET ST, NANTTICOKE, PA 18634
Incident Date: 2/8/2022		

NANTTICOKE FIRE DEPT

Incident Record List

87 Records

Incident Number	Incident Type	Location
2200129 511 - Lock-out		474 PROSPECT ST, NANTTICOKE, PA 18634
2200128 324 - Motor vehicle accident with no injuries.		579 E MAIN ST, NANTTICOKE, PA 18634
2200130 9002 - Investigation		200 WELLES ST, NANTTICOKE, PA 18634
Incident Date: 2/9/2022		
2200132 311 - Medical assist, assist EMS crew		12 W Kirrmar PKY, NANTTICOKE, PA 18634
2200133 311 - Medical assist, assist EMS crew		333 W UNION ST, NANTTICOKE, PA 18634
2200131 322 - Motor vehicle accident with injuries		S MARKET ST & E Church ST, NANTTICOKE, PA
2200134 311 - Medical assist, assist EMS crew		425 E RIDGE ST, NANTTICOKE, PA 18634
Incident Date: 2/10/2022		
2200138 324 - Motor vehicle accident with no injuries.		E CHURCH ST & KOSCIUSZKO ST, NANTTICOKE, PA
2200137 311 - Medical assist, assist EMS crew		46 LINCOLN ST, NANTTICOKE, PA 18634
2200135 111 - Building fire		109 LOOMIS ST, NANTTICOKE, PA 18634
2200136 311 - Medical assist, assist EMS crew		60 W GREEN ST, NANTTICOKE, PA 18634
Incident Date: 2/12/2022		
2200139 745 - Alarm system activation, no fire - unintentional		390 W GRAND ST, NANTTICOKE, PA 18634
2200140 611 - Dispatched & canceled en route		43 Fire Hall RD, Conyngham Twp, PA 18660
Incident Date: 2/13/2022		
2200142 311 - Medical assist, assist EMS crew		100 NANTTICOKE AVE, NANTTICOKE, PA 18634
2200141 311 - Medical assist, assist EMS crew		171 W NOBLE ST, NANTTICOKE, PA 18634
Incident Date: 2/14/2022		
2200143 322 - Motor vehicle accident with injuries		5 E MAIN ST, NANTTICOKE, PA 18634
Incident Date: 2/15/2022		
2200145 511 - Lock-out		1 W MAIN ST, NANTTICOKE, PA 18634
2200146 311 - Medical assist, assist EMS crew		201 APOLLO CIR, NANTTICOKE, PA 18634
2200149 311 - Medical assist, assist EMS crew		1 JIFKIN ST, NANTTICOKE, PA 18634
2200147 444 - Power line down		66 SLOPE ST, NANTTICOKE, PA 18634
2200148 324 - Motor vehicle accident with no injuries.		HANOVER ST & W FIELD ST, NANTTICOKE, PA

NANTTICOKE FIRE CITY

Incident Record List

87 Records

Incident Number	Incident Type	Location
2200150 116	Fuel burner/boiler malfunction, fire confined	226 Oak Street ST, Sugar Notch, PA 18634
2200144 311	Medical assist, assist EMS crew	347 HANOVER ST, NANTICOKE, PA 18634
Incident Date: 2/16/2022		
2200152 444	Power line down	220 W MAIN ST, NANTICOKE, PA 18634
2200151 324	Motor vehicle accident with no injuries.	E MAIN ST & E Kosciuszko ST, NANTICOKE, PA
Incident Date: 2/17/2022		
2200155 611	Dispatched & canceled en route	561 Main RD, Hanover Township, PA 18706
2200154 611	Dispatched & canceled en route	140 Lees Park AVE, Hanover Township, PA 18706
2200156 323	Motor vehicle/pedestrian accident (MV Ped)	1 WEIS PLZ, NANTICOKE, PA 18634
2200153 311	Medical assist, assist EMS crew	1214 HANOVER ST, NANTICOKE, PA 18634
2200157 424	Carbon monoxide incident	98 W MAIN ST, NANTICOKE, PA 18634
Incident Date: 2/18/2022		
2200160 444	Power line down	187 W GREEN ST, NANTICOKE, PA 18634
2200158 322	Motor vehicle accident with injuries	PROSPECT ST & E Noble ST, NANTICOKE, PA
2200159 511	Lock-out	1 WEIS PLZ, NANTICOKE, PA 18634
Incident Date: 2/19/2022		
2200165 9002	Investigation	411 E RIDGE ST, NANTICOKE, PA 18634
2200161 511	Lock-out	38 BIRCH AVE, NANTICOKE, PA 18634
2200162 9002	Investigation	228 W Main ST, Glenn Lyon, PA 18617
2200163 8131	Fallen tree	300 W Main ST, Glenn Lyon, PA 18617
2200164 113	Cooking fire, confined to container	1 1/2 college HL, Newport Township, PA 18634
Incident Date: 2/20/2022		
2200166 311	Medical assist, assist EMS crew	167 W RIDGE ST, NANTICOKE, PA 18634
2200169 311	Medical assist, assist EMS crew	1211 PROSPECT ST, NANTICOKE, PA 18634
2200168 311	Medical assist, assist EMS crew	395 MIDDLE RD, NANTICOKE, PA 18634
2200167 511	Lock-out	284 E GRAND ST, NANTICOKE, PA 18634
Incident Date: 2/21/2022		

NANTICOKE FIRE DEPARTMENT

Incident Record List

87 Records

Incident Number	Incident Type	Location
2200172 311	Medical assist, assist EMS crew	100 NANTTICOKE AVE #105, NANTTICOKE, PA 18634
2200171 9002	Investigation	28 W WASHINGTON ST, NANTTICOKE, PA 18634
2200170 412	Gas leak (natural gas or LPG)	54 HANOVER ST, NANTTICOKE, PA 18634
Incident Date: 2/22/2022		
2200173 111	Building fire	113 Regal ST, Hanover Twp, PA 18706
2200176 611	Dispatched & canceled en route	197 Constitution AVE, Hanover Twp, PA 18706
2200175 733	Smoke detector activation due to malfunction	10 E FIELD ST, NANTTICOKE, PA 18634
2200174 311	Medical assist, assist EMS crew	250 Traceport RD, Nanticoke, PA 18634
Incident Date: 2/23/2022		
2200177 700	False alarm or false call, other	12 Prince Street STs, Hanover Twp., PA 18702
2200178 444	Power line down	122 E GREEN ST, NANTTICOKE, PA 18634
2200179 311	Medical assist, assist EMS crew	395 MIDDLE RD, NANTTICOKE, PA 18634
Incident Date: 2/24/2022		
2200180 652	Steam, vapor, fog or dust thought to be smoke	HANOVER ST & W MAIN ST, NANTTICOKE, PA
2200182 311	Medical assist, assist EMS crew	29 N CHESTNUT ST, NANTTICOKE, PA 18634
2200181 413	Oil or other combustible liquid spill	167 STATE ST, NANTTICOKE, PA 18634
2200183 311	Medical assist, assist EMS crew	242 ENTERPRISE ST, NANTTICOKE, PA 18634
Incident Date: 2/25/2022		
2200185 311	Medical assist, assist EMS crew	684 PULASKI ST, NANTTICOKE, PA 18634
2200186 113	Cooking fire, confined to container	234 W UNION ST, NANTTICOKE, PA 18634
2200184 111	Building fire	749 Main Street ST, Sugar Notch, PA 18706
2200187 611	Dispatched & canceled en route	749 Main Street ST, Sugar Notch, PA 18706
Incident Date: 2/26/2022		
2200188 324	Motor vehicle accident with no injuries.	HANOVER ST & W FIELD ST, NANTTICOKE, PA
2200190 311	Medical assist, assist EMS crew	119 ORCHARD ST, NANTTICOKE, PA 18634
2200189 522	Water or steam leak	620 COLLEGE ST, NANTTICOKE, PA 18634
Incident Date: 2/27/2022		

NANTTICOKE FIRE DEPARTMENT

Incident Record List
87 Records

Incident Number	Incident Type	Location
2200192 311	- Medical assist, assist EMS crew	1218 NEW GRANT ST, NANTICOKE, PA 18634
2200191 9002	- Investigation	56 COAL ST, NANTICOKE, PA 18634
Incident Date: 2/28/2022		
2200193 311	- Medical assist, assist EMS crew	1609 HANOVER ST, NANTICOKE, PA 18634
2200194 9002	- Investigation	1010 HANOVER ST, NANTICOKE, PA 18634

NANTICOKE CITY FIRE DEPARTMENT

To: Mayor's Office and City Council

From: Rick Josefowicz

Subject: Street Department Report for the Month of February 2022

Date: 3/7/2022

Signs

1. Installed one new sign for the Magistrate at rear entrance of City Building.
2. Installed seven handicap signs.
 - a. 116 West Grand Street
 - b. 115 East Noble Street
 - c. 240 Pine Street
 - d. 1222 Maple Street
 - e. 219 Garfield Street
 - f. 308 East Noble Street
 - g. 314 South Prospect Street
3. Removed five handicap signs.
 - a. 224 East Main Street
 - b. 420 East Grand Street
 - c. 287 East Noble Street
 - d. 1220 South Prospect Street
 - e. 415 East Noble Street
4. Changed seven handicap placards.
 - a. 118 West Noble Street
 - b. 153 West Noble Street
 - c. 46 West Grand Street
 - d. 142 West Noble Street
 - e. 405 East Grand Street
 - f. 35 Hill Street
 - g. 172 West Noble Street
5. Replaced two signs in front of City Building with new metal reflective signs.

COG Paving

1. No COG work during the month.

City Property Maintenance and Repairs

1. Weekly Maintenance in City Hall.
2. Emptied both trash cans located at the bus stop shelters as needed during the month.
3. Cleaned shop inside two times during the month.
4. Litter picking was done at location of lower Broadway from Access Road to the bridge entrance as needed during the month.
5. Litter picking was done at the City Building, St. Joseph's lot, Market Street, around Patriot Park and Main Street from red light to Antonio's Pizza as needed during the month.
6. Cleaned debris dumped on roadway at East Main and Kosciusko Streets.
7. Repaired desk in City Building.

8. 2/14/2022-No heat in City Building. Reset all relays on heating units. Heating unit restarted.
9. Removed one broken bench from Patriot Park.
10. Changed seven light bulbs in City Building.
11. Cleaned up all tree debris in Patriot Park.
12. Raked all leaves at City Building.
13. Cleaned up concrete debris dumped in alleyway dumped in the Honey Pot Section.
14. Cleaned up roadway debris on corner of Walnut and East Noble Streets due to road coming apart. Road was then patched.
15. Removed post on Park Street due to damage from car breaking sign off pole.

Flags and Veteran Banners

1. Nothing to report this month.

Pothole Patching

1. Sixteen tons of cold patch was used to patch potholes City wide including alleys as needed.

P.A.1 Calls

1. There were **58** P.A.1 calls during the month. Roads and Alleys were marked as required.

Sewer and Storm Water

1. One sewer call at 61 West Green Street. WVSA was called to flush main line.
2. Tops of storms basins were cleaned three times during the month.
3. 2/16/2022-Repaired storm basin at corner of Cherry Drive and Kosciusko Street due to erosion of basin.

Winter Maintenance

1. 2/2/2022- Received on pallet of sidewalk salt. Moved to Stickney building for storage.
2. 2/4/2022- Freezing rain, plowed and salted all City Streets, cleaned all City parking lots and City sidewalks.
3. 2/7/2022-
 - a. Cleaned all equipment from salting on 2/4/2022.
 - b. Cleaned all plows and put them away.
 - c. Placed order for 110 tons of road salt and one pallet of sidewalk salt.
 - d. Replaced cutting edge on 2015 Ram 5500 plow.
4. 2/10/2022- Salted melting snow run off where needed.
5. 2/13/2022- 911 call out due to snow.
6. 2/15/2022-
 - a. Five loads of road salt delivered.
 - b. Washed all equipment from salting on 2/13/2022
7. 2/16/2022- Hauled 10 bags of sidewalk salt to City Building and 6 bags to Fire Headquarters.
8. 2/25/2022- Ice Storm, freezing rain, plowed and salted all City Streets, cleaned all City parking lots and City sidewalks.
9. 2/28/2022-
 - a. Washed all equipment from salting on 2/25/2022
 - b. Cleaned all plows and put them away.
 - c. Greased and serviced spreaders on all trucks.

Vehicle and Equipment Maintenance

1. Checked all fluids in trucks and equipment twice during the month.
2. All trucks and equipment were washed during the month three times due to salting City streets.
3. 2015 Ram 5500- new cutting edge was installed.
4. 2016 F-350 was taken to Barber Ford for a recall.

Gas Leaks

1. None during the month.

Water Leaks

1. Two water leaks during the month.
 - a. 2/1/2022-
 - i. Water Main break at 124 East Green Street.
 - ii. Vacant house at 10 West Grand Street. Water was running out front door of house. Water Company was called, and water was shut off.

911 Calls

1. One call out during the month to salt roadway due to snow and ice storms.

Miscellaneous

1. 2/3/2022- Street Department monitored all City streets for street flooding due to heavy rain.
2. 2/8/2022- DPW crews drove all City streets making lists off all potholes to be filled in upcoming days.

Roadkill

1. One during the month.

Fuel Report				
Truck #	Miles	Gallons	Fuel Type	Comments
1	745	123.1	Gas	
2	237	102.4	Gas	
3	203	36.8	Diesel	
4	281	37.2	Diesel	
5	191	39.5	Diesel	
6	508	71.3	Gas	
Skid'steer	0	27.3	Diesel	
Loader	0	22.4	Diesel	
Misc cans for tractors and grass cutters		0	Diesel	
		0	Gas	
Total		460		

FEBRUARY 2022 CODE REPORT

INSPECTIONS

INSPECTIONS	<u>TOTAL</u>	<u>COST</u>
Residential Sale	10	\$ 1,000.00
Residential Rental	7	\$ 440.00
Commercial Sale	1	\$ 350.00
Commercial Rental		

PERMITS

Building	3	\$ 2,020.38
Electrical	6	\$ 747.00
Plumbing/ Hvac	1	\$ 109.50
Dumpster		

Licenses/Registration

Contractor License - City		
Landlord License	1	\$ 100.00
Health License		
Liquor/ BYOB License		
Vacant Property	1	\$ 350.00


Other

Zoning App Fee		
Zoning Hearing	1	\$ 450.00
Planning Review		
Planning Hearing		
Pave Cuts	5	\$ 708.00
Sewer Tap In		
Fines		
Other		

TOTAL DEPOSITS

\$ 6,887.75

PREPARED BY: Jen Wardecki



HONORABLE MAYOR AND COUNCIL

**I WISH TO SUBMIT THE REFUSE FEE
COLLECTIONS FOR THE MONTH OF FEBRUARY
2022.**

**REFUSE \$103,826.00
RETURNED CHECK \$387.00
REFUNDS \$
RESEARCH FEE \$215.00
CREDIT/DEBT CARDS \$1857.00**

TOTAL = \$105,511.00

MONEY COLLECTED FOR 2022 IS \$700,486.50

**MONEY FOR THE ABOVE REFUSE FEE AND
OTHERS AS LISTED ABOVE HAS BEEN
DEPOSITED AT THE TREASURER OFFICE.**

RESPECTFULLY YOURS,

Patricia Zondarski

**REFUSE DELINQUENT MONEY COLLECTED IN
JANUARY 2022 TO FEBRUARY IS \$7526.98.**

City of Nanticoke
Income Statement
For the Two Months Ending February 28, 2022

	Current Month	Year to Date	Current M-T-D	Year to Date
	\$	\$	Budget	Budget
Revenues				
Real Estate - Current	0.00	10,541.95	145,166.66	1,742,000.00
Real Estate--Delinquent	6,989.32	22,391.66	15,416.66	185,000.00
Real Estate--Prior Period	0.00	(411.18)	0.00	0.00
Residence Tax Current	108.80	460.80	1,733.33	20,800.00
Residence Tax--Prior Year	425.90	1,019.67	0.00	0.00
Per Capita--Current	108.80	460.80	1,733.33	20,800.00
Per Capita--Delinquent	425.90	1,019.67	0.00	0.00
Real Estate Transfer Tax	7,120.82	17,988.66	5,833.33	70,000.00
Merchantile/Business Privilege	5,226.44	7,905.01	17,083.33	205,000.00
Current EIT- Act 511	665,848.11	820,731.58	250,000.00	3,000,000.00
EIT--- Act 47	0.00	0.00	0.00	0.00
Earned Income Tax - Prior Year	0.00	0.00	0.00	0.00
EIT Commuter Tax	0.00	0.00	0.00	0.00
Local Services Tax	21,636.74	24,421.30	7,916.66	95,000.00
Amusement Tax	0.00	0.00	383.33	4,600.00
Street Vendor Permits	0.00	0.00	20.83	250.00
Contractor License Income	0.00	1,250.00	416.66	5,000.00
BYOB Annual Fees	0.00	0.00	25.00	300.00
Cable Television Tax	36,452.83	36,452.83	12,250.00	147,000.00
Dumpser Permit Income	0.00	15.00	62.50	750.00
Magistrate Fines	839.27	1,968.11	1,500.00	18,000.00
Magistrate Fines/Code Dept	0.00	190.77	0.00	0.00
State Police Fines	0.00	0.00	416.67	5,000.00
Parking Ticket/Ordinance Viol.	700.00	1,635.00	666.66	8,000.00
Clerk of Court/Probation Fines	71.57	128.92	250.00	3,000.00
Restitution	18.88	70.79	166.67	2,000.00
Interest Income	48.25	112.70	208.33	2,500.00
Rental Income Sewer Auth	0.00	0.00	0.00	0.00
Rental Income Dist Judge	1,500.00	3,000.00	1,500.00	18,000.00
Rental Income Ambulance	0.00	0.00	0.00	0.00
Rental Income Stickney	0.00	0.00	0.00	0.00
SITE Income	0.00	0.00	0.00	0.00
UDAG Income	0.00	0.00	0.00	0.00
EMJAZE MKTG	0.00	0.00	25.00	300.00
DHS Fire Grant	0.00	0.00	0.00	0.00
Emergency Disaster Relief-FEMA	0.00	0.00	0.00	0.00
American Rescue Plan Grant	0.00	0.00	0.00	0.00
Warrior Run Police Grant	0.00	0.00	0.00	0.00
Act 66 Public Util Realty Tax	0.00	0.00	0.00	0.00
Fuel Tax Refund	0.00	0.00	0.00	0.00
Liquor Control Board	0.00	0.00	283.33	3,400.00

For Management Purposes Only

City of Nanticoke
Income Statement
For the Two Months Ending February 28, 2022

	Current Month	Year to Date	Current M-T-D	Year to Date
		Budget	Budget	Budget
Pension -- State Aid	0.00	0.00	0.00	0.00
ADHOC post retire Adj	0.00	0.00	22,916.67	275,000.00
Volunteer Fire Company Relief	0.00	0.00	0.00	0.00
School Resource Officer	0.00	0.00	0.00	27,200.00
Traffic Control Officer Reimbur	0.00	0.00	0.00	0.00
Police Equipment Grant	0.00	0.00	0.00	0.00
Police AG Pay Reimbursement	0.00	0.00	0.00	0.00
Police Drug Task Force Reimb	0.00	0.00	916.67	11,000.00
Police Aggressive Driving Reimb	0.00	0.00	0.00	0.00
Municipal Authority Reimburse	0.00	0.00	0.00	0.00
School District Shared Payment	0.00	0.00	0.00	0.00
PILOT	0.00	0.00	0.00	0.00
Police Shared Services	0.00	0.00	0.00	0.00
PILOT LCCC	0.00	0.00	0.00	0.00
POLICE SERVICES HOUSING AGRE	0.00	0.00	2,083.33	25,000.00
Fire Services Agreement/Plym Tp	1,700.00	2,337.50	1,333.33	16,000.00
Civil Service Testing Fees	0.00	0.00	0.00	0.00
Zoning/Subdivision/Land Fees	0.00	0.00	83.33	1,000.00
Planning Commission	0.00	0.00	83.33	1,000.00
Zoning Hearing Fees	450.00	485.00	83.33	1,000.00
Plan Review	0.00	0.00	291.67	3,500.00
Sale of Maps & Publications	0.00	0.00	6.25	75.00
Engineering Services Reimburse	0.00	0.00	208.33	2,500.00
Cobra Income	0.00	0.00	0.00	0.00
Police Reports- Copies	330.00	570.00	233.33	2,800.00
Police Alarm Fees	500.00	500.00	62.50	750.00
Police- Handicap Sign Fees	100.00	100.00	375.00	4,500.00
Fire Reports	15.00	30.00	2.08	25.00
Building Permits	2,020.38	5,175.13	5,416.67	65,000.00
Building Inspections	0.00	0.00	1,250.00	15,000.00
Electrical Permits	747.00	996.00	233.33	2,800.00
Electrical Inspections	0.00	0.00	0.00	0.00
Plumbing Permits	109.50	109.50	41.67	500.00
Occupancy Permits- Residential	1,000.00	1,400.00	1,291.67	15,500.00
Commercial Occupancy Permits	350.00	350.00	166.67	2,000.00
Rental Inspection	440.00	1,365.00	833.33	10,000.00
Landlord Fees	100.00	100.00	2,333.33	28,000.00
Mechanical Insp. Fees	0.00	0.00	16.67	200.00
Plumbing/Heating Insp. Fees	0.00	0.00	41.67	500.00
Vacant/Abandoned Bldg Registr	350.00	350.00	583.33	7,000.00
Permits - LCCC	0.00	0.00	0.00	0.00
Street Repair -- Pave Cuts	708.00	1,367.00	333.33	4,000.00

For Management Purposes Only

City of Nanticoke
Income Statement
For the Two Months Ending February 28, 2022

	Current Month	Year to Date	Current M-T-D Budget	Year to Date Budget
Sewage Repair & Hookup	0.00	0.00	0.00	0.00
Health Inspection Services	0.00	600.00	458.33	5,500.00
Engineering Inspection	0.00	0.00	0.00	0.00
Duplicate Tax Bills	0.00	0.00	0.00	0.00
Misc Revenue	0.00	561.33	1,666.67	20,000.00
Miscellaneous Grant Income	0.00	0.00	0.00	0.00
Donations for Police Dog	0.00	0.00	0.00	0.00
Reimburse for Mini Pumper	0.00	0.00	0.00	0.00
City Sponsored Event Income	5,980.00	5,980.00	0.00	0.00
Misc Rev - HomeServe Program	0.00	0.00	0.00	0.00
Misc Income- Fire Reovery-MVA	374.00	374.00	0.00	0.00
Cobra Income	0.00	0.00	0.00	0.00
K Route Grant Income	0.00	0.00	0.00	0.00
Heart & Lung Reimbursement	0.00	7,910.00	0.00	0.00
Benecon Benefit Reimbursement	0.00	0.00	0.00	0.00
UComp Reimbursement	0.00	0.00	0.00	0.00
Sale of Assets	0.00	0.00	0.00	0.00
Dividends and Fees	0.00	0.00	0.00	0.00
Transfer in	0.00	0.00	0.00	0.00
Copay Income	6,197.55	11,292.20	3,583.33	43,000.00
Transfer from Special Revenue	0.00	0.00	0.00	0.00
Due from GF to City Tax Acct	0.00	0.00	0.00	0.00
Transfer from Home Progra	0.00	0.00	0.00	0.00
Transfer from Sewer Fund	0.00	0.00	22,934.00	275,208.00
Transfer from Highway Aid	0.00	0.00	0.00	0.00
Transfer from Refuse	0.00	0.00	6,029.92	72,359.00
Transfer from Community Develo	0.00	0.00	10,429.67	125,156.00
Funds From Loan Proceeds	0.00	0.00	0.00	0.00
Funds from Bond Proceeds	0.00	0.00	0.00	0.00
Tax/Rev Anticipation Note	0.00	0.00	0.00	0.00
Other Financing Sources	0.00	0.00	0.00	0.00
Total Revenues	768,993.06	993,306.70	549,381.02	6,619,773.00
Cost of Sales				
Total Cost of Sales	0.00	0.00	0.00	0.00
Gross Profit	768,993.06	993,306.70	549,381.02	6,619,773.00
Expenses				

For Management Purposes Only

City of Nanticoke
Income Statement
For the Two Months Ending February 28, 2022

	Current Month	Year to Date	Current M-T-D Budget	Year to Date Budget
PNC BANK FEE	0.00	0.00	0.00	0.00
M & T Bank Fees	0.00	0.00	0.00	0.00
Salary - Executive/Elected	1,269.20	2,488.40	1,333.33	16,000.00
Salary--Mayor	769.24	1,538.48	833.33	10,000.00
FICA- Executive	155.96	308.08	165.75	1,989.00
U comp executive	0.00	0.00	126.67	1,520.00
Office Supplies- Executive	0.00	142.25	41.67	500.00
Professional Fees- Executive	0.00	1,794.44	20.83	250.00
Communication - Executive	0.00	0.00	20.83	250.00
Transportation & Travel- Exec	0.00	0.00	0.00	0.00
Advertising, Printing- Executive	0.00	0.00	0.00	0.00
Surety and Fidelity- Executive	0.00	0.00	0.00	0.00
Insurance E&O - Executive	0.00	0.00	0.00	0.00
Dues & Memberships- Executive	0.00	2,714.04	616.67	7,400.00
Meetings & Conferences- Exec	0.00	0.00	375.00	4,500.00
Miscellaneous- Executive	0.00	0.00	41.67	500.00
Salary-City Administrator	4,046.56	8,093.12	6,247.75	74,973.00
Dental Insurance-Admin	0.00	0.00	0.00	0.00
Vision Insurance-Admin	0.00	0.00	11.33	136.00
Health/Hospital Insurance-Admi	40.50	40.50	333.33	4,000.00
Life Insurance- Administrator	69.99	139.98	46.25	555.00
FICA- Administrator	433.42	866.84	478.00	5,736.00
Unemployment Comp Ins -Admin	0.00	0.00	43.75	525.00
Health Care Buyout - Admin	0.00	0.00	0.00	0.00
Vacation BB	0.00	0.00	0.00	0.00
Office Supplies- Admin	0.00	0.00	0.00	0.00
Admin Computer	0.00	0.00	83.33	1,000.00
Management Consulting - Admin	0.00	0.00	104.16	1,250.00
Communication/Phone- Admin	0.00	0.00	0.00	0.00
Transportation & Travel- Admin	0.00	0.00	29.17	350.00
Advertising, Printing- Admin	0.00	0.00	83.33	1,000.00
Surety & Fidelity- Admin	0.00	0.00	20.83	250.00
Workers Compensation-Admin	0.00	0.00	0.00	0.00
Dues,Subscrips &Members-Admin	15.67	15.67	85.83	1,030.00
Meetings & Conferences, Admin	0.00	0.00	41.67	500.00
Misc. Expense Administrator	0.00	0.00	62.50	750.00
Admin- Minor Equipment	0.00	0.00	0.00	0.00
Accounting Review Services	0.00	0.00	0.00	0.00
Salary-City Controller	0.00	0.00	0.00	0.00
Salary- Finance Director	4,420.56	8,841.12	4,777.33	57,328.00
Salaries Fin.Coot&Admin.Asst.	1,808.80	3,617.60	3,909.33	46,912.00
Finance Part Time Admin Asst	0.00	0.00	0.00	0.00

For Management Purposes Only

City of Nanticoke
Income Statement
For the Two Months Ending February 28, 2022

	Current Month	Year to Date	Current M-T-D Budget	Year to Date Budget
Part Time Secretary	0.00	0.00	0.00	0.00
Salary Open Records	160.00	320.00	173.33	2,080.00
Dental Insurance- Finance	0.00	0.00	152.17	1,826.00
Vision Insurance- Finance	0.00	0.00	22.67	272.00
Health/Hospital Ins- Finance	6,226.44	6,226.44	6,157.33	73,888.00
Life Insurance- Finance	96.00	192.00	92.50	1,110.00
FICA- Finance	609.22	1,218.43	664.50	7,974.00
Unemployment Comp Ins -Finance	0.00	0.00	87.50	1,050.00
Med Insurance Buy-Out- Finance	0.00	0.00	0.00	0.00
Vacation BB Bonus	0.00	0.00	0.00	0.00
Finance Over Time	0.00	0.00	0.00	0.00
Office Supplies- Finance	462.51	821.55	375.00	4,500.00
Finance Computer exp	0.00	0.00	208.33	2,500.00
Payroll Service - Finance	390.33	1,160.18	475.00	5,700.00
City Audit - Finance	0.00	0.00	1,679.17	20,150.00
Bank Charges - Finance	0.00	0.00	8.33	100.00
Actuary Fee	0.00	0.00	500.00	6,000.00
Single & Program Audit Finance	0.00	0.00	0.00	0.00
Arbitration Fee - Contract Neg	0.00	0.00	0.00	0.00
Communication/Phone- Finance	0.00	0.00	0.00	0.00
Transport & Travel- Finance	0.00	0.00	41.67	500.00
Advertising, Printing- Finance	0.00	0.00	41.67	500.00
Surety and Fidelity- Finance	0.00	0.00	233.33	2,800.00
Workers Compensation- Finance	54.81	54.81	119.33	1,432.00
Dues,Subscrips.&Member-Finance	0.00	0.00	250.00	3,000.00
Meetings & Conferences-Finance	0.00	0.00	41.67	500.00
NonUniform Pension MMO Finance	0.00	0.00	6,427.67	77,132.00
Minor Equipment-Finance	0.00	0.00	62.50	750.00
Salary City Treasurer	0.00	0.00	3,896.83	46,762.00
Salary- Treasurer Clerical	3,606.40	7,212.80	0.00	0.00
Dental Insurance- Treasurer	0.00	0.00	24.08	289.00
Vision Insurance-Treasurer	0.00	0.00	4.58	55.00
Medical Insurance-Treasurer	3,113.22	3,113.22	3,078.67	36,944.00
Life Insurance-Treasurer	47.77	95.54	46.25	555.00
FICA-Treasurer	263.95	527.89	298.08	3,577.00
Unemployment Comp Ins -Treas	0.00	0.00	43.75	525.00
Med Insurance BuyOut-Treasurer	0.00	0.00	0.00	0.00
Vacation BB Bonus	0.00	0.00	0.00	0.00
Office Supplies-Treasurer	0.00	74.99	83.33	1,000.00
Minor Equipment- Treasurer	0.00	75.00	41.67	500.00
Real Estate Trns Commi -Treas	0.00	0.00	0.00	0.00
Realty Trnsfr Tax Commis -Trea	0.00	0.00	0.00	0.00

For Management Purposes Only

City of Nanticoke
Income Statement
For the Two Months Ending February 28, 2022

	Current Month	Year to Date	Current M-T-D Budget	Year to Date Budget
Berkheimer EIT Commission	10,014.10	12,287.76	3,750.00	45,000.00
Berkheimer Other Commission	402.95	484.90	500.00	6,000.00
Per Capita Tax Bill - Treasurer	11,302.64	11,311.98	458.33	5,500.00
Tax Collection Fees	0.00	0.00	1,041.67	12,500.00
Treasurer Mileage	0.00	0.00	0.00	0.00
Treasurer's Shortage	0.00	0.00	0.00	0.00
Printing & Advertising - Treasurer	0.00	0.00	104.17	1,250.00
Surety & Fidelity Bond - Treasurer	0.00	0.00	133.33	1,600.00
Worker's Comp - Treasurer	0.00	0.00	53.58	643.00
Dues and Memberships - Treasurer	0.00	0.00	8.33	100.00
Meetings - Treasurer	0.00	0.00	0.00	0.00
City Solicitor Retainer - Legal	850.00	1,700.00	850.00	10,200.00
Solicitor Hourly - Legal Capit	6,705.00	9,397.50	0.00	0.00
Solicitor Hourly - Legal	0.00	0.00	4,166.67	50,000.00
Solicitor Labor Counsel - Legal	462.50	777.00	833.33	10,000.00
Solicitor Labor Hourly	0.00	0.00	0.00	0.00
Legal - Other	0.00	0.00	208.33	2,500.00
Conflict Council	0.00	0.00	41.67	500.00
Arbitration	0.00	0.00	0.00	0.00
Advertising/Printing - Legal	0.00	0.00	0.00	0.00
Surety & Fidelity - Legal	0.00	0.00	0.00	0.00
Meetings & Conferences - Legal	0.00	0.00	0.00	0.00
Salary - City Clerk	500.00	1,000.00	541.67	6,500.00
Medical Insurance - Clerk	0.00	0.00	0.00	0.00
FICA - Clerk	38.25	76.50	41.42	497.00
Unemployment - Clerk	0.00	0.00	25.00	300.00
Office Supplies - Clerk	0.00	0.00	20.83	250.00
City Hall Supplies - Clerk	0.00	0.00	8.33	100.00
Ordinance Codification - Clerk	0.00	0.00	276.25	3,315.00
Transportation & Travel - Clerk	0.00	0.00	0.00	0.00
Advertising/Printing - Clerk	111.50	111.50	233.33	2,800.00
Workers Compensation - Clerk	35.24	35.24	5.75	69.00
Dues, Subscrips, & Members - Clerk	0.00	0.00	20.83	250.00
Meetings & Conferences - Clerk	0.00	0.00	0.00	0.00
City Clerk - Home Rule	0.00	0.00	0.00	0.00
Other Admin - SPCA Fees	0.00	5,755.75	416.67	5,000.00
Architect & Engineer - Pub Prop	0.00	0.00	2,916.67	35,000.00
Salary Cleaning - Public Prop	588.00	1,107.75	650.00	7,800.00
Salary Supervisor - Public Prop	0.00	0.00	0.00	0.00
Dental Insurance - Public Prop	0.00	0.00	0.00	0.00
Vision - Public Prop	0.00	0.00	0.00	0.00
Medical - Public Prop	0.00	0.00	0.00	0.00

For Management Purposes Only

City of Nanticoke
Income Statement
For the Two Months Ending February 28, 2022

	Current Month	Year to Date	Current M-T-D Budget	Year to Date Budget
Life Insurance- Public Prop	0.00	0.00	0.00	0.00
FICA- Public Prop	44.98	84.74	49.75	597.00
Unemploy Comp - Public Prop	0.00	0.00	9.50	114.00
Other Pay - Ret	0.00	0.00	0.00	0.00
Vehicle Fuel-Public Prop	0.00	0.00	0.00	0.00
Materials&Supplies-Public Prop	166.99	187.48	333.33	4,000.00
Common Exp Water/Shred Pub Pro	39.90	93.80	108.33	1,300.00
Computer Expense -Public Prop	153.00	153.00	208.33	2,500.00
Communications - Data Charge	0.00	0.00	0.00	0.00
Fire Alarm Install/Monitoring	25.00	50.00	25.00	300.00
Telephone - Public Property	134.70	1,029.23	166.67	2,000.00
Phone System Upgrade -Pub Prop	0.00	0.00	0.00	0.00
Postage - Public Property	1,146.99	1,146.99	208.33	2,500.00
Copier - Public Property	0.00	0.00	125.00	1,500.00
Worker's Comp.-Public Prop	35.24	35.24	19.17	230.00
Insurance - Public Property	0.00	0.00	0.00	0.00
Utilities City Hall - Pub Prop	1,329.70	1,977.70	3,750.00	45,000.00
Utilities - Public Property	81.12	5,342.59	916.67	11,000.00
Property Maintenance - Pub Prop	1,478.75	6,500.19	1,500.00	18,000.00
Postage Meter Lease & Supplies	0.00	0.00	145.83	1,750.00
Safety Committee	0.00	0.00	20.83	250.00
Misc. General	346.76	346.76	0.00	0.00
Other Expenses	0.00	0.00	0.00	0.00
Cleaning - Public Property	1,515.54	3,929.61	1,750.00	21,000.00
Minor Equip - Public Property	0.00	0.00	41.67	500.00
Land	0.00	0.00	0.00	0.00
Salary- Police Chief	6,849.60	13,699.20	7,492.58	89,911.00
Salary - Admin Asst.Police	0.00	0.00	0.00	0.00
Salary - Patrol Officers	53,806.40	107,227.20	72,905.00	874,860.00
Part-Time Police Earnings	0.00	0.00	0.00	0.00
Police Reserve	0.00	0.00	0.00	0.00
Dog Trainer Wage Police	0.00	0.00	0.00	0.00
Widows Compensation	0.00	0.00	0.00	0.00
Salary Admin Asst.- Police	3,606.40	7,212.80	3,896.83	46,762.00
Dental Insurance-Police	0.00	0.00	961.42	11,537.00
Vision Insurance-Police	0.00	0.00	145.17	1,742.00
Medical Insurance-Police	39,595.94	39,595.94	45,728.50	548,743.00
Life Insurance-Police	284.83	521.43	331.25	3,975.00
Pension MMIO - Police	0.00	0.00	36,646.08	439,753.00
Fica/Medicare-Police Officers	1,104.51	2,474.06	1,247.50	14,970.00
Unemployment Comp Ins- Police	0.00	0.00	743.75	8,925.00
FICA/Medicare Clerical -Police	268.54	537.07	298.08	3,577.00

For Management Purposes Only

City of Nanticoke
Income Statement
For the Two Months Ending February 28, 2022

	Current Month	Year to Date	Current M-T-D Budget	Year to Date Budget
Health Care Buy Out Police	0.00	0.00	333.33	4,000.00
Pension Reimbursement - Police	0.00	0.00	0.00	0.00
Comp Time BB	0.00	0.00	0.00	0.00
Police Contract Uniform Allow	0.00	0.00	0.00	0.00
Holiday Pay Police	719.04	2,938.80	5,715.25	68,583.00
Personal Day Pay Police	0.00	4,058.40	250.00	3,000.00
Police Vacation Pay	0.00	0.00	0.00	0.00
Police Sick Time Bonus	0.00	500.00	1,000.00	12,000.00
Holiday Pay Retro - Police	0.00	0.00	0.00	0.00
Police Overtime	10,171.17	20,618.06	6,000.00	72,000.00
Overtime Clerical-Police	0.00	0.00	0.00	0.00
Other Pay - Ret	0.00	0.00	0.00	0.00
Police Court Pay	1,182.30	1,867.81	2,083.33	25,000.00
Other Pay	0.00	0.00	2,000.00	24,000.00
Heart and Lung Pay	10,582.40	21,164.80	0.00	0.00
Accrued payroll - Police	0.00	0.00	0.00	0.00
Police AG Pay	0.00	0.00	916.67	11,000.00
Office Supplies-Police	625.00	650.49	333.33	4,000.00
Gas, Oil & Operating Exp-Police	0.00	1,903.76	1,666.67	20,000.00
Clothing Allowance-Police	0.00	10,679.00	933.33	11,200.00
Uniform Replacement	0.00	0.00	62.50	750.00
Reserve Officer Uniforms	0.00	0.00	0.00	0.00
Vehicle Maintenance-Police	245.36	2,529.13	1,083.33	13,000.00
Materials & Supplies-Police	1,452.79	1,452.79	666.67	8,000.00
Supplies Ammunition - Police	0.00	0.00	166.67	2,000.00
Computer Expense - Police	0.00	0.00	750.00	9,000.00
Copier Lease - Police	0.00	0.00	0.00	0.00
Live Scan Fee	0.00	0.00	0.00	0.00
Communication Exp - Police	500.78	940.89	666.67	8,000.00
Membership/Advertise Police	990.00	990.00	41.67	500.00
Law Enforcement Liability	0.00	0.00	0.00	0.00
Other Insurance-Police	0.00	0.00	0.00	0.00
Worker's Comp-Police	15,480.71	15,480.71	8,119.92	97,439.00
Vehicle Insurance-Police	0.00	0.00	791.67	9,500.00
Electric Expense - Police	0.00	0.00	250.00	3,000.00
Medical Testing - Police	0.00	0.00	125.00	1,500.00
Equipment Maintenance - Police	0.00	0.00	83.33	1,000.00
Training-Police	0.00	0.00	83.33	1,000.00
Police Dog Supplies Maintenc	0.00	0.00	0.00	0.00
Police Dog Training	0.00	0.00	0.00	0.00
Drug & Alcohol Test Fees-Police	0.00	235.00	291.67	3,500.00
Misc.	0.00	0.00	41.67	500.00

For Management Purposes Only

City of Nanticoke
Income Statement
For the Two Months Ending February 28, 2022

	Current Month	Year to Date	Current M-T-D	Year to Date
	Budget	Budget	Budget	Budget
JAG grant expense	0.00	0.00	0.00	0.00
Police ID Kits	0.00	0.00	0.00	0.00
Police Legal	0.00	0.00	0.00	0.00
USDA Grant Exp	0.00	0.00	0.00	0.00
Warrior Run - Police	0.00	0.00	0.00	0.00
Post Retirement Health - Police	8,325.89	9,588.49	12,202.58	146,431.00
Minor Equipment - Police	0.00	254.72	666.67	8,000.00
Police Vehicle Lease	0.00	10,986.61	1,583.33	19,000.00
Police JAG Grant Supplies	0.00	0.00	0.00	0.00
Salary Fire Chief	6,425.60	12,851.20	6,960.92	83,531.00
Fire Chief Over Time	0.00	0.00	0.00	0.00
Salary Firefighters	42,788.60	85,456.40	53,379.75	640,557.00
Salary - Part Time Firefighter	0.00	451.50	666.67	8,000.00
Fire Chief Health Ins Premiums	0.00	0.00	0.00	0.00
Salary Deputy Chief	0.00	0.00	0.00	0.00
Dental Insurance-Fire	0.00	0.00	208.33	2,500.00
Vision Insurance-Fire	0.00	0.00	657.00	7,884.00
Medical Insurance-Fire	38,675.33	38,675.33	99.83	1,198.00
Life Insurance-Fire	287.79	623.81	229.17	348,259.00
Pension MIMO - Fire	0.00	0.00	16,132.50	2,750.00
FICA- Fire	5,359.25	10,497.39	4,915.33	58,984.00
Unemployment Comp Ins -Fire	0.00	0.00	481.25	5,775.00
Health Care Buy Out-Fire	0.00	0.00	333.33	4,000.00
Comp Time Buy Out-Fire	0.00	0.00	0.00	0.00
Fire Contract Uniform Allow	0.00	0.00	0.00	0.00
Holiday Pay Fire	0.00	3,975.45	2,314.92	27,779.00
Personal Days Fire	0.00	0.00	0.00	0.00
Fire - Vacation BB	0.00	0.00	0.00	0.00
Fire Sick Time BB Bonus	3,000.00	6,000.00	2,000.00	24,000.00
Fire - Compensatory Time BB	0.00	0.00	0.00	0.00
Overtime- Fire	9,423.91	13,209.16	1,666.67	20,000.00
Longevity Pay Fire	0.00	0.00	0.00	0.00
Shift Differential	0.00	0.00	200.00	2,400.00
Heart and Lung Pay	5,929.20	11,858.40	0.00	0.00
Call Back Time	4,007.94	6,457.85	916.67	11,000.00
Fire Other Pay	0.00	0.00	1,940.00	23,280.00
Accrued payroll - Fireman	0.00	0.00	0.00	0.00
Office Supplies- Fire	0.00	80.96	41.67	500.00
Vehicle Gas & Oil - Fire	0.00	1,419.33	833.33	10,000.00
Clothing Allowance-Fire	0.00	0.00	800.00	9,600.00
Vehicle Maintenance-Fire	491.74	2,256.16	2,083.33	25,000.00
Maintenance & Repairs-Fire	0.00	0.00	666.67	8,000.00

For Management Purposes Only

City of Nanticoke
Income Statement
For the Two Months Ending February 28, 2022

	Current Month	Year to Date	Current M-T-D	Year to Date
			Budget	Budget
Materials & Supplies - Fire	2,260.67	2,894.82	925.00	11,100.00
Interest Fire Truck Lease	0.00	0.00	0.00	0.00
Major Equipment Purchase-Fire	0.00	0.00	208.33	2,500.00
Minor Equipment-Fire	353.42	1,152.09	666.67	8,000.00
Fire Hose & Couplings	0.00	0.00	41.67	500.00
Communication Expense-Fire	400.10	800.20	491.67	5,900.00
Advertising	0.00	0.00	0.00	0.00
Property Insurance - Fire	0.00	0.00	291.67	3,500.00
Other Insurance-Fire	0.00	0.00	2,916.67	35,000.00
Worker's Comp Paid Drivers	10,298.96	10,298.96	6,425.67	77,108.00
Worker's Comp. Volunteers	5,966.53	5,966.53	0.00	0.00
Vehicle Insurance-Fire	0.00	0.00	1,416.67	17,000.00
Firehouse Utilities (Main)	203.11	2,465.68	708.33	8,500.00
Electric Tower - Fire	807.84	807.84	250.00	3,000.00
Hydrant Rental	3,361.69	6,723.38	3,416.67	41,000.00
Utilities-Volunteer Sta	82.52	769.48	375.00	4,500.00
New Hire/Medical Test - Fire	0.00	0.00	0.00	0.00
Fire- Computer Maintenance	1,895.00	1,895.00	250.00	3,000.00
Repairs/Building- Fire	0.00	210.35	833.33	10,000.00
Fire Training	0.00	0.00	266.67	3,200.00
Training Bonus Contract - Fire	0.00	0.00	0.00	0.00
Misc.	0.00	0.00	0.00	0.00
Post Retirement Health - Fire	4,253.38	6,197.38	9,393.33	112,720.00
Volunteer Fire State Aid	0.00	0.00	2,666.67	32,000.00
Repairs to Volunteer Fire Stat	0.00	0.00	62.50	750.00
Major Equip Purchase - Fire	0.00	6,620.96	0.00	0.00
Emergency Medical Services	0.00	0.00	0.00	0.00
Salary - Code Official	3,342.50	6,685.00	3,466.67	41,600.00
Salary - Code Sec PT	1,522.50	2,850.00	1,666.67	20,000.00
Salary - Health Inspector	0.00	0.00	1,083.33	13,000.00
Salary - Planning/Zoning/Code	0.00	0.00	0.00	0.00
Salary Asst/PT Code Inspector	0.00	0.00	0.00	0.00
Salary Plumbing Inspector	0.00	0.00	0.00	0.00
Salary Electrical Inspector	0.00	0.00	0.00	0.00
Code Consultant-BHW	2,067.38	4,557.38	2,083.33	25,000.00
Dental Insurance-Code Official	0.00	0.00	0.00	0.00
Vision Insurance-Code Official	0.00	0.00	0.00	0.00
Med Insurance-Code Official	1,316.69	1,316.69	1,313.58	15,763.00
Medical Testing - Code Official	0.00	0.00	0.00	0.00
Life Insurance Code Official	0.00	0.00	0.00	555.00
FICA- Code Department	367.77	720.61	306.58	3,679.00
Unemployment Comp Ins -Code	0.00	0.00	66.67	800.00

For Management Purposes Only

City of Nanticoke
Income Statement
For the Two Months Ending February 28, 2022

	Current Month	Year to Date	Current M-T-D	Year to Date
		Budget	Budget	Budget
Health Care Buy Out - Code	0.00	0.00	0.00	0.00
Office Supplies-Code Official	111.67	0.00	125.00	1,500.00
Building Codes-Code Official	0.00	359.95	166.67	2,000.00
Vehicle Maintenance - Code	0.00	0.00	125.00	1,500.00
Mileage - Code Official	0.00	0.00	0.00	0.00
Materials and Supplies Code	0.00	0.00	100.00	1,200.00
Vehicle Gasoline - Code	0.00	111.06	166.67	2,000.00
Computer Expense - Code Official	0.00	0.00	83.33	1,000.00
Title Work	0.00	0.00	62.50	750.00
Appraisal	0.00	0.00	62.50	750.00
Communication Code Official	147.22	288.69	208.33	2,500.00
Advert & Printing-Code Official	0.00	57.50	166.67	2,000.00
Surety and Fidelity - Code	0.00	0.00	0.00	0.00
Worker's Comp.-Code Official	80.52	80.52	70.50	846.00
Code Vehicle Ins	0.00	0.00	83.33	1,000.00
Training, Memberships-Code Off	0.00	0.00	100.00	1,200.00
General Expense-code	0.00	0.00	125.00	1,500.00
Demolition - Public Works	0.00	0.00	0.00	0.00
Code - Plan Review for Permits	0.00	0.00	83.33	1,000.00
Major Equip/Vehicle Purchases	0.00	0.00	0.00	0.00
Planning/Zoning/Codes Official	0.00	0.00	0.00	0.00
Planning & Zoning Eng & Other	0.00	0.00	250.00	3,000.00
Planning & Zoning Legal Fees	670.16	670.16	416.67	5,000.00
Planning & Zone Culinary Arts	0.00	0.00	0.00	0.00
Planning & Zone Title	0.00	0.00	0.00	0.00
Planning & Zoning Advertising	189.10	189.10	125.00	1,500.00
Vision Insurance-Refuse	0.00	0.00	0.00	0.00
Salary of Street Commissioner	0.00	0.00	0.00	0.00
Salary & Wages-Public Works	13,582.40	25,645.45	14,320.83	171,850.00
PW Seasonal Salaries	0.00	0.00	0.00	0.00
Dental Insurance-Pub Works	0.00	0.00	124.33	1,492.00
Vision Insurance-Pub Works	0.00	0.00	13.75	165.00
Medical Insurance-Pub Works	11,493.20	11,493.20	5,705.83	68,470.00
Life Insurance-Pub Works	203.72	309.38	185.00	2,220.00
Union Annuity- Public Works	0.00	0.00	0.00	0.00
FICA-Public Works	1,309.66	2,460.61	1,100.42	13,205.00
Unemployment Comp Ins -PubWork	0.00	0.00	175.00	2,100.00
Health Care Buy - Public Works	0.00	0.00	0.00	0.00
PW Sick Time Buy Back	0.00	0.00	0.00	0.00
Overtime- Public Works	3,940.70	7,394.31	666.67	8,000.00
Veh Gas & Oil-Public Works	0.00	2,307.15	1,333.33	16,000.00
Clothing Allowance-Public Work	2,807.43	3,297.86	583.33	7,000.00

For Management Purposes Only

City of Nanticoke
Income Statement
For the Two Months Ending February 28, 2022

	Current Month	Year to Date	Current M-T-D	Year to Date
		Budget	Budget	Budget
Road Maintenance Materials	0.00	0.00	0.00	1,500.00
Materials & Supplies - Pub Work	34.97	108.92	0.00	3,000.00
PW Office Supplies	629.66	1,069.63	0.00	750.00
Vehicle Repairs - Public Works	75.61	75.61	0.00	13,000.00
Equip Repairs - Public Works	0.00	0.00	0.00	1,000.00
PW Building Maint & Repair	0.00	0.00	0.00	0.00
Engineering Serv - Public Work	0.00	0.00	0.00	2,000.00
K Route	0.00	0.00	0.00	0.00
Communication/Phone - Pub Works	0.00	0.00	0.00	1,650.00
Worker's Comp. - Public Works	3,189.54	3,189.54	0.00	13,193.00
Veh&Equip Insurance - Pub Work	0.00	0.00	0.00	6,000.00
Utilities - Public Works	762.37	1,569.46	0.00	6,000.00
Pre Hire Test - Public Works	0.00	0.00	0.00	0.00
DPW-Maintenance& Repairs	0.00	0.00	0.00	5,000.00
Emergency Service - Pub Works	0.00	79.35	0.00	2,000.00
Mechanical Service - Pub Works	97.14	461.18	0.00	2,500.00
Equipment Rentals - Pub Works	0.00	0.00	0.00	1,500.00
Training Meetings - Street	0.00	0.00	0.00	0.00
General Expense - Pub Works	10.00	20.00	0.00	3,500.00
Demolition	0.00	0.00	0.00	50,000.00
Engineering Serv Paving - Pub W	0.00	0.00	0.00	0.00
DPW MMO Contribution	0.00	0.00	0.00	0.00
Minor Equipment - Public Works	0.00	0.00	0.00	10,000.00
Public Works Truck Lease	0.00	8,567.93	0.00	22,834.00
Vehicle Gas, Oil- Parks	0.00	0.00	0.00	0.00
Parks & Rec Board Expense	0.00	0.00	0.00	100.00
Maintenance - Parks & Recreati	0.00	0.00	0.00	500.00
City Sponsored Event Expenses	0.00	0.00	0.00	0.00
Veh. Maintenance-Parks	0.00	0.00	0.00	0.00
Park Improvements	0.00	0.00	0.00	0.00
Fuel, Light, Water - Park	102.45	348.29	0.00	2,700.00
Trees for City Park and Street	0.00	0.00	0.00	0.00
Misc-pubpropparks	0.00	0.00	0.00	500.00
Minor Equip-Parks	0.00	0.00	0.00	1,000.00
Public Safety Expense - Flood	0.00	0.00	0.00	0.00
Prior Yr. Accrued Expenses	0.00	0.00	0.00	0.00
Miscellaneous/Operating Txfers	0.00	0.00	0.00	0.00
Transfer to Capital Fund	0.00	0.00	0.00	0.00
Capital Lease Interest	0.00	0.00	0.00	0.00
Interfund Transfer Sewer Fund	0.00	0.00	0.00	275,208.00
Interfund Transfer Refuse	0.00	0.00	0.00	70,000.00
TRAN Principal	0.00	0.00	0.00	0.00

For Management Purposes Only

City of Nanticoke
Income Statement
For the Two Months Ending February 28, 2022

	Current Month	Year to Date	Current M-T-D Budget	Year to Date Budget
TRAN Interest	0.00	0.00	0.00	0.00
Amortization Expense	0.00	0.00	0.00	0.00
Dental Insurance Retires	0.00	0.00	0.00	0.00
Vision Insurance Retires	0.00	0.00	0.00	0.00
Health Insurance Retirees	0.00	0.00	0.00	0.00
Unemployment Insurance	0.00	0.00	0.00	0.00
Life Insurance	0.00	0.00	0.00	0.00
Medical Reimbursements	0.00	0.00	0.00	0.00
Workers Compensation	0.00	0.00	0.00	0.00
EMPLOYEE SALARIES	0.00	0.00	6,545.83	78,550.00
Liability Insurance	0.00	0.00	0.00	0.00
Surety and Fidelity	0.00	0.00	0.00	0.00
Vehicle/Liability Insurance	0.00	0.00	0.00	0.00
Early Intervention	0.00	0.00	352.50	4,230.00
Misc. Expense	0.00	0.00	0.00	0.00
Area on Aging Grant	0.00	0.00	0.00	0.00
FSA Aflac	0.00	0.00	0.00	0.00
Misc - Transitional Insur Fee	0.00	0.00	0.00	0.00
Police Vehicle Capital	0.00	0.00	0.00	0.00
Fire Vehicle /Equip Capital	0.00	0.00	0.00	0.00
Operating Trnsf	0.00	0.00	17,291.67	207,500.00
Transfer to Capital Expend.	0.00	0.00	0.00	0.00
Transfer to Spec Rev Fund	0.00	0.00	0.00	0.00
Tsf to Refuse Account	0.00	0.00	0.00	0.00
EMS Tax Reimbursement	0.00	0.00	0.00	0.00
Capital Outlay	0.00	0.00	0.00	0.00
PW Office Supplies	0.00	0.00	0.00	0.00
Total Expenses	415,688.00	721,623.88	551,647.63	6,619,773.00
Net Income	\$ 353,305.06	\$ 271,682.82	(2,266.61)	0.00

For Management Purposes Only

City of Nanticoke

Cash on Hand

3/16/2022

General Fund-M&T Checking	\$3,119,719.24
General Fund Money Market	\$2,579,335.09
Payroll Account	\$0
Police Equipment Fund	\$84,408.44
M&T Flex Spending	\$6,819.14
Petty Cash – Admin	\$100.00
Refuse Account	\$766,449.85
Sewer Account M&T	\$1,239,485.27
Sewer Account Pligit	\$651,192.04
Act 93 Escrow Acct	\$23,584.31
Cash – Pligit – Ecollect	\$9,400.20
Special Revenue Acct	\$1,076,190.85
Fire Equipment Grant – FNB	\$450.99
Demolition M&T	\$29,998.00
Fire Truck Capital	\$310.24
American Rescue Plan Grant Acct	\$539,677.41
Debt Service Fund	\$573,211.09
PIB Loan Account	\$80.94
Highway Aid – Liquid fuels	\$566,158.72
CDBG Accounts	\$195,801.02