

NANTICOKE CITY POLICE DEPARTMENT  
NANTICOKE, PENNSYLVANIA

**Office of the Chief of Police**  
Monthly Report of Activities  
**April 2021**


Total Incidents in April..... 534  
Total Incidents in 2021.....1,783

| Incident Listing By Type is attached<br><b>Activity</b> | <b>Number</b> |
|---|---------------|
| Traffic Violations and Citations Issued                 | 40            |
| Non-Traffic Citations Issued                            | 27            |
| Parking Tickets Issued                                  | 32            |
| Written Warnings Issued                                 | 13            |
| Abandoned Vehicles Removed                              | 14            |
| Motor Vehicle Accidents                                 | 20            |
| <b>Criminal Arrests</b>                                 | <b>Counts</b> |
| Abandoned Vehicle                                       | 15            |
| Assault   | 1             |
| Criminal Mischief                                       | 1             |
| Criminal Use Communication Facility                     | 1             |
| Disorderly Conduct                                      | 7             |
| Drug Act Violations                                     | 6             |
| D.U.I.  | 3             |
| False ID to Law Enforcement                             | 1             |
| False Reports of Law Enforcement                        | 1             |
| Harassment  | 5             |
| Institutional Vandalism                                 | 1             |
| Protection from Abuse Violations                        | 2             |
| Possession of Firearm by Minor                          | 1             |
| Public Drunkenness                                      | 1             |
| Receiving Stolen Property                               | 1             |
| Resisting Arrest  | 2             |
| Retail Theft  | 1             |
| Stalking  | 1             |
| Theft   | 1             |
| Threats   | 3             |
| <b>Total Criminal Arrests</b>                           | <b>55</b>     |

| Monthly Patrol Mileage |       | Total Mileage on Vehicle |
|------------------------|-------|--------------------------|
| Car # 4                | 812   | 15,599                   |
| Car # 5                | 483   | 55,184                   |
| Car # 6                | 821   | 1,590                    |
| Car # 8                | 833   | 80,062                   |
| Car # 9                | 1,165 | 63,832                   |
| Car # 10               | 568   | 26,893                   |

**Total Patrol Mileage.... 4,682**

Respectfully Submitted,



Michael Roke  
Chief of Police


**NANTICOKE CITY POLICE DEPARTMENT**  
**Nanticoke, Pennsylvania**

**Police Chief's Report**  
**Cash and Checks Received**

April 2021 Checks/Cash/Credit

|  |             |
|--|-------------|
| April 2021 Magistrate's Report Nanticoke             | \$ 2,374.78 |
| April 2021 Parking Tickets Nanticoke                 | \$ 835.50   |
| April 2021 Police Reports                            | \$ 330.00   |
| April 2021 Signs                                     | \$ 700.00   |
| April 2021 Alarm Fees                                | \$ 71.00    |
| April 2021 Luzerne County Probation<br>(Fines)       | \$ 0.00     |
| April 2021 Luzerne County Probation<br>(Restitution) | \$ 1,382.73 |

**Total \$ 5,694.01**



Michael Roke  
Chief of Police

# Calls for Service - by UCR Code

## Incidents Reported Between 04/01/2021 and 04/30/2021

### All Municipalities



| Code | Description                              | Primary Count | Secondary UCR Count |        |        |
|------|--|---------------|---------------------|--------|--------|
|      |  |               | Code 2              | Code 3 | Code 4 |
| 0411 | ASSAULT-KNIFE OR CUTTING INSTRUMENT      | 1             |                     |        |        |
| 0511 | BURGLARY-FORCED ENTRY-RESIDENCE-NIGHT    | 1             |                     |        |        |
| 0521 | UNLAWFUL ENTRY-NO FORCE-RESIDENCE-NIGHT  | 1             |                     |        |        |
| 0531 | ATTEMPT FORCIBLE ENTRY-RESIDENCE-NIGHT   | 1             |                     |        |        |
| 0615 | THEFT-\$200 & OVER-AUTO ACCESSORIES      | 1             |                     |        |        |
| 0617 | THEFT-\$200 & OVER-FROM BUILDINGS        | 3             | 1                   |        |        |
| 0619 | THEFT-\$200 & OVER-ALL OTHER             | 2             |                     |        |        |
| 0629 | THEFT-\$50 TO \$200-ALL OTHER            | 1             |                     |        |        |
| 0633 | THEFT-UNDER \$50-RETAIL THEFT            | 1             |                     |        |        |
| 0637 | THEFT - UNDER \$50 - FROM BUILDINGS      | 1             |                     |        |        |
| 0639 | THEFT-UNDER \$50-ALL OTHER               | 1             |                     |        |        |
| 0690 | THEFT-REPORTS                            | 8             |                     |        |        |
| 0712 | M.V.THEFT-STREET - RESIDENTIAL AREA      | 1             |                     |        |        |
| 0810 | SIMPLE PHYSICAL ASSAULTS                 | 0             | 1                   |        |        |
| 0830 | SEXUAL ASSAULT                           | 1             |                     |        |        |
| 1090 | FORGERY & COUNTERFEITING -REPORTS        | 0             | 1                   |        |        |
| 1100 | FRAUD                                    | 1             |                     |        |        |
| 1130 | FLIM FLAM                                | 1             |                     |        |        |
| 1140 | UNAUTHORIZED USE OF A MV                 | 3             |                     |        |        |
| 1150 | FRAUD - CREDIT CARDS, ATM                | 2             |                     |        |        |
| 1300 | STOLEN PROPERTY-RECEIVING,POSSESSING,ETC | 1             |                     |        |        |
| 1390 | STOLEN PROPERTY - REPORTS (RECOVERY)     | 1             |                     |        |        |
| 1410 | CRIMINAL MISCHIEF TO AUTOMOBILES         | 7             |                     | 1      |        |
| 1440 | CRIMINAL MISCHIEF - ALL OTHER            | 2             |                     |        |        |
| 1531 | WEAPONS - POSSESSION - FIREARMS          | 2             |                     |        |        |
| 1590 | WEAPONS - REPORTS                        | 1             |                     |        |        |
| 1841 | NARCOTICS-USE-MORPHINE, HEROIN,CODIENEC  | 3             |                     |        |        |
| 1843 | NARCOTICS-USE-SYNTHETIC NARCOTICS        | 1             |                     |        |        |
| 1890 | NARCOTICS - REPORTS                      | 4             | 1                   |        |        |
| 2000 | OFFENSES AGAINST FAMILY & CHILDREN       | 1             |                     |        |        |
| 2020 | OFFENSES AGAINST FAMILY-CHILD ABUSE      | 5             | 1                   |        |        |
| 2112 | DRIVE UNDER INFLUENCE-ALCOHOL-IMPAIRED   | 0             | 1                   |        |        |
| 2300 | PUBLIC DRUNKENESS                        | 1             |                     | 1      |        |
| 2400 | DISORDERLY CONDUCT                       | 8             | 1                   | 1      |        |
| 2410 | HARASSMENT BY COMMUNICATION              | 4             |                     |        |        |
| 2420 | DISORDERLY CONDUCT-PUBLIC PLACES         | 1             |                     |        |        |
| 2440 | DISORDERLY CONDUCT-DISTURBING THE PEACE  | 14            |                     |        |        |
| 2450 | HARASSMENT                               | 41            | 1                   | 1      |        |
| 2460 | DISORDERLY CONDUCT-OBSCENE LANGUAGE      | 1             |                     |        |        |
| 2480 | DISORDERLY CONDUCT-ALL OTHERS            | 2             |                     |        |        |
| 2490 | DISORDERLY CONDUCT-REPORTS               | 1             |                     |        |        |
| 2491 | FIREWORKS                                | 1             |                     |        |        |
| 2600 | ALL OTHER CRIMES CODE VIOLATIONS         | 1             | 1                   |        | 1      |
| 2632 | LITTERING                                | 1             |                     |        |        |
| 2647 | ALL OTHERS - PROTECTIVE ORDERS           | 13            |                     |        |        |
| 2650 | ALL OTHERS - PUBLIC NUISANCE             | 1             |                     |        |        |
| 2656 | ALL OTHER - THREATS (KILL,BOMB,PHONE,ETC | 3             |                     |        |        |
| 2660 | TRESPASSING OF REAL PROPERTY             | 10            |                     |        |        |

# Calls for Service - by UCR Code

## Incidents Reported Between 04/01/2021 and 04/30/2021

### All Municipalities



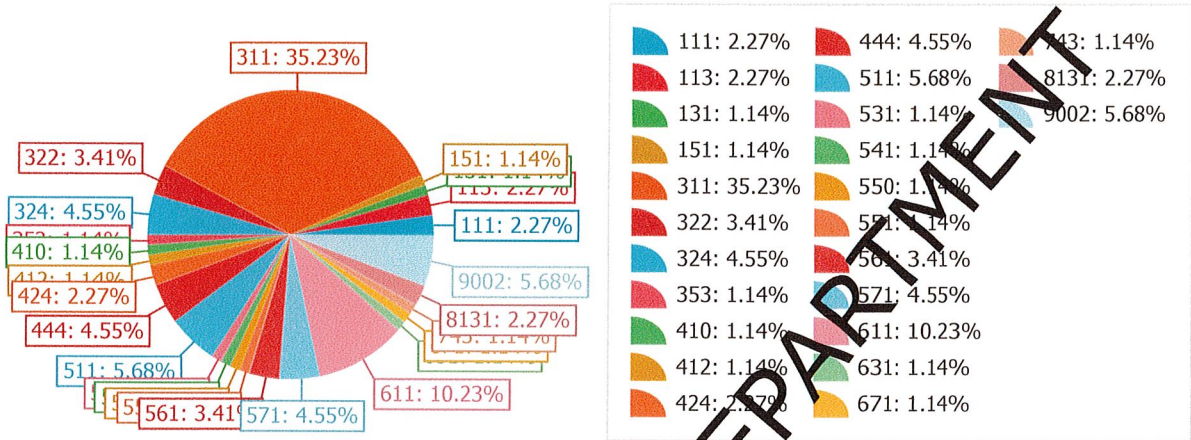
| Code | Description                                | Primary Count | Secondary UCR Count |        |        |
|------|--|---------------|---------------------|--------|--------|
|      |  |               | Code 2              | Code 3 | Code 4 |
| 2690 | ALL OTHER OFFENSES - REPORTS               | 1             |                     |        |        |
| 2720 | DOG LAW & BITES (1ST OFF. & STATE CIT)     | 1             |                     |        |        |
| 2810 | CITY ORD-ABANDONED VEH (INCLUDING STATE)   | 10            |                     |        |        |
| 2820 | CITY ORD-OPEN BURNING                      | 1             |                     |        |        |
| 2890 | CURFEW & LOITERING (JUVENILE) - REPORTS    | 1             |                     |        |        |
| 2911 | RUNAWAY - INCORRIGIBLE -MALE (JUVENILE)    | 1             |                     |        |        |
| 3100 | MOTOR VEHICLE ACCIDENTS                    | 20            |                     |        |        |
| 3320 | DOA  | 2             |                     |        |        |
| 3400 | MENTAL HEALTH                              | 27            | 1                   |        |        |
| 3500 | SUSPICIOUS PERSONS,AUTOS,CIRCUMSTANCES     | 12            |                     |        |        |
| 3501 | SUSPICIOUS PERSONS,AUTOS,CIRCUMSTANCES     | 14            | 3                   |        |        |
| 3600 | DISTURBANCES-DOMESTIC                      | 23            | 6                   | 2      |        |
| 3610 | DISTURBANCES-JUVENILE                      | 1             |                     |        |        |
| 3620 | DISTURBANCES-OTHER (FIGHTS,DISPUTES,ETC)   | 14            |                     |        |        |
| 3700 | WARRANTS-LOCAL-SERVICE                     | 7             |                     |        |        |
| 3720 | WARRANTS-OUTSIDE AGENCY-ASSIST             | 2             |                     |        |        |
| 3800 | SERVICE CALL-ASSIST PUBLIC                 | 1             |                     |        |        |
| 3810 | ALARMS (FALSE ONLY)-EXCPT FIRE             | 26            | 1                   |        |        |
| 3820 | ASSIST MOTORIST/DISABLE VEH                | 2             |                     |        |        |
| 3840 | FIRES (INCLUDING ALARMS-FOUNDED/UNFOUNDED) | 1             |                     |        |        |
| 3850 | HAZARDOUS CONDITIONS                       | 4             |                     |        |        |
| 3860 | SERVICE CALL-LOCKOUTS (VEHICLE/BLDG)       | 1             |                     |        |        |
| 3870 | MEDICAL EMERGENCY                          | 4             | 6                   |        |        |
| 3900 | TRAFFIC & PARKING PROBLEMS                 | 18            |                     |        |        |
| 4002 | NON-CRIMINAL-ACCIDENT-HOME(NON-TRAFFIC)    | 1             |                     |        |        |
| 4010 | TRAFFIC OFFENSES                           | 8             |                     |        |        |
| 4018 | NON-CRIMINAL-ST. LIGHT OUT, ST. REPAIRS.   | 2             |                     |        |        |
| 4020 | NON-CRIMINAL - CHILD CUSTODY               | 8             |                     |        |        |
| 4022 | NON-CRIMINAL - CIVIL                       | 19            | 3                   |        |        |
| 4026 | NON-CRIMINAL-WIRES AND POLES DOWN          | 2             |                     |        |        |
| 4028 | NON-CRIMINAL-OTHER INVESTIGATIONS          | 4             |                     |        |        |
| 4090 | NON-CRIMINAL - POLICE INFORMATION          | 11            |                     |        |        |
| 4100 | NON-CRIMINAL - 911 HANG UP                 | 9             |                     |        |        |
| 4110 | NON-CRIMINAL -WELFARE CHECK                | 22            |                     |        |        |
| 5002 | LOST & FOUND - FOUND ANIMAL                | 0             | 1                   |        |        |
| 5004 | LOST & FOUND - FOUND ARTICLES              | 1             |                     |        |        |
| 5006 | LOST & FOUND - LOST ANIMAL                 | 3             |                     |        |        |
| 5008 | LOST & FOUND - LOST ARTICLES               | 4             |                     |        |        |
| 5010 | LOST & FOUND - MISSING JUVENILE FEMALE     | 1             |                     |        |        |
| 5012 | LOST & FOUND - MISSING JUVENILE MALE       | 2             |                     |        |        |
| 5506 | ANIMAL COMPLAINTS - RUNNING AT LARGE       | 5             |                     |        |        |
| 5510 | ANIMAL COMPLAINTS - OTHER                  | 5             |                     |        |        |
| 5590 | ANIMAL COMPLAINTS - REPORTS                | 2             |                     |        |        |
| 6312 | TRAFFIC ENFORCEMENT - WARNINGS             | 7             |                     |        |        |
| 6614 | TRAFFIC RELATED - OTHER TRAFFIC            | 1             |                     |        |        |
| 7006 | PUBLIC SERVICES - LOCK OUT                 | 2             |                     |        |        |
| 7010 | PUBLIC SERVICES- DEATH NOTIFICATIONS       | 1             |                     |        |        |
| 7014 | PUBLIC SERVICE - OTHERS (OFFICER ASSIST)   | 1             |                     |        |        |

**Calls for Service - by UCR Code**  
**Incidents Reported Between 04/01/2021 and 04/30/2021**  
**All Municipalities**



| Code               | Description                            | Primary<br>Count | Secondary UCR Count |        |        |
|--------------------|--|------------------|---------------------|--------|--------|
|                    |  |                  | Code 2              | Code 3 | Code 4 |
| 7090               | PUBLIC SERVICES - REPORTS              | 1                |                     |        |        |
| 7502               | ASSIST OTHER AGENCIES - FIRE DEPT.     | 2                | 2                   |        |        |
| 7504               | ASSIST OTHER AGENCIES - OTHER POLICE   | 12               | 1                   |        |        |
| 7506               | ASSISTING OTHER AGENCIES - ALL OTHERS  | 4                | 1                   |        |        |
| 7590               | ASSISTING OTHER AGENCIES - REPORTS     | 1                |                     |        |        |
| 8010               | WARRANTS - LOCAL - CRIMINAL            | 2                | 1                   |        |        |
| 8014               | WARRANTS - LOCAL - OTHER WARRANTS      | 1                |                     |        |        |
| 8090               | WARRANTS - LOCAL - REPORTS             | 2                |                     |        |        |
| 8110               | WARRANTS - OTHER AUTHORITY - CRIMINAL  | 1                |                     |        |        |
| 8502               | DEPARTMENTAL SERVICES - FINGERPRINTING | 1                |                     |        |        |
| 8518               | DEPARTMENTAL SERVICES - RECORD CHECKS  | 1                |                     |        |        |
| 9018               | ADMINISTRATION - TRAINING GIVEN        | 1                |                     |        |        |
| CITT               | TRAFFIC CITATION                       | 18               | 1                   |        |        |
| CITW               | WARNING                                | 8                | 1                   |        |        |
| COMP               | CRIMINAL COMPLAINT                     | 1                |                     |        |        |
| WARR               | WARRANT                                | 1                | 1                   |        |        |
| <b>Total Calls</b> |  | <b>534</b>       |                     |        |        |

## Incident Reports By Incident Type, Summary



| Incident Type  | Total Incidents | Percent |
|--|-----------------|---------|
| 111 - Building fire                                    | 2               | 2.27%   |
| 113 - Cooking fire, confined to container              | 2               | 2.27%   |
| 131 - Passenger vehicle fire                           | 1               | 1.14%   |
| 151 - Outside rubbish, trash or waste fire             | 1               | 1.14%   |
| 311 - Medical assist, assist EMS crew                  | 31              | 35.23%  |
| 322 - Motor vehicle accident with injuries             | 3               | 3.41%   |
| 324 - Motor vehicle accident with no injuries.         | 4               | 4.55%   |
| 353 - Removal of victim(s) from stalled elevator       | 1               | 1.14%   |
| 410 - Combustible/flamable gas/liquid condition, other | 1               | 1.14%   |
| 412 - Gas leak (natural gas or LPG)                    | 1               | 1.14%   |
| 424 - Carbon monoxide incident                         | 2               | 2.27%   |
| 444 - Power line down                                  | 4               | 4.55%   |
| 511 - Lock-out   | 5               | 5.68%   |
| 531 - Smoke or odor removal                            | 1               | 1.14%   |
| 541 - Animal problem                                   | 1               | 1.14%   |
| 550 - Public service assistance, other                 | 1               | 1.14%   |
| 551 - Assist police or other governmental agency       | 1               | 1.14%   |

| <b>Incident Type</b>                                     | <b>Total Incidents</b> | <b>Percent</b> |
|--|------------------------|----------------|
| 561 - Unauthorized burning                               | 3                      | 3.41%          |
| 571 - Cover assignment, standby, moveup                  | 4                      | 4.55%          |
| 611 - Dispatched & canceled en route                     | 9                      | 10.23%         |
| 631 - Authorized controlled burning                      | 1                      | 1.14%          |
| 671 - HazMat release investigation w/no HazMat           | 1                      | 1.14%          |
| 743 - Smoke detector activation, no fire - unintentional | 1                      | 1.14%          |
| 8131 - Fallen tree                                       | 2                      | 2.27%          |
| 9002 - Investigation                                     | 5                      | 5.68%          |

**Total Number of Incidents: 88**

**Total Number of Incident Types: 25**

**NANTICOKE FIRE DEPARTMENT**



**Incident Type**

**Total Incidents**

**Percent**

**Report Filter Settings**

**Report File Name:** Incident Reports by Incident Type, Summary

**Filter Name:** Last Calendar Month

**Filter Expression:** [AlarmDateTime] is between '4/1/2021 00:00' and '4/30/2021 23:59'

**NANTICOKE FIRE DEPARTMENT**

# Incident Record List

88 Records

| Incident Number   | Incident Type | Location                                       |
|---|---------------|--|
| Incident Date: 4/1/2021   |               |  |
| 2100220 444 - Power line down                                   |               | LEE MINE ST & HANOVER ST, NANTICOKE, PA        |
| 2100221 322 - Motor vehicle accident with injuries              |               | KOSCIUSZKO ST & E WASHINGTON ST, NANTICOKE, PA |
| Incident Date: 4/2/2021   |               |  |
| 2100222 311 - Medical assist, assist EMS crew                   |               | 284 E RIDGE ST, NANTICOKE, PA 18634            |
| 2100223 324 - Motor vehicle accident with no injuries.          |               | 460 W MAIN ST, NANTICOKE, PA 18634             |
| Incident Date: 4/3/2021   |               |  |
| 2100225 311 - Medical assist, assist EMS crew                   |               | 127 S CHESTNUT ST, NANTICOKE, PA 18634         |
| 2100226 311 - Medical assist, assist EMS crew                   |               | 84 E JENNA DR, NANTICOKE, PA 18634             |
| 2100224 410 - Combustible/flammable gas/liquid condition, other |               | 205 GARFIELD ST, NANTICOKE, PA 18634           |
| 2100227 631 - Authorized controlled burning                     |               |  |
| Incident Date: 4/4/2021   |               |  |
| 2100230 311 - Medical assist, assist EMS crew                   |               | 117 W CHURCH ST, NANTICOKE, PA 18634           |
| 2100232 541 - Animal problem                                    |               | 396 E NOBLE ST, NANTICOKE, PA 18634            |
| 2100229 511 - Lock-out  |               | 890 S MARKET ST, NANTICOKE, PA 18634           |
| 2100231 111 - Building fire                                     |               | 215 ENTERPRISE ST, NANTICOKE, PA 18634         |
| 2100228 311 - Medical assist, assist EMS crew                   |               | 235 HONEY POT ST, NANTICOKE, PA 18634          |
| Incident Date: 4/5/2021   |               |  |
| 2100234 311 - Medical assist, assist EMS crew                   |               | 143 W GRAND ST, NANTICOKE, PA 18634            |
| 2100235 113 - Cooking fire, confined to container               |               | 1 EAST ST, NANTICOKE, PA 18634                 |
| 2100233 551 - Assist police or other governmental agency        |               | 203 W SOUTH ST, NANTICOKE, PA 18634            |
| Incident Date: 4/6/2021   |               |  |
| 2100238 311 - Medical assist, assist EMS crew                   |               | 304 E NOBLE ST, NANTICOKE, PA 18634            |
| 2100236 444 - Power line down                                   |               | 259 E RIDGE ST, NANTICOKE, PA 18634            |
| 2100237 324 - Motor vehicle accident with no injuries.          |               | BROADWAY ST & W MAIN ST, NANTICOKE, PA         |
| Incident Date: 4/7/2021   |               |  |
| 2100241 444 - Power line down                                   |               | 220 E CHURCH ST, NANTICOKE, PA 18634           |

# Incident Record List

88 Records

| Incident Number          | Incident Type                                  | Location                                      |
|--------------------------|--|---|
| 2100239                  | 311 - Medical assist, assist EMS crew          | 114 CENTER ST, NANTICOKE, PA 18634            |
| 2100240                  | 151 - Outside rubbish, trash or waste fire     | 460 W MAIN ST, NANTICOKE, PA 18634            |
| Incident Date: 4/8/2021  |  |   |
| 2100244                  | 9002 - Investigation                           | 266 E RIDGE ST, NANTICOKE, PA 18634           |
| 2100242                  | 671 - HazMat release investigation w/no HazMat | LOOMIS ST & DEWITT ST, NANTICOKE, PA          |
| 2100243                  | 550 - Public service assistance, other         | 18 E BROAD ST, NANTICOKE, PA 18634            |
| 2100246                  | 9002 - Investigation                           | NANTICOKE ST & COAL ST, NANTICOKE, PA         |
| 2100245                  | 561 - Unauthorized burning                     | 14519 WYOMING ST, Plymouth Township, PA 18634 |
| Incident Date: 4/9/2021  |  |   |
| 2100247                  | 311 - Medical assist, assist EMS crew          | 1733 PROSPECT ST, NANTICOKE, PA 18634         |
| 2100248                  | 311 - Medical assist, assist EMS crew          | 511 LOOMIS ST, NANTICOKE, PA 18634            |
| Incident Date: 4/10/2021 |  |   |
| 2100250                  | 571 - Cover assignment, standby, moveup        | 100 E Newport AVE, Hanover Twp, PA 18706      |
| 2100249                  | 311 - Medical assist, assist EMS crew          | W NOBLE ST & LINE ST, NANTICOKE, PA           |
| 2100251                  | 113 - Cooking fire, confined to container      | 137 E NOBLE ST, NANTICOKE, PA 18634           |
| Incident Date: 4/11/2021 |  |   |
| 2100253                  | 9002 - Investigation                           | HANOVER ST & W UNION ST, NANTICOKE, PA        |
| 2100252                  | 311 - Medical assist, assist EMS crew          | 122 CENTER ST, NANTICOKE, PA 18634            |
| Incident Date: 4/12/2021 |  |   |
| 2100255                  | 571 - Cover assignment, standby, moveup        | 112 Oxford ST, Hanover Township, PA 18706     |
| 2100254                  | 311 - Medical assist, assist EMS crew          | 18 ENTERPRISE ST, NANTICOKE, PA 18634         |
| 2100257                  | 324 - Motor vehicle accident with no injuries. | KOSCIUSZKO ST & E MAIN ST, NANTICOKE, PA      |
| 2100256                  | 511 - Lock-out                                 | 911 KOSCIUSZKO ST, NANTICOKE, PA 18634        |
| Incident Date: 4/14/2021 |  |   |
| 2100258                  | 511 - Lock-out                                 | 1 WEIS PLZ, NANTICOKE, PA 18634               |
| Incident Date: 4/15/2021 |  |   |
| 2100259                  | 131 - Passenger vehicle fire                   | 109 W GRAND ST, NANTICOKE, PA 18634           |
| Incident Date: 4/16/2021 |  |   |

# Incident Record List

88 Records

| Incident Number          | Incident Type                                | Location                                       |
|--------------------------|--|--|
| 2100260 611              | - Dispatched & canceled en route             | 32 Earth Conservancy DR, Hanover Twp, PA 18706 |
| 2100264 611              | - Dispatched & canceled en route             | 140 Lee Park AVE, Hanover Township, PA 18702   |
| 2100262 311              | - Medical assist, assist EMS crew            | 621 S WALNUT ST #2, NANTICOKE, PA 18634        |
| 2100261 424              | - Carbon monoxide incident                   | 330 E WASHINGTON ST, NANTICOKE, PA 18634       |
| 2100265 424              | - Carbon monoxide incident                   | 131 OAK ST, NANTICOKE, PA 18634                |
| 2100263 311              | - Medical assist, assist EMS crew            | 122 CENTER ST, NANTICOKE, PA 18634             |
| Incident Date: 4/17/2021 |  |  |
| 2100266 311              | - Medical assist, assist EMS crew            | 227 APOLLO CIR, NANTICOKE, PA 18634            |
| 2100267 322              | - Motor vehicle accident with injuries       | E Poplar St & E Tilbury TRCE, Plymouth Twp, PA |
| Incident Date: 4/19/2021 |  |  |
| 2100270 611              | - Dispatched & canceled en route             | 32 Earth Conservancy DR, Hanover Twp, PA 18706 |
| 2100269 353              | - Removal of victim(s) from stalled elevator | 6 N MARKET ST, NANTICOKE, PA 18634             |
| 2100271 9002             | - Investigation                              | 270 E MAIN ST, NANTICOKE, PA 18634             |
| 2100268 311              | - Medical assist, assist EMS crew            | MIDDLE RD & LINCOLN AVE, NANTICOKE, PA         |
| Incident Date: 4/20/2021 |  |  |
| 2100272 311              | - Medical assist, assist EMS crew            | 425 KOSCIUSZKO ST, NANTICOKE, PA 18634         |
| 2100273 322              | - Motor vehicle accident with injuries       | 12 Main RD, Glen Lyon, PA 18617                |
| Incident Date: 4/21/2021 |  |  |
| 2100275 9002             | - Investigation                              | 270 E MAIN ST, NANTICOKE, PA 18634             |
| 2100274 311              | - Medical assist, assist EMS crew            | 100 NANTICOKE AVE, NANTICOKE, PA 18634         |
| Incident Date: 4/22/2021 |  |  |
| 2100279 511              | - Lock-out                                   | 15 W RIDGE ST, NANTICOKE, PA 18634             |
| 2100276 311              | - Medical assist, assist EMS crew            | 347 E CHURCH ST, NANTICOKE, PA 18634           |
| 2100278 111              | - Building fire                              | 38 6th ST, Larksville, PA 18704                |
| Incident Date: 4/23/2021 |  |  |
| 2100283 311              | - Medical assist, assist EMS crew            | 100 NANTICOKE AVE #604, NANTICOKE, PA 18634    |
| 2100281 324              | - Motor vehicle accident with no injuries.   | HANOVER ST & W CHURCH ST, NANTICOKE, PA        |

# Incident Record List

## 88 Records

| Incident Number          | Incident Type                     | Location                                       |
|--------------------------|-----------------------------------|--|
| 2100284: 571             | Cover assignment, standby, moveup | 121 S Main ST, Hanover Township, PA 18706      |
| 2100285: 412             | Gas leak (natural gas or LPG)     | 212 HANOVER ST, NANTICOKE, PA 18634            |
| 2100280: 311             | Medical assist, assist EMS crew   | 287 E MAIN ST, NANTICOKE, PA 18634             |
| 2100282: 311             | Medical assist, assist EMS crew   | 270 E MAIN ST, NANTICOKE, PA 18634             |
| Incident Date: 4/24/2021 |                                   |  |
| 2100286: 611             | Dispatched & canceled en route    | Route 11 HWY & E Main RD, Hunlock Township, PA |
| 2100288: 611             | Dispatched & canceled en route    | 140 Lee Park Dr, Hanover Township, PA 18702    |
| 2100287: 311             | Medical assist, assist EMS crew   | 100 NANTICOKE AVE #604, NANTICOKE, PA 18634    |
| Incident Date: 4/25/2021 |                                   |  |
| 2100289: 311             | Medical assist, assist EMS crew   | 249 RIVER ST, NANTICOKE, PA 18634              |
| Incident Date: 4/27/2021 |                                   |  |
| 2100290: 611             | Dispatched & canceled en route    | 267 Ridge ST, Hanover Township, PA 18706       |
| 2100294: 571             | Cover assignment, standby, moveup | 29 Hemlock ST, Wilkes Barre Townshi, PA 18702  |
| 2100295: 531             | Smoke or odor removal             | 48 E RIDGE ST #8, NANTICOKE, PA 18634          |
| 2100292: 311             | Medical assist, assist EMS crew   | 129 W UNION ST, NANTICOKE, PA 18634            |
| 2100293: 8131            | Fallen tree                       | 20 Route 11 HWY, Plymouth Twp, PA 18634        |
| 2100291: 444             | Power line down                   | 63 N Mill ST, Plymouth Twp, PA 18634           |
| Incident Date: 4/28/2021 |                                   |  |
| 2100297: 511             | Lock-out                          | 5 E MAIN ST, NANTICOKE, PA 18634               |
| 2100296: 311             | Medical assist, assist EMS crew   | 235 W UNION ST, NANTICOKE, PA 18634            |
| Incident Date: 4/29/2021 |                                   |  |
| 2100299: 611             | Dispatched & canceled en route    | 51 Andrew ST, Ashley, PA 18702                 |
| 2100300: 611             | Dispatched & canceled en route    | 1057 Hanover ST, Hanover Twp, PA 18706         |
| 2100301: 311             | Medical assist, assist EMS crew   | 66 W BROAD ST, NANTICOKE, PA 18634             |
| 2100304: 311             | Medical assist, assist EMS crew   | 340 E WASHINGTON ST, NANTICOKE, PA 18634       |
| 2100302: 311             | Medical assist, assist EMS crew   | 26 HILL ST, NANTICOKE, PA 18634                |
| 2100303: 311             | Medical assist, assist EMS crew   | 371 E GRAND ST, NANTICOKE, PA 18634            |

# Incident Record List

88 Records

| Incident Number          | Incident Type                                      | Location  |
|--------------------------|--|---|
| 2100298 743              | Smoke detector activation, no fire - unintentional | 39 PROSPECT ST, NANTICOKE, PA 18634                 |
| Incident Date: 4/30/2021 |  |   |
| 2100307 611              | Dispatched & canceled en route                     | 1713 Indian Creek DR #1, Wilkes Barre Twp, PA 18702 |
| 2100305 561              | Unauthorized burning                               | FAIRCHILD ST & W GREEN ST, NANTICOKE, PA            |
| 2100306 8131             | Fallen tree  | 406 E NOBLE ST, NANTICOKE, PA 18634                 |
| 2100308 561              | Unauthorized burning                               | 168 W GREEN ST, NANTICOKE, PA 18634                 |

NANTICOKE FIRE DEPARTMENT

To: Mayor's Office and City Council

From: Rick Josefowicz

Subject: Street Department Report for the Month of April 2021

Date: 5/10/2021

### Signs

1. Removed eight Handicap signs.
  - a. 162 East Noble Street
  - b. 225 East Union Street
  - c. 113 West Union Street
  - d. 390 Rear East Union Street
  - e. 142 West Church Street
  - f. 212 West Green Street
  - g. 250 East Church Street
  - h. 21 West Union Street
2. Installed two Handicap Signs.
  - a. 219 East Church Street
  - b. 4 West Union Street
3. Installed/Changed three Handicap placards.
  - a. 272 East Green Street
  - b. 219 East Church Street
  - c. 4 West Union Street
4. Installed eight No Parking Here to Corner Signs at all four corners of Walnut and East Church Streets.
5. Re-Installed (2) 30-inch stop signs.
  - a. Corner of Rock and Garfield Streets
  - b. Corner of Walnut and East Main Streets
6. Installed eight No Parking Here to Corner Signs at the intersections of Hanover and West Broad Streets.

### COG Paving

1. Two DPW workers went to Newport Township on 4/28/2021 to assist in culvert paving to prepare for street paving.

### City Property Maintenance and Repairs

1. Weekly Maintenance in City Hall.
2. Emptied both trash cans located at the bus stop shelters twice during the month.

3. Cleaned shop inside twice during the month.
4. Litter picking was done at location of lower Broadway from Access Road to the bridge entrance.
5. Litter picking was done at the City Building, St. Joseph's lot, Market Street, around Patriot Park and Main Street from red light to Antonio's Pizza.
6. Twenty-five recycling cans have been taken to City Hall and put in storage for distribution.
7. Borrowed Plymouth Borough's bucket truck.
  - a. Removed snowflakes around Patriot Park.
  - b. Removed all old banners and brackets from streetlight poles around park, down Market Street, and all East Main Street to Kosciusko Street.
8. Two dead trees were removed on Market Street.
  - a. In front of Lewis' insurance
  - b. In front of bank parking lot on Market Street.
9. One dead tree was removed from Patriot Park on the Market Street side.
10. Fifteen loads of tree branches and debris were hauled to Newport Township Recycling Yard.
11. Curb line around Patriot Park was cleaned of all debris twice during the month.
12. Filled in dead manhole at the corner of South and Prospect Streets due to manhole being abandoned years ago. Was filled with stone, concrete, and black top to match roadway.
13. Repaired side of roadway at corners of Spruce and South Streets due to rain wash out.
14. Cut City properties 5 times during the month.

#### Snow Equipment

1. All snow equipment was removed from City trucks. Equipment was cleaned, greased, and put into storage. All winter supplies were moved to storage as well.

#### Pothole Patching

1. Six ton of cold patch was used to patch potholes City wide including alleys as needed.
2. Twenty-three tons of cold patch was delivered on 4/20/2021.

#### P.A.1 Calls

1. There were **138** P.A.1 calls during the month. Roads and Alleys were marked as required.

#### Sewer and Storm Water

1. WVSA cleaned three manholes and storm lines from Market Street to Prospect Street, on East Green Street.
2. 04/06/2021- Sewer main blocked.
  - a. Alley between West Green and Church Street. WVSA was called and line was cleared.
3. Installed precast storm basin on North Market Street at a cost to the City of \$1200 for materials only.



4. 04/24/2021- Blocked sewer main was found on Oak Street and Standard Place.
  - a. WWSA was called and line was cleared.
5. Repairs to storm basin were completed at 12 Cherry Drive. New curb was poured, new frame and grate were installed, and new black top was placed to match roadway.
6. WWSA cleaned thirteen storm basins on 04/29/2021.
7. **MS4 was completed by all DPW employees on 04/29/2021.**
8. Cleaned storm basins four times during the month.

#### Vehicle and Equipment Maintenance

1. Checked all fluids in trucks and equipment twice during the month.
2. All trucks were washed during the month once.
3. Replaced two batteries in two tractors.
4. 98 Chevy will not pass inspection due to rot.

#### Gas Leaks

1. Two gas leaks during the month. UGI was notified and leaks were repaired.
  - a. 350 East Noble Street
  - b. 48 Enterprise Street

#### Water Leaks

1. No water leaks reported during the month.

#### 911 Calls

1. One call during the month.
  - a. 04/19/2021- Hazmat spill at the rear of 270 East Main Street.

#### Miscellaneous

1. M & J milled, and repaved Coal Street where the water main break lifted and heaved the road with no cost to the city.
2. All sidewalks on Middle Road roundabouts were cleaned off from winter debris and was picked up by WWSA's street sweeper.
3. WWSA MS4 inspection was completed at DPW garage on 4/14/2021. Passed inspection.
4. All driveway aprons on Pulaski Street were completed per residence request.
5. Two streets were prepared for hot patching. Hot patching was completed. Six ton of material was used.
  - a. Maple Street
  - b. Lee Mine
6. Cut trees due to illegal dumping.

- a. Honey Pot near ball field.
  - b. Hanover Section, near Concrete City near the end of Bliss Street
7. Removed on transmission from Loomis Street at the request of Mr. Hank Marks.

Roadkill

1. Removed five roadkill's from City streets during the month.

**Fuel Report**

| Truck #                                  | Miles | Gallons      | Fuel Type |
|--|-------|--------------|-----------|
| 1  | 503   | 77.6         | Gas       |
| 2  | 404   | 84.8         | Gas       |
| 3  | 0     | 0            | Diesel    |
| 4  | 164   | 19.7         | Diesel    |
| 5  | 0     | 0            | Diesel    |
| 6  | 512   | 25.8         | Gas       |
| Chevy                                    | 138   | 23.4         | Gas       |
| Skid'steer                               | 0     | 14.2         | Diesel    |
| Loader                                   | 0     | 12.1         | Diesel    |
| Misc cans for tractors and grass cutters |       | 38.6         | Diesel    |
|  |       | 31.6         | Gas       |
| <b>Total</b>                             |       | <b>327.8</b> |           |

16619 total miles on truck.

30188 total miles on truck.



**HONORABLE MAYOR AND COUNCIL**

**I WISH TO SUBMIT THE REFUSE FEE  
COLLECTIONS FOR THE MONTH OF APRIL 2021.**

**REFUSE \$25,324.00  
RETURNED CHECK \$  
REFUNDS \$  
RESEARCH FEE \$60.00  
CREDIT/DEBT CARDS \$4658.00**

**TOTAL =\$30,042.00**

**MONEY COLLECTED FOR 2021 IS \$768,441.01**

**MONEY FOR THE ABOVE REFUSE FEE AND  
OTHERS AS LISTED ABOVE HAS BEEN  
DEPOSITED AT THE TREASURER OFFICE.**

**RESPECTFULLY YOURS,**

*Patricia Zandavali*

**REFUSE DELINQUENT MONEY COLLECTED IN  
JANUARY 2021 TO APRIL 2021 IS \$47,801.00**

City of Nanticoke  
Income Statement  
For the Four Months Ending April 30, 2021

|                                 | Current Month | Year to Date | Current M-T-D | Year to Date |
|---------------------------------|---------------|--------------|---------------|--------------|
|                                 | \$            | \$           | Budget        | Budget       |
| Revenues                        |               |              |               |              |
| Real Estate - Current           | 732,295.62    | 1,274,600.95 | 140,416.67    | 1,685,000.00 |
| Real Estate--Delinquent         | 34,405.65     | 80,011.60    | 14,583.33     | 175,000.00   |
| Residence Tax Current           | 66.00         | 649.40       | 1,666.67      | 20,000.00    |
| Residence Tax--Prior Year       | 2,478.66      | 4,929.63     | 0.00          | 0.00         |
| Per Capita--Current             | 66.00         | 649.40       | 1,666.67      | 20,000.00    |
| Per Capita--Delinquent          | 2,478.67      | 4,929.65     | 0.00          | 0.00         |
| Real Estate Transfer Tax        | 6,004.70      | 290,575.80   | 4,666.67      | 56,000.00    |
| Merchantile/Business Privilege  | 7,550.04      | 38,673.71    | 10,416.67     | 125,000.00   |
| Current EIT- Act 511            | 122,638.01    | 948,268.57   | 251,458.33    | 3,017,500.00 |
| Local Services Tax              | 3,485.58      | 25,287.05    | 7,916.67      | 95,000.00    |
| Amusement Tax                   | 100.00        | 4,700.00     | 383.33        | 4,600.00     |
| Street Vendor Permits           | 0.00          | 100.00       | 20.83         | 250.00       |
| Contractor License Income       | 200.00        | 1,650.00     | 416.67        | 5,000.00     |
| BYOB Annual Fees                | 0.00          | 100.00       | 25.00         | 300.00       |
| Cable Television Tax            | 0.00          | 35,996.33    | 12,250.00     | 147,000.00   |
| Dumpser Permit Income           | 105.00        | 255.00       | 62.50         | 750.00       |
| Magistrate Fines                | 2,374.78      | 6,622.68     | 2,083.33      | 25,000.00    |
| Magistrate Fines/Code Dept      | 112.38        | 581.91       | 0.00          | 0.00         |
| State Police Fines              | 0.00          | 0.00         | 416.67        | 5,000.00     |
| Parking Ticket/Ordinance Viol.  | 735.50        | 3,425.50     | 833.33        | 10,000.00    |
| Clerk of Court/Probation Fines  | 0.00          | 839.42       | 375.00        | 4,500.00     |
| Restitution                     | 1,382.73      | 2,406.49     | 166.67        | 2,000.00     |
| Interest Income                 | 199.95        | 1,013.25     | 566.67        | 6,800.00     |
| Rental Income Dist Judge        | 1,500.00      | 6,000.00     | 1,500.00      | 18,000.00    |
| UDAG Income                     | 0.00          | 0.00         | 25.00         | 300.00       |
| Liquor Control Board            | 0.00          | 2,150.00     | 283.33        | 3,400.00     |
| Pension -- State Aid            | 0.00          | 0.00         | 24,750.00     | 297,000.00   |
| Volunteer Fire Company Relief   | 0.00          | 0.00         | 0.00          | 32,000.00    |
| Police AG Pay Reimbursement     | 0.00          | 0.00         | 916.67        | 11,000.00    |
| Police Drug Task Force Reimb    | 0.00          | 1,490.66     | 0.00          | 0.00         |
| POLICE SERVICES HOUSING AGRE    | 0.00          | 0.00         | 2,083.33      | 25,000.00    |
| Fire Services Agreement/Plym Tp | 2,087.50      | 4,937.50     | 0.00          | 0.00         |
| Zoning/Subdivision/Land Fees    | 0.00          | 450.00       | 416.67        | 5,000.00     |
| Planning Commission             | 0.00          | 1,300.00     | 83.33         | 1,000.00     |
| Zoning Hearing Fees             | 0.00          | 1,000.00     | 83.33         | 1,000.00     |
| Plan Review                     | 708.00        | 1,893.00     | 291.67        | 3,500.00     |
| Sale of Maps & Publications     | 0.00          | 0.00         | 6.25          | 75.00        |
| Police Reports- Copies          | 330.00        | 1,495.00     | 233.33        | 2,800.00     |
| Police Alarm Fees               | 71.00         | 241.00       | 62.50         | 750.00       |
| Police- Handicap Sign Fees      | 700.00        | 2,000.00     | 375.00        | 4,500.00     |
| Fire Reports                    | 0.00          | 0.00         | 2.08          | 25.00        |

For Management Purposes Only

City of Nanticoke  
Income Statement  
For the Four Months Ending April 30, 2021

|                                | Current Month     | Year to Date        | Current M-T-D Budget | Year to Date Budget |
|--------------------------------|-------------------|---------------------|----------------------|---------------------|
| Building Permits               | 4,261.00          | 11,587.00           | 5,000.00             | 60,000.00           |
| Building Inspections           | 555.00            | 2,415.00            | 0.00                 | 0.00                |
| Electrical Permits             | 293.00            | 604.50              | 125.00               | 1,500.00            |
| Electrical Inspections         | 300.00            | 1,425.00            | 0.00                 | 0.00                |
| Plumbing Permits               | 0.00              | 0.00                | 41.67                | 500.00              |
| Occupancy Permits- Residential | 1,900.00          | 6,655.00            | 1,250.00             | 15,000.00           |
| Commercial Occupancy Permits   | 0.00              | 0.00                | 166.67               | 2,000.00            |
| Rental Inspection              | 550.00            | 3,355.00            | 916.67               | 11,000.00           |
| Landlord Fees                  | 100.00            | 1,300.00            | 3,000.00             | 36,000.00           |
| Mechanical Insp. Fees          | 0.00              | 0.00                | 16.67                | 200.00              |
| Plumbing/Heating Insp. Fees    | 0.00              | 0.00                | 41.67                | 500.00              |
| Vacant/Abandoned Bldg Registr  | 0.00              | 350.00              | 583.33               | 7,000.00            |
| Street Repair -- Pave Cuts     | 0.00              | 2,992.00            | 833.33               | 10,000.00           |
| Health Inspection Services     | 500.00            | 1,300.00            | 341.67               | 4,100.00            |
| Misc Revenue                   | 2,993.72          | 12,196.30           | 1,666.67             | 20,000.00           |
| City Sponsored Event Income    | 3,980.00          | 10,730.00           | 0.00                 | 0.00                |
| Copay Income                   | 4,565.00          | 19,964.71           | 3,833.33             | 46,000.00           |
| Transfer from Sewer Fund       | 0.00              | 0.00                | 17,862.33            | 214,348.00          |
| Transfer from Refuse           | 0.00              | 0.00                | 6,489.25             | 77,871.00           |
| Transfer from Community Develo | 0.00              | 0.00                | 13,452.33            | 161,428.00          |
| <b>Total Revenues</b>          | <b>942,073.49</b> | <b>2,824,098.01</b> | <b>537,124.76</b>    | <b>6,477,497.00</b> |
| <b>Cost of Sales</b>           |                   |                     |                      |                     |
| <b>Total Cost of Sales</b>     | <b>0.00</b>       | <b>0.00</b>         | <b>0.00</b>          | <b>0.00</b>         |
| <b>Gross Profit</b>            | <b>942,073.49</b> | <b>2,824,098.01</b> | <b>537,124.76</b>    | <b>6,477,497.00</b> |
| <b>Expenses</b>                |                   |                     |                      |                     |
| Salary - Executive/Elected     | 1,019.20          | 5,157.56            | 1,333.33             | 16,000.00           |
| Salary--Mayor                  | 769.24            | 3,461.58            | 833.33               | 10,000.00           |
| FICA- Executive                | 136.82            | 659.36              | 165.75               | 1,989.00            |
| U comp executive               | 0.00              | 0.00                | 109.42               | 1,313.00            |
| Office Supplies- Executive     | 0.00              | 33.49               | 16.67                | 200.00              |
| Professional Fees- Executive   | 0.00              | 1,696.67            | 20.83                | 250.00              |
| Transportation & Travel- Exec  | 0.00              | 0.00                | 20.83                | 250.00              |
| Insurance E&O - Executive      | 0.00              | 0.00                | 616.67               | 7,400.00            |
| Dues & Memberships- Executive  | 625.00            | 1,330.00            | 375.00               | 4,500.00            |
| Meetings & Conferences- Exec   | 0.00              | 75.00               | 41.67                | 500.00              |
| Salary-City Administrator      | 3,928.96          | 18,557.32           | 6,064.42             | 72,773.00           |

For Management Purposes Only

City of Nanticoke  
Income Statement  
For the Four Months Ending April 30, 2021

|                                 | Current Month | Year to Date | Current M-T-D Budget | Year to Date Budget |
|---------------------------------|---------------|--------------|----------------------|---------------------|
| Vision Insurance-Admin          | 0.00          | 0.00         | 11.33                | 136.00              |
| Health/Hospital Insurance-Admin | 39.41         | 157.64       | 0.00                 | 0.00                |
| Life Insurance- Administrator   | 69.99         | 279.96       | 46.25                | 555.00              |
| FICA- Administrator             | 419.80        | 1,965.63     | 463.92               | 5,567.00            |
| Unemployment Comp Ins -Admin    | 0.00          | 0.00         | 43.75                | 525.00              |
| Health Care Buyout - Admin      | 0.00          | 1,000.00     | 333.33               | 4,000.00            |
| Office Supplies- Admin          | 0.00          | 323.30       | 41.67                | 500.00              |
| Admin Computer                  | 348.00        | 1,632.00     | 104.16               | 1,250.00            |
| Communication/Phone- Admin      | 0.00          | 0.00         | 29.17                | 350.00              |
| Transportation & Travel- Admin  | 0.00          | 0.00         | 83.33                | 1,000.00            |
| Advertising, Printing- Admin    | 0.00          | 0.00         | 20.83                | 250.00              |
| Workers Compensation-Admin      | 14.92         | 76.97        | 83.33                | 1,000.00            |
| Dues,Subscripts &Members-Admin  | 0.00          | 0.00         | 41.67                | 500.00              |
| Meetings & Conferences, Admin   | 0.00          | 0.00         | 62.50                | 750.00              |
| Salary- Finance Director        | 4,132.84      | 18,597.78    | 4,638.17             | 55,658.00           |
| Salaries Fin.Coor&Admin.Asst.   | 1,756.00      | 7,232.54     | 3,795.00             | 45,540.00           |
| Salary Open Records             | 160.00        | 720.00       | 173.33               | 2,080.00            |
| Dental Insurance- Finance       | 0.00          | 0.00         | 152.17               | 1,826.00            |
| Vision Insurance- Finance       | 0.00          | 0.00         | 22.67                | 272.00              |
| Health/Hospital Ins- Finance    | 6,270.48      | 25,081.92    | 6,096.33             | 73,156.00           |
| Life Insurance- Finance         | 96.00         | 384.00       | 92.50                | 1,110.00            |
| FICA- Finance                   | 579.12        | 2,606.07     | 645.17               | 7,742.00            |
| Unemployment Comp Ins -Finance  | 0.00          | 0.00         | 87.50                | 1,050.00            |
| Office Supplies- Finance        | 313.19        | 1,538.85     | 291.67               | 3,500.00            |
| Payroll Service - Finance       | 386.24        | 1,906.75     | 475.00               | 5,700.00            |
| City Audit - Finance            | 0.00          | 0.00         | 1,600.00             | 19,200.00           |
| Bank Charges - Finance          | 0.00          | 0.00         | 8.33                 | 100.00              |
| Communication/Phone- Finance    | 0.00          | 0.00         | 391.67               | 4,700.00            |
| Transport & Travel- Finance     | 0.00          | 0.00         | 41.67                | 500.00              |
| Advertising, Printing- Finance  | 0.00          | 0.00         | 41.67                | 500.00              |
| Surety and Fidelity-Finance     | 0.00          | 0.00         | 233.33               | 2,800.00            |
| Workers Compensation- Finance   | 14.92         | 94.26        | 115.92               | 1,391.00            |
| Dues,Subscripts,&Member-Finance | 0.00          | 0.00         | 41.67                | 500.00              |
| Meetings & Conferences-Finance  | 0.00          | 0.00         | 41.67                | 500.00              |
| NonUniform Pension MMO Finance  | 0.00          | 20.00        | 5,875.33             | 70,504.00           |
| Minor Equipment-Finance         | 0.00          | 0.00         | 62.50                | 750.00              |
| Salary- Treasurer Clerical      | 3,500.80      | 15,753.60    | 3,734.92             | 44,819.00           |
| Dental Insurance- Treasurer     | 0.00          | 0.00         | 24.08                | 289.00              |
| Vision Insurance-Treasurer      | 0.00          | 0.00         | 4.58                 | 55.00               |
| Medical Insurance-Treasurer     | 1,328.91      | 5,315.64     | 1,300.58             | 15,607.00           |
| Life Insurance-Treasurer        | 47.77         | 191.08       | 46.25                | 555.00              |
| FICA-Treasurer                  | 259.28        | 1,166.76     | 285.75               | 3,429.00            |

For Management Purposes Only

City of Nanticoke  
Income Statement  
For the Four Months Ending April 30, 2021

|                                | Current Month | Year to Date | Current M-T-D Budget | Year to Date Budget |
|--------------------------------|---------------|--------------|----------------------|---------------------|
| Unemployment Comp Ins - Treas  | 0.00          | 0.00         | 43.75                | 525.00              |
| Office Supplies-Treasurer      | 36.12         | 223.62       | 62.50                | 750.00              |
| Minor Equipment- Treasurer     | 0.00          | 0.00         | 41.67                | 500.00              |
| Berkheimer EIT Commission      | 1,839.68      | 14,319.83    | 3,333.33             | 40,000.00           |
| Berkheimer Other Commission    | 168.53        | 1,100.41     | 500.00               | 6,000.00            |
| Per Capita TaxBill - Treasurer | 0.00          | 12,162.92    | 458.33               | 5,500.00            |
| Tax Collection Fees            | 0.00          | 0.00         | 1,041.67             | 12,500.00           |
| Printing&Advertising-Treasurer | 0.00          | 0.00         | 104.17               | 1,250.00            |
| Surety & Fidelity Bond -Treasu | 0.00          | 0.00         | 133.33               | 1,600.00            |
| Worker's Comp- Treasurer       | 0.00          | 0.00         | 51.25                | 615.00              |
| Dues and Memberships-Treasurer | 0.00          | 0.00         | 8.33                 | 100.00              |
| City Solicitor Retainer -Legal | 850.00        | 3,400.00     | 850.00               | 10,200.00           |
| Solicitor Hourly - Legal Capit | 5,522.85      | 5,522.85     | 0.00                 | 0.00                |
| Solicitor Hourly - Legal       | 0.00          | 10,052.35    | 4,166.67             | 50,000.00           |
| Solicitor Labor Counsel -Legal | 0.00          | 4,281.02     | 833.33               | 10,000.00           |
| Solicitor Labor Hourly         | 0.00          | 2,850.00     | 0.00                 | 0.00                |
| Legal Enviro                   | 0.00          | 0.00         | 208.33               | 2,500.00            |
| Conflict Council               | 0.00          | 0.00         | 41.67                | 500.00              |
| Salary - City Clerk            | 384.62        | 1,730.79     | 416.67               | 5,000.00            |
| FICA- Clerk                    | 29.42         | 132.38       | 31.92                | 383.00              |
| Unemployment- Clerk            | 0.00          | 0.00         | 25.00                | 300.00              |
| Office Supplies- Clerk         | 0.00          | 0.00         | 20.83                | 250.00              |
| City Hall Supplies - Clerk     | 0.00          | 0.00         | 8.33                 | 100.00              |
| Ordinance Codification-Clerk   | 0.00          | 0.00         | 276.25               | 3,315.00            |
| Advertising/Printing- Clerk    | 145.60        | 403.30       | 233.33               | 2,800.00            |
| Workers Compensation-Clerk     | 14.92         | 59.68        | 5.75                 | 69.00               |
| Dues, Subscrips,&Members-Clerk | 0.00          | 0.00         | 20.83                | 250.00              |
| Other Admin - SPCA Fees        | 0.00          | 4,604.60     | 291.67               | 3,500.00            |
| Architect& Engineer - Pub Prop | 1,966.50      | 3,554.50     | 2,916.67             | 35,000.00           |
| Salary Cleaning - Public Prop  | 585.00        | 2,365.00     | 1,500.00             | 18,000.00           |
| FICA- Public Prop              | 44.75         | 180.92       | 114.75               | 1,377.00            |
| Unempoly Comp - Public Prop    | 0.00          | 0.00         | 9.50                 | 114.00              |
| Materials&Supplies-Public Prop | 1,500.30      | 1,824.03     | 333.33               | 4,000.00            |
| Common Exp Water/Shred Pub Pro | 46.70         | 281.85       | 108.33               | 1,300.00            |
| Computer Expense -Public Prope | 0.00          | 950.00       | 208.33               | 2,500.00            |
| Fire Alarm Install/Monitoring  | 23.00         | 92.00        | 25.00                | 300.00              |
| Telephone - Public Property    | 822.57        | 2,123.63     | 166.67               | 2,000.00            |
| Postage - Public Property      | 217.20        | 460.75       | 208.33               | 2,500.00            |
| Copier - Public Property       | 0.00          | 0.00         | 125.00               | 1,500.00            |
| Worker's Comp-Public Prop      | 14.92         | 76.97        | 19.17                | 230.00              |
| Utilities City Hall - Pub Prop | 4,399.64      | 20,326.31    | 4,166.67             | 50,000.00           |
| Utilities - Public Property    | 114.21        | 4,898.78     | 1,083.33             | 13,000.00           |

For Management Purposes Only



City of Nanticoke  
Income Statement  
For the Four Months Ending April 30, 2021

|                                 | Current Month | Year to Date | Current M-T-D Budget | Year to Date Budget |
|---------------------------------|---------------|--------------|----------------------|---------------------|
| Property Maintenance - Pub Prop | 991.55        | 10,732.68    | 1,500.00             | 18,000.00           |
| Postage Meter Lease & Supplies  | 0.00          | 0.00         | 100.00               | 1,200.00            |
| Safety Committee                | 0.00          | 0.00         | 20.83                | 250.00              |
| Misc. General                   | 0.00          | 226.65       | 0.00                 | 0.00                |
| Cleaning - Public Property      | 1,597.71      | 7,624.77     | 250.00               | 3,000.00            |
| Minor Equip - Public Property   | 0.00          | 0.00         | 41.67                | 500.00              |
| Salary - Police Chief           | 6,375.00      | 28,687.50    | 7,274.42             | 87,293.00           |
| Salary - Patrol Officers        | 54,091.20     | 236,725.60   | 67,518.33            | 810,220.00          |
| Part-Time Police Earnings       | 0.00          | 2,551.50     | 1,666.67             | 20,000.00           |
| Salary Admin Asst.- Police      | 3,500.80      | 15,753.60    | 3,782.83             | 45,394.00           |
| Dental Insurance-Police         | 0.00          | 0.00         | 885.33               | 10,624.00           |
| Vision Insurance-Police         | 0.00          | 0.00         | 133.83               | 1,606.00            |
| Medical Insurance-Police        | 36,720.02     | 148,208.99   | 42,340.83            | 508,090.00          |
| Life Insurance-Police           | 313.27        | 1,113.16     | 312.25               | 3,747.00            |
| Pension MMO - Police            | 0.00          | 0.00         | 34,999.67            | 419,996.00          |
| Fica/Medicare-Police Officers   | 1,000.63      | 4,573.39     | 1,313.58             | 15,763.00           |
| Unemployment Comp Ins- Police   | 0.00          | 0.00         | 656.25               | 7,875.00            |
| FICA/Medicare Clerical -Police  | 260.44        | 1,172.04     | 289.42               | 3,473.00            |
| Health Care Buy Out Police      | 0.00          | 1,000.00     | 333.33               | 4,000.00            |
| Holiday Pay Police              | 0.00          | 0.00         | 3,883.50             | 46,602.00           |
| Personal Day Pay Police         | 0.00          | 0.00         | 241.67               | 2,900.00            |
| Police Sick Time Bonus          | 1,000.00      | 1,918.40     | 20.83                | 250.00              |
| Police Overtime                 | 7,432.09      | 5,547.92     | 5,833.33             | 70,000.00           |
| Police Court Pay                | 1,756.70      | 32,642.96    | 2,083.33             | 25,000.00           |
| Other Pay                       | 0.00          | 1,848.36     | 2,000.00             | 24,000.00           |
| Police AG Pay                   | 0.00          | 0.00         | 1,250.00             | 15,000.00           |
| Office Supplies-Police          | 335.79        | 932.33       | 333.33               | 4,000.00            |
| Gas, Oil & Operating Exp-Police | 2,043.08      | 1,927.86     | 1,666.67             | 20,000.00           |
| Clothing Allowance-Police       | 0.00          | 6,076.79     | 866.67               | 10,400.00           |
| Uniform Replacement             | 0.00          | 209.25       | 866.67               | 10,400.00           |
| Reserve Officer Uniforms        | 0.00          | 2,768.33     | 62.50                | 750.00              |
| Vehicle Maintenance-Police      | 1,867.52      | 0.00         | 583.33               | 7,000.00            |
| Materials & Supplies-Police     | 191.50        | 9,686.51     | 833.33               | 10,000.00           |
| Supplies Ammunition - Police    | 0.00          | 4,941.88     | 500.00               | 6,000.00            |
| Computer Expense - Police       | 4,430.90      | 0.00         | 166.67               | 2,000.00            |
| Communication Exp - Police      | 505.88        | 11,576.90    | 500.00               | 6,000.00            |
| Membership/Advertise Police     | 0.00          | 3,028.36     | 833.33               | 10,000.00           |
| Worker's Comp-Police            | 6,503.44      | 0.00         | 41.67                | 500.00              |
| Vehicle Insurance-Police        | 0.00          | 33,604.88    | 7,875.08             | 94,501.00           |
| Electric Expense - Police       | 0.00          | 0.00         | 750.00               | 9,000.00            |
| Medical Testing - Police        | 0.00          | 0.00         | 300.00               | 3,600.00            |
| Equipment Maintenance - Police  | 0.00          | 0.00         | 125.00               | 1,500.00            |
|                                 | 0.00          | 32.00        | 83.33                | 1,000.00            |

For Management Purposes Only

City of Nanticoke  
Income Statement  
For the Four Months Ending April 30, 2021

|                                 | Current Month | Year to Date | Current M-T-D Budget | Year to Date Budget |
|---------------------------------|---------------|--------------|----------------------|---------------------|
| Training-Police                 | 0.00          | 0.00         | 83.33                | 1,000.00            |
| Drug & Alcohol Test Fees-Police | 0.00          | 510.00       | 416.67               | 5,000.00            |
| Misc.                           | 0.00          | 0.00         | 41.67                | 500.00              |
| Post Retirement Health - Polic  | 8,668.87      | 34,675.48    | 15,332.25            | 183,987.00          |
| Minor Equipment - Police        | 260.31        | 4,654.53     | 666.67               | 8,000.00            |
| Police Vehicle Lease            | 0.00          | 10,986.61    | 3,125.00             | 37,500.00           |
| Salary Fire Chief               | 3,447.20      | 16,112.00    | 6,097.25             | 73,167.00           |
| Salary Firefighters             | 45,567.90     | 212,953.41   | 53,817.33            | 645,808.00          |
| Salary - Part Time Firefighter  | 0.00          | 213.50       | 666.67               | 8,000.00            |
| Salary Deputy Chief             | 0.00          | 0.00         | 208.33               | 2,500.00            |
| Dental Insurance-Fire           | 0.00          | 0.00         | 605.08               | 7,261.00            |
| Vision Insurance-Fire           | 0.00          | 0.00         | 93.08                | 1,117.00            |
| Medical Insurance-Fire          | 29,127.68     | 142,370.39   | 28,734.08            | 344,809.00          |
| Life Insurance-Fire             | 218.40        | 1,013.52     | 564.58               | 6,775.00            |
| Pension MMO - Fire              | 0.00          | 0.00         | 15,697.08            | 188,365.00          |
| FICA- Fire                      | 4,696.81      | 21,108.03    | 4,936.75             | 59,241.00           |
| Unemployment Comp Ins -Fire     | 0.00          | 0.00         | 481.25               | 5,775.00            |
| Health Care Buy Out-Fire        | 0.00          | 1,000.00     | 333.33               | 4,000.00            |
| Holiday Pay Fire                | 2,441.07      | 9,667.89     | 2,509.00             | 30,108.00           |
| Fire Sick Time BB Bonus         | 3,000.00      | 9,000.00     | 83.33                | 1,000.00            |
| Overtime- Fire                  | 7,510.63      | 28,272.90    | 1,666.67             | 20,000.00           |
| Shift Differential              | 0.00          | 0.00         | 200.00               | 2,400.00            |
| Call Back Time                  | 823.67        | 4,889.07     | 1,500.00             | 18,000.00           |
| Fire Other Pay                  | 0.00          | 0.00         | 1,000.00             | 12,000.00           |
| Office Supplies- Fire           | 0.00          | 522.88       | 41.67                | 500.00              |
| Vehicle Gas & Oil - Fire        | 645.26        | 2,482.50     | 833.33               | 10,000.00           |
| Clothing Allowance-Fire         | 0.00          | 0.00         | 733.33               | 8,800.00            |
| Vehicle Maintenance-Fire        | 6,097.90      | 14,734.61    | 1,666.67             | 20,000.00           |
| Maintenance & Repairs-Fire      | 835.75        | 1,879.99     | 666.67               | 8,000.00            |
| Materials & Supplies - Fire     | 233.88        | 3,661.63     | 925.00               | 11,100.00           |
| Major Equipment Purchase-Fire   | 1,349.00      | 1,349.00     | 208.33               | 2,500.00            |
| Minor Equipment-Fire            | 22.00         | 1,303.50     | 666.67               | 8,000.00            |
| Fire Hose & Couplings           | 0.00          | 470.21       | 41.67                | 500.00              |
| Communication Expense-Fire      | 1,513.10      | 2,713.40     | 458.33               | 5,500.00            |
| Advertising                     | 900.00        | 900.00       | 0.00                 | 0.00                |
| Property Insurance - Fire       | 0.00          | 0.00         | 291.67               | 3,500.00            |
| Worker's Comp Paid Drivers      | 4,326.52      | 22,356.28    | 8,666.67             | 104,000.00          |
| Worker's Comp. Volunteers       | 2,505.81      | 12,948.94    | 4,583.33             | 55,000.00           |
| Vehicle Insurance-Fire          | 0.00          | 0.00         | 1,416.67             | 17,000.00           |
| Firehouse Utilities (Main)      | 711.70        | 4,363.54     | 708.33               | 8,500.00            |
| Electric Tower - Fire           | 786.84        | 1,615.28     | 300.00               | 3,600.00            |
| Hydrant Rental                  | 3,336.44      | 9,642.40     | 3,416.67             | 41,000.00           |

For Management Purposes Only

City of Nanticoke  
Income Statement  
For the Four Months Ending April 30, 2021

|                                 | Current Month | Year to Date | Current M-T-D | Year to Date |
|---------------------------------|---------------|--------------|---------------|--------------|
|                                 |               |              | Budget        | Budget       |
| Utilities-Volunteer Sta         | 541.83        | 1,876.71     | 416.67        | 5,000.00     |
| Fire- Computer Maintenance      | 0.00          | 1,822.00     | 250.00        | 3,000.00     |
| Repairs/Building- Fire          | 0.00          | 460.99       | 833.33        | 10,000.00    |
| Fire Training                   | 175.00        | 1,081.64     | 266.67        | 3,200.00     |
| Misc.                           | 2.60          | 2.60         | 0.00          | 0.00         |
| Post Retirement Health - Fire   | 4,237.82      | 17,293.28    | 15,629.42     | 187,553.00   |
| Volunteer Fire State Aid        | 0.00          | 0.00         | 2,666.67      | 32,000.00    |
| Repairs to Volunteer Fire Stat  | 0.00          | 0.00         | 62.50         | 750.00       |
| Major Equip Purchase - Fire     | 0.00          | 7,300.99     | 0.00          | 0.00         |
| Salary - Code Official          | 2,720.00      | 3,400.00     | 3,000.00      | 36,000.00    |
| Salary - Health Inspector       | 50.00         | 3,290.00     | 333.33        | 4,000.00     |
| Salary - Planning/Zoning/Code   | 4,977.50      | 11,945.25    | 1,500.00      | 18,000.00    |
| Salary Asst/PT Code Inspector   | 1,836.00      | 7,380.00     | 0.00          | 0.00         |
| Salary Electrical Inspector     | 375.00        | 1,350.00     | 0.00          | 0.00         |
| Med Insurance-Code Official     | 3,986.73      | 3,986.73     | 0.00          | 0.00         |
| Life Insurance Code Official    | 36.40         | 36.40        | 0.00          | 0.00         |
| FICA- Code Department           | 728.74        | 1,983.56     | 369.75        | 4,437.00     |
| Unemployment Comp Ins -Code     | 0.00          | 0.00         | 131.25        | 1,575.00     |
| Office Supplies-Code Official   | 98.31         | 571.94       | 83.33         | 1,000.00     |
| Building Codes-Code Official    | 0.00          | 0.00         | 166.67        | 2,000.00     |
| Vehicle Maintenance - Code      | 0.00          | 341.20       | 125.00        | 1,500.00     |
| Materials and Supplies Code     | 20.00         | 309.19       | 100.00        | 1,200.00     |
| Vehicle Gasoline - Code         | 77.96         | 237.90       | 166.67        | 2,000.00     |
| Computer Expense - Code Offici  | 0.00          | 0.00         | 83.33         | 1,000.00     |
| Title Work                      | 0.00          | 0.00         | 62.50         | 750.00       |
| Appraisal                       | 0.00          | 0.00         | 62.50         | 750.00       |
| Communication Code Official     | 216.29        | 813.54       | 208.33        | 2,500.00     |
| Advert & Printing-Code Official | 293.00        | 633.00       | 83.33         | 1,000.00     |
| Worker's Comp.-Code Official    | 33.83         | 174.81       | 78.25         | 939.00       |
| Code Vehicle Ins                | 0.00          | 0.00         | 83.33         | 1,000.00     |
| Training, Memberships-Code Off  | 0.00          | 0.00         | 100.00        | 1,200.00     |
| General Expense-code            | 261.00        | 603.00       | 250.00        | 3,000.00     |
| Code - Plan Review for Permits  | 0.00          | 0.00         | 83.33         | 1,000.00     |
| Planning & Zoning Eng & Other   | 2,157.00      | 2,157.00     | 208.33        | 2,500.00     |
| Planning & Zoning Legal Fees    | 2,150.00      | 3,305.00     | 416.67        | 5,000.00     |
| Planning & Zoning Advertising   | 0.00          | 185.00       | 166.67        | 2,000.00     |
| Salary & Wages-Public Works     | 14,297.60     | 64,339.20    | 15,101.83     | 181,222.00   |
| PW Seasonal Salaries            | 0.00          | 0.00         | 416.67        | 5,000.00     |
| Dental Insurance-Pub Works      | 0.00          | 0.00         | 176.33        | 2,116.00     |
| Vision Insurance-Pub Works      | 0.00          | 0.00         | 20.50         | 246.00       |
| Medical Insurance-Pub Works     | 7,599.39      | 30,397.56    | 7,396.92      | 88,763.00    |
| Life Insurance-Pub Works        | 191.29        | 765.16       | 185.00        | 2,220.00     |

For Management Purposes Only

City of Nanticoke  
Income Statement  
For the Four Months Ending April 30, 2021

|                                | Current Month     | Year to Date        | Current M-T-D     | Year to Date        |
|--------------------------------|-------------------|---------------------|-------------------|---------------------|
|                                |                   |                     | Budget            | Budget              |
| FICA-Public Works              | 1,059.47          | 5,728.09            | 1,164.92          | 13,979.00           |
| Unemployment Comp Ins -PubWork | 0.00              | 0.00                | 175.00            | 2,100.00            |
| Health Care Buy - Public Works | 0.00              | 1,000.00            | 333.33            | 4,000.00            |
| PW Sick Time Buy Back          | 134.04            | 134.04              | 0.00              | 0.00                |
| Overtime- Public Works         | 0.00              | 12,024.48           | 666.67            | 8,000.00            |
| Veh Gas & Oil-Public Works     | 893.40            | 6,203.39            | 1,166.67          | 14,000.00           |
| Clothing Allowance-Public Work | 0.00              | 981.13              | 583.33            | 7,000.00            |
| Road Maintenance Materials     | 0.00              | 0.00                | 125.00            | 1,500.00            |
| Materials & Supplies -Pub Work | 0.00              | 434.70              | 166.67            | 2,000.00            |
| PW Office Supplies             | 0.00              | 572.95              | 62.50             | 750.00              |
| Vehicle Repairs - Public Works | 663.30            | 2,812.50            | 1,083.33          | 13,000.00           |
| Equip Repairs - Public Works   | 510.00            | 660.00              | 83.33             | 1,000.00            |
| PW Building Maint & Repair     | 0.00              | 1,424.23            | 0.00              | 0.00                |
| Engineering Serv - Public Work | 0.00              | 0.00                | 166.67            | 2,000.00            |
| Communication/Phone -Pub Works | 0.00              | 137.44              | 137.50            | 1,650.00            |
| Worker's Comp. - Public Works  | 1,339.90          | 6,923.62            | 1,511.17          | 18,134.00           |
| Veh&Equip Insurance - Pub Work | 0.00              | 0.00                | 500.00            | 6,000.00            |
| Utilities - Public Works       | 635.92            | 3,172.73            | 500.00            | 6,000.00            |
| DPW-Maintenance& Repairs       | 0.00              | 0.00                | 416.67            | 5,000.00            |
| Emergency Service - Pub Works  | 0.00              | 0.00                | 166.67            | 2,000.00            |
| Mechanical Service - Pub Works | 97.14             | 894.76              | 208.33            | 2,500.00            |
| Equipment Rentals - Pub Works  | 0.00              | 0.00                | 125.00            | 1,500.00            |
| General Expense - Pub Works    | 16.35             | 72.40               | 291.67            | 3,500.00            |
| Demolition                     | 0.00              | 0.00                | 4,166.67          | 50,000.00           |
| Minor Equipment - Public Works | 65.55             | 518.40              | 833.33            | 10,000.00           |
| Public Works Truck Lease       | 3,566.34          | 12,134.27           | 1,188.83          | 14,266.00           |
| Vehicle Gas, Oil- Parks        | 35.98             | 35.98               | 0.00              | 0.00                |
| Parks & Rec Board Expense      | 0.00              | 0.00                | 8.33              | 100.00              |
| Maintenance - Parks & Recreati | 0.00              | 0.00                | 41.67             | 500.00              |
| Park Improvements              | 0.00              | 235.40              | 0.00              | 0.00                |
| Fuel, Light, Water - Park      | 171.67            | 905.11              | 225.00            | 2,700.00            |
| Misc-pubpropparks              | 0.00              | 0.00                | 41.67             | 500.00              |
| Minor Equip-Parks              | 120.64            | 120.64              | 83.33             | 1,000.00            |
| Interfund Transfer Sewer Fund  | 0.00              | 0.00                | 0.00              | 214,348.00          |
| Interfund Transfer Refuse      | 0.00              | 0.00                | 0.00              | 77,871.00           |
| Liability Insurance            | 0.00              | 0.00                | 5,833.33          | 70,000.00           |
| Misc. Expense                  | 0.00              | 328.00              | 462.17            | 5,590.00            |
| Operating Trnsf                | 0.00              | 0.00                | 11,000.00         | 132,000.00          |
| Transfer to Capital Expend.    | 0.00              | 0.00                | 6,418.50          | 77,022.00           |
| <b>Total Expenses</b>          | <b>361,260.67</b> | <b>1,594,041.78</b> | <b>515,436.14</b> | <b>6,477,497.00</b> |

For Management Purposes Only

City of Nanticoke  
Income Statement  
For the Four Months Ending April 30, 2021

|            | Current Month | Year to Date | Current M-T-D Budget | Year to Date Budget |
|------------|---------------|--------------|----------------------|---------------------|
| Net Income | \$ 580,812.82 | 1,230,056.23 | 21,688.62            | 0.00                |