

NANTICOKE CITY POLICE DEPARTMENT
NANTICOKE, PENNSYLVANIA

Office of the Chief of Police
Monthly Report of Activities
June 2021


Total Incidents in June..... 527
Total Incidents in 2021.....2,832

Incident Listing By Type is attached Activity	Number
Traffic Violations and Citations Issued	36
Non-Traffic Citations Issued	22
Parking Tickets Issued	40
Written Warnings Issued	27
Abandoned Vehicles Removed	18
Motor Vehicle Accidents	30
Criminal Arrests	Counts
Abandoned Vehicle	3
Assault	8
Criminal Mischief	1
Disorderly Conduct	4
Dog Ordinance Violations	2
Drug Act Violations	6
D.U.I.	2
Harassment	17
Protection from Abuse Violations	1
Public Drunkenness	4
Retail Theft	1
Strangulation	1
Theft	2
Unauthorized Use of Motor Vehicle	1
Total Criminal Arrests	53

Monthly Patrol Mileage		Total Mileage on Vehicle
Car # 4	615	17,057
Car # 5	171	55,789
Car # 6	928	3,352
Car # 8	1,254	82,474
Car # 9	988	65,862
Car # 10	529	28,281

Total Patrol Mileage.... 4,485

Respectfully Submitted,



Michael Roke
Chief of Police

NANTICOKE CITY POLICE DEPARTMENT
Nanticoke, Pennsylvania

Police Chief's Report
Cash and Checks Received

June 2021 Checks/Cash/Credit

June 2021 Magistrate's Report Nanticoke	\$ 2,043.45
June 2021 Parking Tickets Nanticoke	\$ 580.00
June 2021 Police Reports	\$ 615.00
June 2021 Signs	\$ 100.00
June 2021 Alarm Fees	\$ 340.00
June 2021 Luzerne County Probation (Fines)	\$ 11.35
June 2021 Luzerne County Probation (Restitution)	\$ 270.26

Total \$ 3,960.06

Michael Roke
Chief of Police

Calls for Service - by UCR Code

Incidents Reported Between 06/01/2021 and 06/30/2021

All Municipalities



Code	Description	Primary Count	Secondary UCR Count		
			Code 2	Code 3	Code 4
0200	RAPE	2			
0410	AGGRAVATED ASSAULT	1			
0511	BURGLARY-FORCED ENTRY-RESIDENCE-NIGHT	1			
0515	BURGLARY-FORCED ENTRY-NON-RESID-DAY	1			
0613	THEFT-\$200 & OVER-RETAIL THEFT	1			
0614	THEFT-\$200 & OVER-FROM AUTO (EXCPT 0615)	1			
0617	THEFT-\$200 & OVER-FROM BUILDINGS	1			
0619	THEFT-\$200 & OVER-ALL OTHER	5			
0624	THEFT-\$50 TO \$200-FROM AUTO (EXCPT 0625)	1			
0626	THEFT-\$50 TO \$200-BICYCLES	1			
0629	THEFT-\$50 TO \$200-ALL OTHER	2			
0635	THEFT-UNDER \$50-AUTO PARTS & ACCESSORIES	1			
0637	THEFT - UNDER \$50 - FROM BUILDINGS	2			
0690	THEFT-REPORTS	3			
0712	M.V.THEFT-STREET - RESIDENTIAL AREA	2			
0713	M.V.THEFT-AUTOS - DRIVEWAY	1			
0722	M.V.THEFT-TRUCKS-STREET-RESIDENTIAL ARE	1			
0733	M.V.THEFT-OTHER VEHICLE-DRIVEWAY	1			
0810	SIMPLE PHYSICAL ASSAULTS	4	1	1	
0830	SEXUAL ASSAULT	1			
1100	FRAUD	5			
1130	FLIM FLAM	1			
1140	UNAUTHORIZED USE OF A MV	2	1		
1321	STOLEN PROP.-RECEIVING MOTOR VEHICLE	1			
1410	CRIMINAL MISCHIEF TO AUTOMOBILES	4			
1440	CRIMINAL MISCHIEF - ALL OTHER	3			
1700	SEX OFFENSES (EXCEPT RAPE & PROSTITUTION	1			
1831	NARCOTICS-POSSESSION-MORPHINE,HEROIN,ETC	1			
1832	NARCOTICS-POSSESSION-MARIJUANA,ETC.	0	1		
1833	NARCOTICS-POSSESSION-SYNTHETIC NARCOTIC	1			
1834	NARCOTICS-POSSESSION-OTHER DANGEROUS	0		1	
1841	NARCOTICS-USE-MORPHINE, HEROIN,CODIENEC	2			
1842	NARCOTICS-USE-MARIJUANA, HASHISH, ETC.	5			
1843	NARCOTICS-USE-SYNTHETIC NARCOTICS	1			
1844	NARCOTICS-USE-OTHER DANGEROUS	1			
1890	NARCOTICS - REPORTS	3			
1891	DRUG EQUIPMENT VIOLATIONS	0			1
2020	OFFENSES AGAINST FAMILY-CHILD ABUSE	7			
2111	DRIVING UNDER THE INFLUENCE - ALCOHOL	0	2		
2112	DRIVE UNDER INFLUENCE-ALCOHOL-IMPAIRED	1			
2190	DRIVE UNDER INFLUENCE - REPORTS	1			
2300	PUBLIC DRUNKENESS	2	1		
2400	DISORDERLY CONDUCT	10	1	1	
2410	HARASSMENT BY COMMUNICATION	3			
2420	DISORDERLY CONDUCT-PUBLIC PLACES	0	1		
2430	FIGHTING (AFFRAY)	2			
2440	DISORDERLY CONDUCT-DISTURBING THE PEACE	14	2		
2450	HARASSMENT	26	4	3	1

Calls for Service - by UCR Code

Incidents Reported Between 06/01/2021 and 06/30/2021

All Municipalities



Code	Description	Primary Count	Secondary UCR Count		
			Code 2	Code 3	Code 4
2460	DISORDERLY CONDUCT-OBSCENE LANGUAGE	1			
2480	DISORDERLY CONDUCT-ALL OTHERS	1			
2491	FIREWORKS	5	2		
2600	ALL OTHER CRIMES CODE VIOLATIONS	1	1		
2647	ALL OTHERS - PROTECTIVE ORDERS	18			
2656	ALL OTHER - THREATS (KILL,BOMB,PHONE,ETC)	3			
2660	TRESPASSING OF REAL PROPERTY	2	5		
2664	ALL OTHER OFFENSES - ALL OTHER (MISC.)	1			
2810	CITY ORD-ABANDONED VEH (INCLUDING STATE)	32			
2830	CITY ORD-ALL OTHER	1			
2890	CURFEW & LOITERING (JUVENILE) - REPORTS	1			
2900	LOST/MISSING PERSONS	1			
2911	RUNAWAY - INCORRIGIBLE -MALE (JUVENILE)	1			
2912	RUNAWAY-INCORRIGIBLE-FEMALE (JUVENILE)	2			
3000	FOUND/RECOVERED PROPERTY	2			
3100	MOTOR VEHICLE ACCIDENTS	29	1		
3310	ATTEMPTED SUICIDES	1			
3320	DOA	1			
3400	MENTAL HEALTH	17	3		
3500	SUSPICIOUS PERSONS,AUTOS,CIRCUMSTANCES	13		1	
3501	SUSPICIOUS PERSONS,AUTOS,CIRCUMSTANCES	10		1	
3600	DISTURBANCES-DOMESTIC	42	1	1	
3610	DISTURBANCES-JUVENILE	0			1
3620	DISTURBANCES-OTHER (FIGHTS,DISPUTES,ETC)	12	3		
3710	WARRANTS-OUTSIDE AGENCY-SERVICE	2			
3800	SERVICE CALL-ASSIST PUBLIC	1			
3810	ALARMS (FALSE ONLY)-EXCPT FIRE	14			
3820	ASSIST MOTORIST/DISABLE VEH	4			
3850	HAZARDOUS CONDITIONS	1			
3860	SERVICE CALL-LOCKOUTS (VEHICLE/BLDG)	2			
3870	MEDICAL EMERGENCY	9	5	1	
3900	TRAFFIC & PARKING PROBLEMS	13			
4008	NON-CRIMINAL-ELECTRIC LIGHT OUTAGES	2			
4010	TRAFFIC OFFENSES	8	2	2	
4020	NON-CRIMINAL - CHILD CUSTODY	5			
4022	NON-CRIMINAL - CIVIL	12			
4026	NON-CRIMINAL-WIRES AND POLES DOWN	1			
4028	NON-CRIMINAL-OTHER INVESTIGATIONS	4			
4090	NON-CRIMINAL - POLICE INFORMATION	9			
4100	NON-CRIMINAL - 911 HANG UP	5	1		
4110	NON-CRIMINAL -WELFARE CHECK	17			
5004	LOST & FOUND - FOUND ARTICLES	3			
5008	LOST & FOUND - LOST ARTICLES	4			
5012	LOST & FOUND - MISSING JUVENILE MALE	2			
5014	LOST & FOUND - MISSING ADULT FEMALES	3			
5016	LOST & FOUND - MISSING ADULT MALES	4			
5502	ANIMAL COMPLAINTS - BARKING DOGS	1			
5504	ANIMAL COMPLAINTS - DOG BITES	2			

Calls for Service - by UCR Code

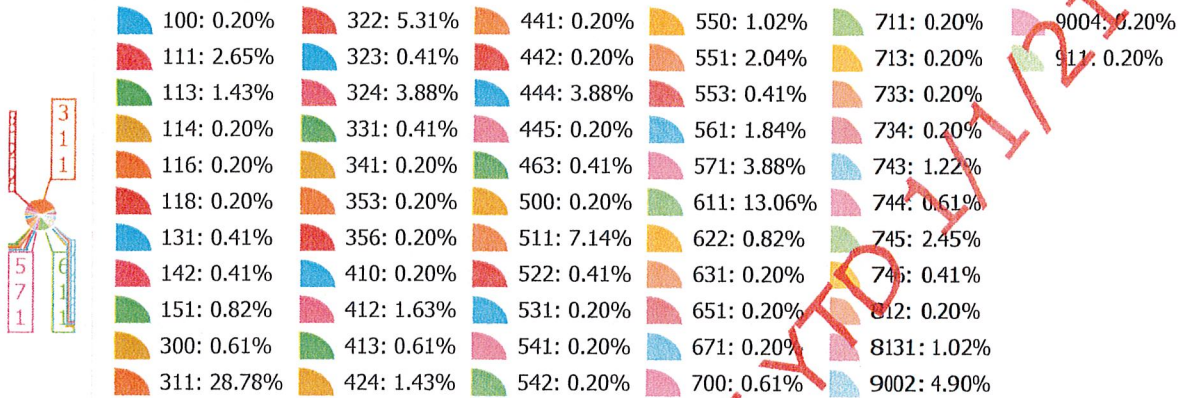
Incidents Reported Between 06/01/2021 and 06/30/2021

All Municipalities



Code	Description	Primary Count	Secondary UCR Count		
			Code 2	Code 3	Code 4
5506	ANIMAL COMPLAINTS - RUNNING AT LARGE	12			
5510	ANIMAL COMPLAINTS - OTHER	9			
5590	ANIMAL COMPLAINTS - REPORTS	1			
6312	TRAFFIC ENFORCEMENT - WARNINGS	2			
6602	TRAFFIC RELATED -IMPOUNDED,ABANDON M.V.	1			
6690	TRAFFIC RELATED SERVICES - REPORTS	1			
7004	BUILDING CHECKS - VACATION,VACANT HOME	1			
7012	PUBLIC SERVICES - BANK ESCORTS, ETC.	1			
7014	PUBLIC SERVICE - OTHERS (OFFICER ASSIST)	4			
7090	PUBLIC SERVICES - REPORTS	2			
7502	ASSIST OTHER AGENCIES - FIRE DEPT.	2			
7504	ASSIST OTHER AGENCIES - OTHER POLICE	12			
7506	ASSISTING OTHER AGENCIES - ALL OTHERS	2			
8010	WARRANTS - LOCAL - CRIMINAL	1	1		
9002	ADMINISTRATIVE DUTIES	1			
CITT	TRAFFIC CITATION	11			
CITW	WARNING	8			
SUBP	SUBPOENA	1			
WARR	WARRANT	0	2		
Total Calls		527			

Incident Reports By Incident Type, Summary



Incident Type

Total Incidents

Percent

Incident Type	Total Incidents	Percent
100 - Fire, other	1	0.20%
111 - Building fire	13	2.65%
113 - Cooking fire, confined to container	7	1.43%
114 - Chimney or flue fire, confined to chimney or flue	1	0.20%
116 - Fuel burner/boiler malfunction, fire confined	1	0.20%
118 - Trash or rubbish fire, contained	1	0.20%
131 - Passenger vehicle fire	2	0.41%
142 - Brush or brush-and-grass mixture fire	2	0.41%
151 - Outside rubbish, trash or waste fire	4	0.82%
300 - Rescue, EMS incident, other	3	0.61%
311 - Medical assist, assist EMS crew	141	28.78%
322 - Motor vehicle accident with injuries	26	5.31%
323 - Motor vehicle/pedestrian accident (MV Ped)	2	0.41%
324 - Motor vehicle accident with no injuries.	19	3.88%
331 - Lock-in (if lock out , use 511)	2	0.41%
341 - Search for person on land	1	0.20%
353 - Removal of victim(s) from stalled elevator	1	0.20%

Incident Type	Total Incidents	Percent
356 - High-angle rescue	1	0.20%
410 - Combustible/flammable gas/liquid condition, other	1	0.20%
412 - Gas leak (natural gas or LPG)	8	1.63%
413 - Oil or other combustible liquid spill	3	0.61%
424 - Carbon monoxide incident	7	1.43%
441 - Heat from short circuit (wiring), defective/worn	1	0.20%
442 - Overheated motor	1	0.20%
444 - Power line down	19	3.88%
445 - Arcing, shorted electrical equipment	1	0.20%
463 - Vehicle accident, general cleanup	2	0.41%
500 - Service Call, other	1	0.20%
511 - Lock-out	35	7.14%
522 - Water or steam leak	2	0.41%
531 - Smoke or odor removal	1	0.20%
541 - Animal problem	1	0.20%
542 - Animal rescue	1	0.20%
550 - Public service assistance, other	5	1.02%
551 - Assist police or other governmental agency	10	2.04%
553 - Public service	2	0.41%
561 - Unauthorized burning	9	1.84%
571 - Cover assignment, standby, moveup	19	3.88%
611 - Dispatched & canceled en route	64	13.06%
622 - No incident found on arrival at dispatch address	4	0.82%
631 - Authorized controlled burning	1	0.20%
651 - Smoke scare, odor of smoke	1	0.20%
671 - HazMat release investigation w/no HazMat	1	0.20%
700 - False alarm or false call, other	3	0.61%
711 - Municipal alarm system, malicious false alarm	1	0.20%
713 - Telephone, malicious false alarm	1	0.20%
733 - Smoke detector activation due to malfunction	1	0.20%
734 - Heat detector activation due to malfunction	1	0.20%
743 - Smoke detector activation, no fire - unintentional	6	1.22%

Incident Type	Total Incidents	Percent
744 - Detector activation, no fire - unintentional	3	0.61%
745 - Alarm system activation, no fire - unintentional	12	2.45%
746 - Carbon monoxide detector activation, no CO	2	0.41%
812 - Flood assessment	1	0.20%
8131 - Fallen tree	5	1.02%
9002 - Investigation	24	4.90%
9004 - Inspection	1	0.20%
911 - Citizen complaint	1	0.20%

Total Number of Incidents: 490

Total Number of Incident Types: 57

NANTICOKE FIRE DEPARTMENT YTD 1/1/21-6/30/21

Incident Type

Total Incidents

Percent

Report Filter Settings

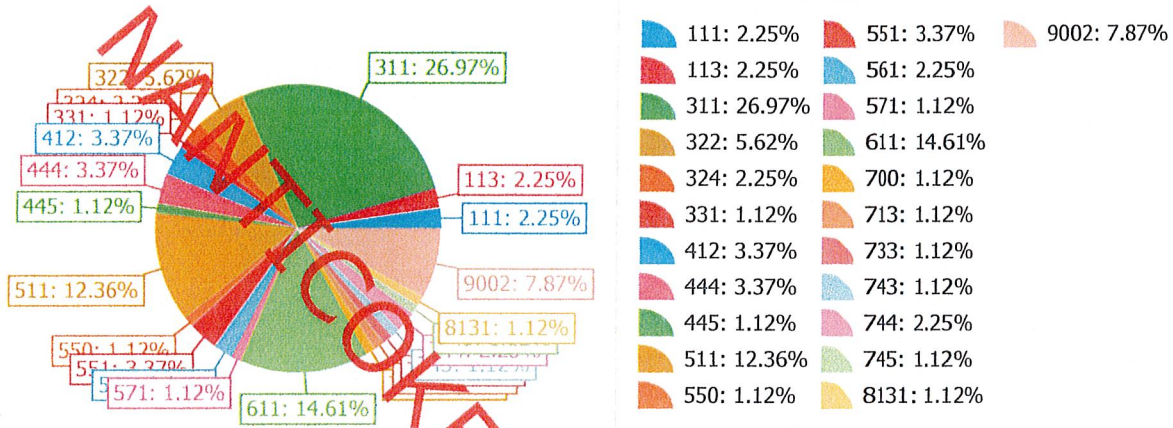
Report File Name: Incident Reports by Incident Type, Summary

Filter Name: Y.T.D.

Filter Expression: [AlarmDateTime] is between '1/1/2021 00:00' and '6/30/2021 23:59'

NANTICOKE FIRE DEPARTMENT YTD 1/1/21-6/30/21

Incident Reports By Incident Type, Summary



Incident Type	Total Incidents	Percent
111 - Building fire	2	2.25%
113 - Cooking fire, confined to container	2	2.25%
311 - Medical assist, assist EMS crew	24	26.97%
322 - Motor vehicle accident with injuries	5	5.62%
324 - Motor vehicle accident with no injuries.	2	2.25%
331 - Lock-in (if lock out , use 511)	1	1.12%
412 - Gas leak (natural gas or LPG)	3	3.37%
444 - Power line down	3	3.37%
445 - Arcing, shorted electrical equipment	1	1.12%
511 - Lock-out	11	12.36%
550 - Public service assistance, other	1	1.12%
551 - Assist police or other governmental agency	3	3.37%
561 - Unauthorized burning	2	2.25%
571 - Cover assignment, standby, moveup	1	1.12%
611 - Dispatched & canceled en route	13	14.61%
700 - False alarm or false call, other	1	1.12%
713 - Telephone, malicious false alarm	1	1.12%

Incident Type	Total Incidents	Percent
733 - Smoke detector activation due to malfunction	1	1.12%
743 - Smoke detector activation, no fire - unintentional	1	1.12%
744 - Detector activation, no fire - unintentional	2	2.25%
745 - Alarm system activation, no fire - unintentional	1	1.12%
8131 - Fallen tree	1	1.12%
9002 - Investigation	7	7.87%

Total Number of Incidents: 89

Total Number of Incident Types: 23

WANTICOKE FIRE DEPARTMENT

Incident Type

Total Incidents

Percent

Report Filter Settings

Report File Name: Incident Reports by Incident Type, Summary

Filter Name: Last Calendar Month

Filter Expression: [AlarmDateTime] is between '6/1/2021 00:00' and '6/30/2021 23:59'

NANTICOKE FIRE DEPARTMENT

Incident Record List

89 Records

Incident Number	Incident Type	Location
Incident Date: 6/1/2021		
2100402	611 - Dispatched & canceled en route	48 Monahan CT, Hanover Twp., PA 18704
2100403	412 - Gas leak (natural gas or LPG)	152 W BROAD ST, NANTICOKE, PA 18634
Incident Date: 6/2/2021		
2100404	311 - Medical assist, assist EMS crew	8 HANOVER ST, NANTICOKE, PA 18634
2100405	412 - Gas leak (natural gas or LPG)	PROSPECT ST & SOUTH ST, NANTICOKE, PA
2100406	9002 - Investigation	W FIELD ST & MAPLE ST, NANTICOKE, PA
Incident Date: 6/4/2021		
2100407	324 - Motor vehicle accident with no injuries.	77 MARKET ST, NANTICOKE, PA 18634
Incident Date: 6/5/2021		
2100408	700 - False alarm or false call, other	50 Tradeport RD, Nanticoke, PA 18634
2100409	322 - Motor vehicle accident with injuries	HANOVER ST & W BROAD ST, NANTICOKE, PA
Incident Date: 6/6/2021		
2100410	111 - Building fire	659 W Main St, Plymouth, PA 18651
2100411	311 - Medical assist, assist EMS crew	154 W BROAD ST, NANTICOKE, PA 18634
2100412	9002 - Investigation	35 Maude St, Plymouth Twp, PA 18634
2100413	322 - Motor vehicle accident with injuries	E MAIN ST & E Dewey ST, NANTICOKE, PA
Incident Date: 6/7/2021		
2100414	744 - Detector activation, no fire - unintentional	1030 HANOVER ST, NANTICOKE, PA 18634
2100415	511 - Lock-out	890 S MARKET ST, NANTICOKE, PA 18634
2100416	511 - Lock-out	235 W SOUTH ST, NANTICOKE, PA 18634
Incident Date: 6/8/2021		
2100417	311 - Medical assist, assist EMS crew	145 S MARKET ST, NANTICOKE, PA 18634
2100418	322 - Motor vehicle accident with injuries	1586 Sans Souci PKY, Hanover Township, PA 18702
2100419	311 - Medical assist, assist EMS crew	206 E CHURCH ST, NANTICOKE, PA 18634
2100420	611 - Dispatched & canceled en route	Ferry RD & Fellows AVE, Hanover Twp., PA
2100421	611 - Dispatched & canceled en route	1600 San Souci PKY, Hanover Twp, PA 18706

Incident Record List

89 Records

Incident Number	Incident Type	Location
2100444	611 - Dispatched & canceled en route	San Souci PKY & Alta DR, Hanover Township, PA
2100445	311 - Medical assist, assist EMS crew	1025 MAPLE ST, NANTICOKE, PA 18634
2100446	611 - Dispatched & canceled en route	179 E CHURCH ST, NANTICOKE, PA 18634
Incident Date: 6/14/2021		
2100447	311 - Medical assist, assist EMS crew	314 KOSCIUSZKO ST, NANTICOKE, PA 18634
2100448	511 - Lock-out	61 E MAIN ST, NANTICOKE, PA 18634
2100449	611 - Dispatched & canceled en route	657 Main St, Pegler Notch, PA 18706
Incident Date: 6/15/2021		
2100450	311 - Medical assist, assist EMS crew	255 E RIDGE ST, NANTICOKE, PA 18634
2100451	311 - Medical assist, assist EMS crew	222 Opportunity WAY, Nanticoke, PA 18634
Incident Date: 6/16/2021		
2100452	322 - Motor vehicle accident with injuries	S Mill ST & E Poplar ST, Plymouth Township, PA
2100453	551 - Assist police or other governmental agency	716 E MAIN ST, NANTICOKE, PA 18634
2100454	511 - Lock-out	424 E GRAND ST, NANTICOKE, PA 18634
2100455	611 - Dispatched & canceled en route	1 E GREEN ST, NANTICOKE, PA 18634
Incident Date: 6/17/2021		
2100456	324 - Motor vehicle accident with no injuries	270 E MAIN ST, NANTICOKE, PA 18634
2100457	611 - Dispatched & canceled en route	375 Stewart RD, Hanover Township, PA 18706
Incident Date: 6/18/2021		
2100458	113 - Cooking fire, confined to containe	1 E GREEN ST, NANTICOKE, PA 18634
Incident Date: 6/19/2021		
2100459	745 - Alarm system activation, no fire - unintentional	391 E UNION ST, NANTICOKE, PA 18634
2100460	9002 - Investigation	126 W BROAD ST, NANTICOKE, PA 18634
Incident Date: 6/20/2021		
2100461	9002 - Investigation	38 S WALNUT ST, NANTICOKE, PA 18634
2100462	311 - Medical assist, assist EMS crew	330 KOSCIUSZKO ST, NANTICOKE, PA 18634
Incident Date: 6/22/2021		
2100463	311 - Medical assist, assist EMS crew	412 E CHURCH ST, NANTICOKE, PA 18634

Incident Record List

89 Records

Incident Number	Incident Type	Location
Incident Date: 6/23/2021		
2100464	511 - Lock-out	555 E MAIN ST, NANTICOKE, PA 18634
2100465	571 - Cover assignment, standby, moveup	280 New Commerce Blvd, Hanover Township, PA 18706
2100466	311 - Medical assist, assist EMS crew	BROADWAY ST, NANTICOKE, PA 18634
Incident Date: 6/24/2021		
2100467	743 - Smoke detector activation, no fire - unintentional	341 E RIDGE ST, NANTICOKE, PA 18634
2100468	561 - Unauthorized burning	R 370 E MAIN ST, NANTICOKE, PA 18634
2100469	311 - Medical assist, assist EMS crew	443 W MAIN ST, NANTICOKE, PA 18634
2100470	9002 - Investigation	22 Hill St, NANTICOKE, PA 18634
Incident Date: 6/25/2021		
2100471	511 - Lock-out	305 E UNION ST, NANTICOKE, PA 18634
2100472	444 - Power line down	1106 S MARKET ST, NANTICOKE, PA 18634
Incident Date: 6/26/2021		
2100473	311 - Medical assist, assist EMS crew	422 RAILROAD ST, NANTICOKE, PA 18634
2100474	311 - Medical assist, assist EMS crew	460 W MAIN ST, NANTICOKE, PA 18634
2100475	311 - Medical assist, assist EMS crew	129 W UNION ST, NANTICOKE, PA 18634
Incident Date: 6/27/2021		
2100476	551 - Assist police or other governmental agency	426 KOSCIUSKO ST, NANTICOKE, PA 18634
2100477	311 - Medical assist, assist EMS crew	Route 29 HWY & Route 11 HWY, Plymouth Twp, PA
Incident Date: 6/28/2021		
2100478	311 - Medical assist, assist EMS crew	578 E MAIN ST, NANTICOKE, PA 18634
2100479	561 - Unauthorized burning	199 W GREEN ST, NANTICOKE, PA 18634
2100480	611 - Dispatched & canceled en route	9 Fellows Ave, Hanover Township, PA 18706
2100481	311 - Medical assist, assist EMS crew	152 E RIDGE ST, NANTICOKE, PA 18634
2100482	412 - Gas leak (natural gas or LPG)	342 E WASHINGTON ST, NANTICOKE, PA 18634
Incident Date: 6/29/2021		
2100483	9002 - Investigation	2 HONEY POT ST, NANTICOKE, PA 18634

Incident Record List

89 Records

Incident Number	Incident Type	Location
2100484	713 - Telephone, malicious false alarm	370 E UNION ST, NANTICOKE, PA 18634
2100485	511 - Lock-out	21 N CHESTNUT ST, NANTICOKE, PA 18634
2100486	611 - Dispatched & canceled en route	317 E GRAND ST, NANTICOKE, PA 18634
2100487	311 - Medical assist, assist EMS crew	359 E Poplar ST, Plymouth Twp, PA 18634
Incident Date: 6/30/2021		
2100488	445 - Arcing, shorted electrical equipment	261 E CHURCH ST, NANTICOKE, PA 18634
2100489	311 - Medical assist, assist EMS crew	242 ENTERPRISE ST, NANTICOKE, PA 18634
2100490	511 - Lock-out	207 W OAK ST, NANTICOKE, PA 18634

NANTICOKE FIRE DEPT

To: Mayor's Office and City Council

From: Rick Josefowicz

Subject: Street Department Report for the Month of June 2021

Date: 7/10/2021

Signs

1. Handicap sign removed.
 - a. 54 West Green Street
2. Two Handicap signs installed.
 - a. 212 West Green Street
 - b. 148 West Noble Street
3. Installed (1) Do Not Enter Sign at the corner of East Main and Shea Streets.
4. Installed (2) One Way Signs at the corners of East Main and Shea Streets.
5. Installed (1) No Right Turn sign at the Shea Street Alley Way.
6. Installed (1) No left Turn sign at the Shea Street Alley Way.
7. Installed (1) No Dog Waste sign at the Corner of East Main and Spring Streets, City property.
8. Installed new Street Name signs.
 - a. Corner of Trade Port Road and Kosciusko Street
 - b. Corner of West Main and Hanover Streets
 - c. Corner of Detrick and Garfield Streets
 - d. Corner of East Union and Walnut Streets
9. Replaced (1) No Trucks Beyond this Sign due to car accident hitting pole.
10. Replaced No Parking on Sidewalk sign on East Main and Division Streets due to car accident.

COG Paving

1. No COG work during the month of June.

City Property Maintenance and Repairs

1. Weekly Maintenance in City Hall.
2. Emptied both trash cans located at the bus stop shelters as needed during the month.
3. Cleaned shop inside three times during the month.
4. Litter picking was done at location of lower Broadway from Access Road to the bridge entrance three during the month.
5. Litter picking was done at the City Building, St. Joseph's lot, Market Street, around Patriot Park and Main Street from red light to Antonio's Pizza twice during the month.
6. Cut City properties 12 times during the month.
7. Cut down (2) dead trees down on Market Street.
 - a. All trees were cut up and debris was taken to Newport Township Recycling Center.
8. Sprayed weeds at 7 different locations in the City.
9. Painted offices at City Hall.

10. Removed all cardboard boxes after paper shredding was completed at City Hall was completed for recycling.
11. Cut grass at all 3 round-abouts on Middle Road and sprayed weed killer as needed.
12. Cut curbsides of roadways.
 - a. Ramp of Kosciusko Street.
 - b. Side of Road on Kosciusko street to bottom of the hill.
 - c. North Walnut Street behind Mr. Z's.
 - d. North Market Street from salt shed to Access Road.
 - e. Alleyway near Quality Hill playground.
13. Cleaned all road debris behind Fire Headquarters, Sanitary Baker and Steve Stashik' s property to prepare for pothole patching.
14. Repaired flooring in kitchen area in City Hall.
15. Moved 12 filing cabinets to new office space for Jennifer.
16. Assembled new office chair and desk and hung new pictures in offices.
17. Painted flagpole at City Hall.
18. Restrung flagpole and hung new flags.
19. Painted areas in Police Department over a 3-day period.
20. AC repairs were completed at City Hall due to no AC.

Flags and Veteran Banners

1. 50 American Flags were assembled and installed on City street poles.
2. 11 Veteran banners were assembled and installed on City street poles.

Thank you to A Cut Above Tree Service for the service of their bucket truck allowing us to install the flags and banners.

Pothole Patching

1. Eight ton of cold patch was used to patch potholes City wide including alleys as needed.

P.A.1 Calls

1. There were **118** P.A.1 calls during the month. Roads and Alleys were marked as required.

Sewer and Storm Water

1. Two storm basins were repaired on West Noble Street.
2. One storm basin was repaired on Birch Street.
3. One storm basin was repaired on the corner of West Grand and New Streets.
4. Sewer main was blocked on the 1100 block of South Market Street. WVSA was called and line was cleared.
5. Four sewer calls were received at City Hall. All had broken laterals.
 - a. 76 Hill Street
 - b. 411 East Ridge Street
 - c. 126 West Broad Street
 - d. 297 West Green Street
6. Due to sewer call at 76 Hill Street, WVSA ran a camera on main line. It was determined that the main was partially blocked with sediment. Line was cleaned out.

Vehicle and Equipment Maintenance

1. Checked all fluids in trucks and equipment once during the month.
2. All trucks were washed during the month once.
3. Changed blades on green zero turn tractor, completed in house.
4. Replaced deck on green zero turn tractor, completed in house.

Gas Leaks

1. One gas leak during the month. UGI was notified and leaks were repaired.
 - a. 1208 Prospect Street.
 - i. 1200 block of Prospect Street was evacuated due to leak.

Water Leaks

1. No water leaks reported during the month.

911 Calls

1. None during the month.

Miscellaneous

1. Set up for Big Bang event was completed.
2. DPW picked one generated that was rented and another that was borrowed from the FD.
3. **Special thank you to R Bar and Grill for the Band Shelter.**
4. DPW workers were responsible for all trash and firework removal as well as cleaning up football field and parking lot areas.
5. **Special thank you to Mayor and Ann Marie Coughlin for assisting with clean up.**

Roadkill

1. None during the month.
-

Fuel Report

Truck #	Miles	Gallons	Fuel Type
1	658	102	Gas
2	367	52.6	Gas
3	269	40.8	Diesel
4	340	37.5	Diesel
5	none recorded	0	Diesel
6	480	47.7	Gas
Bucket Truck	none recorded	27.7	Diesel
Skid'steer	0	0	Diesel
Loader	0	0	Diesel
Misc cans for tractors and grass cutters		12.6	Diesel
		39.4	Gas
Total		360.3	

30,426 miles

JUNE 2021 CODE REPORT

INSPECTIONS

		<u>Cost</u>
INSPECTIONS	21	\$ 1,290.00
ELECTRICAL INSPECTION	11	\$ 825.00
SALE OCCUPANCY	13	\$ 1,300.00
RENTAL OCCUPANCY	11	\$ 605.00
COMM OCCUPANCY	1	\$ 350.00

PERMITS

BUILDING	29	\$ 3,207.00
ELECTRICAL	7	\$ 321.50
PLUMBING	0	\$ -
DUMPSTER	12	\$ 180.00
LANDLORD LIC	0	\$ -
STREET VENDOR	0	\$ -
PAVE CUTS	0	\$ -
VACANCY	1	\$ 350.00
PLAN REVIEW	1	\$ 767.50
PLANNING COMM	0	\$ -
PLANNING ENGINEER	0	\$ -
ZONING	1	\$ 35.00
ZONING AD	0	\$ -
SEWER TAP IN	0	\$ -
FINES	0	\$ -
BOOKS	0	\$ -
CONTRACTOR LICENSE	2	\$ 350.00
SPECIALTY CONTRACTOR	0	\$ -
HEALTH LICENSE	15	\$ 1,500.00
BYOB	0	\$ -
OTHER- FENCE PMT	1	\$ 100.00

TOTAL DEPOSITS **\$ 11,181.00**

Prepared by Nicole Pulju <3

HONORABLE MAYOR AND COUNCIL

**I WISH TO SUBMIT THE REFUSE FEE
COLLECTIONS FOR THE MONTH OF JUNE 2021.**

**REFUSE \$112,459.00
RETURNED CHECK \$
REFUNDS \$
RESEARCH FEE \$190.00
CREDIT/DEBT CARDS \$7,721.00**

TOTAL =\$120,370.00

MONEY COLLECTED FOR 2021 IS \$922,341.01

**MONEY FOR THE ABOVE REFUSE FEE AND
OTHERS AS LISTED ABOVE HAS BEEN
DEPOSITED AT THE TREASURER OFFICE.**

RESPECTFULLY YOURS,

Patricia Zendauchi

**REFUSE DELINQUENT MONEY COLLECTED IN
JANUARY 2021 TO JUNE 2021 IS \$57,932.19**

City of Nanticoke
Income Statement
For the Six Months Ending June 30, 2021

	Current Month	Year to Date	Current M-T-D	Year to Date
	\$	\$	Budget	Budget
Revenues				
Real Estate - Current	82,687.84	1,442,916.36	140,416.67	1,685,000.00
Real Estate--Delinquent	20,232.49	138,304.87	14,583.33	175,000.00
Residence Tax Current	0.00	670.80	1,666.67	20,000.00
Residence Tax--Prior Year	827.35	7,799.86	0.00	0.00
Per Capita--Current	0.00	670.80	1,666.67	20,000.00
Per Capita--Delinquent	827.36	7,799.90	0.00	0.00
Real Estate Transfer Tax	21,341.89	322,972.48	4,666.67	56,000.00
Merchantile/Business Privilege	71,523.98	140,157.00	10,416.67	125,000.00
Current EIT- Act 511	84,170.27	1,591,837.59	251,458.33	3,017,500.00
Local Services Tax	3,264.57	44,380.37	7,916.67	95,000.00
Amusement Tax	0.00	4,700.00	383.33	4,600.00
Street Vendor Permits	50.00	150.00	20.83	250.00
Contractor License Income	350.00	2,750.00	416.67	5,000.00
BYOB Annual Fees	0.00	100.00	25.00	300.00
Cable Television Tax	0.00	73,122.56	12,250.00	147,000.00
Dumpser Permit Income	180.00	525.00	62.50	750.00
Magistrate Fines	2,043.45	12,891.65	2,083.33	25,000.00
Magistrate Fines/Code Dept	41.44	664.79	0.00	0.00
State Police Fines	1,841.89	1,841.89	416.67	5,000.00
Parking Ticket/Ordinance Viol.	580.00	4,735.50	833.33	10,000.00
Clerk of Court/Probation Fines	11.35	850.77	375.00	4,500.00
Restitution	270.26	2,737.01	166.67	2,000.00
Interest Income	129.61	1,342.39	566.67	6,800.00
Rental Income Dist Judge	1,500.00	9,000.00	1,500.00	18,000.00
UDAG Income	0.00	0.00	25.00	300.00
American Rescue Plan Grant	539,674.46	539,674.46	0.00	0.00
Liquor Control Board	0.00	2,150.00	283.33	3,400.00
Pension -- State Aid	0.00	0.00	24,750.00	297,000.00
Volunteer Fire Company Relief	0.00	0.00	0.00	32,000.00
Police AG Pay Reimbursement	0.00	0.00	916.67	11,000.00
Police Drug Task Force Reimb	0.00	1,490.66	0.00	0.00
PILOT	0.00	22,389.13	0.00	0.00
PILOT LCCC	0.00	60.00	0.00	0.00
POLICE SERVICES HOUSING AGRE	0.00	0.00	2,083.33	25,000.00
Fire Services Agreement/Plym Tp	1,875.00	6,812.50	0.00	0.00
Civil Service Testing Fees	0.00	350.00	0.00	0.00
Zoning/Subdivision/Land Fees	35.00	485.00	416.67	5,000.00
Planning Commisston	0.00	1,300.00	83.33	1,000.00
Zoning Hearing Fees	0.00	2,440.00	83.33	1,000.00
Plan Review	767.50	7,189.00	291.67	3,500.00
Sale of Maps & Publications	0.00	0.00	6.25	75.00

For Management Purposes Only

City of Nanticoke
Income Statement
For the Six Months Ending June 30, 2021

	Current Month	Year to Date	Current M-T-D Budget	Year to Date Budget
Police Reports- Copies	600.00	2,245.00	233.33	2,800.00
Police Alarm Fees	340.00	661.00	62.50	750.00
Police- Handicap Sign Fees	100.00	2,200.00	375.00	4,500.00
Fire Reports	0.00	0.00	2.08	25.00
Building Permits	3,027.00	28,975.50	5,000.00	60,000.00
Building Inspections	1,290.00	5,815.00	0.00	0.00
Electrical Permits	321.50	1,471.50	125.00	1,500.00
Electrical Inspections	825.00	3,375.00	0.00	0.00
Plumbing Permits	0.00	84.50	41.67	500.00
Occupancy Permits- Residential	1,300.00	9,810.00	1,250.00	15,000.00
Commercial Occupancy Permits	350.00	350.00	166.67	2,000.00
Rental Inspection	605.00	5,005.00	916.67	11,000.00
Landlord Fees	0.00	1,350.00	3,000.00	36,000.00
Mechanical Insp. Fees	0.00	0.00	16.67	200.00
Plumbing/Heating Insp. Fees	0.00	0.00	41.67	500.00
Vacant/Abandoned Bldg Registr	350.00	1,650.00	583.33	7,000.00
Street Repair -- Pave Cuts	0.00	3,502.00	833.33	10,000.00
Health Inspection Services	1,500.00	4,600.00	341.67	4,100.00
Misc Revenue	197.00	13,013.85	1,666.67	20,000.00
City Sponsored Event Income	15,644.50	39,164.50	0.00	0.00
Copy Income	4,370.07	28,733.69	3,833.33	46,000.00
Transfer from Sewer Fund	0.00	0.00	17,862.33	214,348.00
Transfer from Refuse	0.00	0.00	6,489.25	77,871.00
Transfer from Community Develo	0.00	0.00	13,452.33	161,428.00
Total Revenues	865,045.78	4,549,268.88	537,124.76	6,477,497.00
Cost of Sales				
Total Cost of Sales	0.00	0.00	0.00	0.00
Gross Profit	865,045.78	4,549,268.88	537,124.76	6,477,497.00
Expenses				
Salary - Executive/Elected	1,269.20	7,695.96	1,333.33	16,000.00
Salary--Mayor	769.24	5,000.06	833.33	10,000.00
FICA- Executive	155.94	971.25	165.75	1,989.00
U comp executive	0.00	0.00	109.42	1,313.00
Office Supplies- Executive	0.00	33.49	16.67	200.00
Professional Fees- Executive	0.00	1,696.67	20.83	250.00
Transportation & Travel- Exec	0.00	0.00	20.83	250.00

For Management Purposes Only

City of Nanticoke
Income Statement
For the Six Months Ending June 30, 2021

	Current Month	Year to Date	Current M-T-D Budget	Year to Date Budget
Insurance E&O - Executive	0.00	0.00	616.67	7,400.00
Dues & Memberships- Executive	0.00	1,330.00	375.00	4,500.00
Meetings & Conferences- Exec	0.00	75.00	41.67	500.00
Salary-City Administrator	3,928.96	26,415.24	6,064.42	72,773.00
Vision Insurance-Admin	0.00	0.00	11.33	136.00
Health/Hospital Insurance-Admi	0.00	197.05	0.00	0.00
Life Insurance- Administrator	69.99	419.94	46.25	555.00
FICA- Administrator	496.31	2,881.75	463.92	5,567.00
Unemployment Comp Ins -Admin	0.00	0.00	43.75	525.00
Health Care Buyout - Admin	1,000.00	2,000.00	333.33	4,000.00
Office Supplies- Admin	0.00	323.30	41.67	500.00
Admin Computer	0.00	1,632.00	104.16	1,250.00
Communication/Phone- Admin	0.00	0.00	29.17	350.00
Transportation & Travel- Admin	0.00	0.00	83.33	1,000.00
Advertising, Printing- Admin	0.00	0.00	20.83	250.00
Workers Compensation-Admin	0.00	91.89	83.33	1,000.00
Dues,Subscrips &Members-Admin	0.00	0.00	41.67	500.00
Meetings & Conferences, Admin	0.00	0.00	62.50	750.00
Salary- Finance Director	4,132.84	26,863.46	4,638.17	55,658.00
Salaries Fin. Coor&Admin.Asst.	1,756.00	10,744.54	3,795.00	45,540.00
Salary Open Records	160.00	1,040.00	173.33	2,080.00
Dental Insurance- Finance	0.00	0.00	152.17	1,826.00
Vision Insurance- Finance	0.00	0.00	22.67	272.00
Health/Hospital Ins- Finance	14.92	31,367.32	6,096.33	73,156.00
Life Insurance- Finance	96.00	576.00	92.50	1,110.00
FICA- Finance	579.13	3,764.34	645.17	7,742.00
Unemployment Comp Ins -Finance	0.00	0.00	87.50	1,050.00
Office Supplies- Finance	151.14	2,207.20	291.67	3,500.00
Payroll Service - Finance	398.79	2,762.45	475.00	5,700.00
City Audit - Finance	5,000.00	5,000.00	1,600.00	19,200.00
Bank Charges - Finance	0.00	0.00	8.33	100.00
Communication/Phone- Finance	0.00	0.00	391.67	4,700.00
Transport & Travel- Finance	0.00	0.00	41.67	500.00
Advertising, Printing- Finance	0.00	0.00	41.67	500.00
Surety and Fidelity-Finance	0.00	0.00	233.33	2,800.00
Workers Compensation- Finance	14.92	124.10	115.92	1,391.00
Dues,Subscrips.&Member-Finance	0.00	2,681.00	41.67	500.00
Meetings & Conferences-Finance	0.00	0.00	41.67	500.00
NonUniform Pension MMO Finance	0.00	20.00	5,875.33	70,504.00
Minor Equipment-Finance	0.00	2,557.98	62.50	750.00
Salary- Treasurer Clerical	3,500.80	22,755.20	3,734.92	44,819.00
Dental Insurance- Treasurer	0.00	0.00	24.08	289.00

For Management Purposes Only

City of Nanticoke
Income Statement
For the Six Months Ending June 30, 2021

	Current Month	Year to Date	Current M-T-D	Year to Date
		Budget	Budget	Budget
Vision Insurance-Treasurer	0.00	0.00	4.58	55.00
Medical Insurance-Treasurer	0.00	6,644.55	1,300.58	15,607.00
Life Insurance-Treasurer	47.77	286.62	46.25	555.00
FICA-Treasurer	259.28	1,685.32	285.75	3,429.00
Unemployment Comp Ins -Treas	0.00	0.00	43.75	525.00
Office Supplies-Treasurer	0.00	854.42	62.50	750.00
Minor Equipment- Treasurer	0.00	0.00	41.67	500.00
Berkheimer EIT Commission	1,229.67	23,881.61	3,333.33	40,000.00
Berkheimer Other Commission	1,121.83	2,909.06	500.00	6,000.00
Per Capita TaxBill - Treasurer	0.00	12,165.68	458.33	5,500.00
Tax Collection Fees	0.00	0.00	1,041.67	12,500.00
Printing&Advertising-Treasurer	0.00	0.00	104.17	1,250.00
Surety & Fidelity Bond -Treasu	0.00	0.00	133.33	1,600.00
Worker's Comp- Treasurer	0.00	0.00	51.25	615.00
Dues and Memberships-Treasurer	0.00	0.00	8.33	100.00
City Solicitor Retainer -Legal	850.00	5,100.00	850.00	10,200.00
Solicitor Hourly - Legal Capit	2,157.00	10,749.00	0.00	0.00
Solicitor Hourly - Legal	0.00	10,052.35	4,166.67	50,000.00
Solicitor Labor Counsel -Legal	3,499.46	7,780.48	833.33	10,000.00
Solicitor Labor Hourly	0.00	2,850.00	0.00	0.00
Legal Enviro	0.00	0.00	208.33	2,500.00
Conflict Council	0.00	0.00	41.67	500.00
Salary - City Clerk	384.62	2,500.03	416.67	5,000.00
FICA- Clerk	29.42	191.21	31.92	383.00
Unemployment- Clerk	0.00	0.00	25.00	300.00
Office Supplies- Clerk	0.00	0.00	20.83	250.00
City Hall Supplies - Clerk	0.00	0.00	8.33	100.00
Ordinance Codification-Clerk	0.00	0.00	276.25	3,315.00
Advertising/Printing- Clerk	249.00	792.30	233.33	2,800.00
Workers Compensation-Clerk	14.92	89.52	5.75	69.00
Dues, Subscrips,&Members-Clerk	995.00	995.00	20.83	250.00
Other Admin - SPCA Fees	0.00	4,604.60	291.67	3,500.00
Architect& Engineer - Pub Prop	0.00	3,867.50	2,916.67	35,000.00
Salary Cleaning - Public Prop	540.00	3,505.00	1,500.00	18,000.00
FICA- Public Prop	41.31	268.13	114.75	1,377.00
Unemploy Comp - Public Prop	0.00	0.00	9.50	114.00
Materials&Supplies-Public Prop	0.00	2,527.48	333.33	4,000.00
Common Exp Water/Shred Pub Pro	111.40	452.35	108.33	1,300.00
Computer Expense -Public Prope	629.00	1,579.00	208.33	2,500.00
Fire Alarm Install/Monitoring	23.00	138.00	25.00	300.00
Telephone - Public Property	137.53	2,946.34	166.67	2,000.00
Postage - Public Property	0.00	1,381.74	208.33	2,500.00

For Management Purposes Only

City of Nanticoke
Income Statement
For the Six Months Ending June 30, 2021

	Current Month	Year to Date	Current M-T-D Budget	Year to Date Budget
Copier - Public Property	0.00	0.00	125.00	1,500.00
Worker's Comp.-Public Prop	14.92	106.81	19.17	230.00
Utilities City Hall - Pub Prop	5,218.78	28,979.78	4,166.67	50,000.00
Utilities - Public Property	623.37	5,580.05	1,083.33	13,000.00
Property Maintenance - Pub Prop	2,499.66	15,288.78	1,500.00	18,000.00
Postage Meter Lease & Supplies	0.00	0.00	100.00	1,200.00
Safety Committee	0.00	0.00	20.83	250.00
Misc. General	0.00	226.65	0.00	0.00
Cleaning - Public Property	1,100.00	10,749.45	250.00	3,000.00
Minor Equip - Public Property	0.00	0.00	41.67	500.00
Salary- Police Chief	6,389.10	41,451.60	7,274.42	87,293.00
Salary - Patrol Officers	54,139.60	344,352.45	67,518.33	810,220.00
Part-Time Police Earnings	0.00	2,551.50	1,666.67	20,000.00
Salary Admin Asst.- Police	3,500.80	22,755.20	3,782.83	45,394.00
Dental Insurance-Police	0.00	0.00	885.33	10,624.00
Vision Insurance-Police	0.00	0.00	133.83	1,606.00
Medical Insurance-Police	0.00	184,929.01	42,340.83	508,090.00
Life Insurance-Police	284.83	1,711.26	312.25	3,747.00
Pension MMO - Police	0.00	0.00	34,999.67	419,996.00
Fica/Medicare-Police Officers	1,057.32	7,426.52	1,313.58	15,763.00
Unemployment Comp Ins- Police	0.00	0.00	656.25	7,875.00
FICA/Medicare Clerical -Police	260.46	1,692.96	289.42	3,473.00
Health Care Buy Out Police	1,000.00	2,000.00	333.33	4,000.00
Holiday Pay Police	0.00	40,583.16	3,883.50	46,602.00
Personal Day Pay Police	0.00	1,918.40	241.67	2,900.00
Police Vacation Pay	0.00	5,574.32	0.00	0.00
Police Sick Time Bonus	1,000.00	7,547.92	20.83	250.00
Police Overtime	10,444.98	49,197.33	5,833.33	70,000.00
Police Court Pay	2,188.96	6,025.32	2,083.33	25,000.00
Other Pay	0.00	0.00	2,000.00	24,000.00
Police AG Pay	0.00	932.33	1,250.00	15,000.00
Office Supplies-Police	295.00	2,909.15	333.33	4,000.00
Gas, Oil & Operating Exp-Police	1,443.80	9,196.20	1,666.67	20,000.00
Clothing Allowance-Police	(598.00)	9,990.25	866.67	10,400.00
Uniform Replacement	0.00	2,768.33	62.50	750.00
Reserve Officer Uniforms	0.00	0.00	583.33	7,000.00
Vehicle Maintenance-Police	0.00	9,889.35	833.33	10,000.00
Materials & Supplies-Police	171.63	5,348.48	500.00	6,000.00
Supplies Ammunition - Police	0.00	0.00	166.67	2,000.00
Computer Expense - Police	0.00	11,576.90	500.00	6,000.00
Communication Exp - Police	814.20	4,325.18	833.33	10,000.00
Membership/Advertise Police	0.00	0.00	41.67	500.00

For Management Purposes Only

City of Nanticoke
Income Statement
For the Six Months Ending June 30, 2021

	Current Month	Year to Date	Current M-T-D Budget	Year to Date Budget
Worker's Comp-Police	6,503.44	46,611.76	7,875.08	94,501.00
Vehicle Insurance-Police	0.00	0.00	750.00	9,000.00
Electric Expense - Police	0.00	0.00	300.00	3,600.00
Medical Testing - Police	0.00	0.00	125.00	1,500.00
Equipment Maintenance - Police	0.00	96.00	83.33	1,000.00
Training-Police	0.00	0.00	83.33	1,000.00
Drug& Alcohol Test Fees-Police	1,310.00	1,820.00	416.67	5,000.00
Misc.	0.00	0.00	41.67	500.00
Post Retirement Health - Polic	1,546.90	44,891.25	15,332.25	183,987.00
Minor Equipment - Police	0.00	4,654.53	666.67	8,000.00
Police Vehicle Lease	0.00	10,986.61	3,125.00	37,500.00
Salary Fire Chief	6,225.60	28,563.20	6,097.25	73,167.00
Salary Firefighters	43,162.90	298,941.71	53,817.33	645,808.00
Salary - Part Time Firefighter	348.00	561.50	666.67	8,000.00
Salary Deputy Chief	0.00	0.00	208.33	2,500.00
Dental Insurance-Fire	0.00	0.00	605.08	7,261.00
Vision Insurance-Fire	0.00	0.00	93.08	1,117.00
Medical Insurance-Fire	0.00	179,515.85	28,734.08	344,809.00
Life Insurance-Fire	265.04	1,496.96	564.58	6,775.00
Pension MMO - Fire	0.00	0.00	15,697.08	188,365.00
FICA- Fire	4,911.18	31,351.43	4,936.75	59,241.00
Unemployment Comp Ins -Fire	0.00	0.00	481.25	5,775.00
Health Care Buy Out-Fire	1,000.00	2,000.00	333.33	4,000.00
Holiday Pay Fire	2,075.70	11,743.59	2,509.00	30,108.00
Fire Sick Time BB Bonus	3,000.00	15,000.00	83.33	1,000.00
Overtime- Fire	8,833.21	45,437.22	1,666.67	20,000.00
Shift Differential	0.00	0.00	200.00	2,400.00
Call Back Time	947.05	7,062.70	1,500.00	18,000.00
Fire Other Pay	0.00	0.00	1,000.00	12,000.00
Office Supplies- Fire	0.00	700.38	41.67	500.00
Vehicle Gas & Oil - Fire	896.31	4,164.48	833.33	10,000.00
Clothing Allowance-Fire	0.00	9,488.00	733.33	8,800.00
Vehicle Maintenance-Fire	317.20	15,793.71	1,666.67	20,000.00
Maintenance & Repairs-Fire	0.00	2,210.49	666.67	8,000.00
Materials & Supplies - Fire	71.05	7,643.21	925.00	11,100.00
Major Equipment Purchase-Fire	0.00	1,349.00	208.33	2,500.00
Minor Equipment-Fire	876.26	2,201.76	666.67	8,000.00
Fire Hose & Couplings	0.00	470.21	41.67	500.00
Communication Expense-Fire	0.00	3,202.15	458.33	5,500.00
Advertising	0.00	900.00	0.00	0.00
Property Insurance - Fire	0.00	0.00	291.67	3,500.00
Worker's Comp Paid Drivers	4,326.51	31,009.31	8,666.67	104,000.00

For Management Purposes Only

City of Nanticoke
Income Statement
For the Six Months Ending June 30, 2021

	Current Month	Year to Date	Current M-T-D	Year to Date
			Budget	Budget
Worker's Comp. Volunteers	2,505.82	17,960.57	4,583.33	55,000.00
Vehicle Insurance-Fire	0.00	0.00	1,416.67	17,000.00
Firehouse Utilities (Main)	316.70	5,716.13	708.33	8,500.00
Electric Tower - Fire	0.00	2,143.15	300.00	3,600.00
Hydrant Rental	3,328.47	16,299.34	3,416.67	41,000.00
Utilities-Volunteer Sta	206.68	2,524.22	416.67	5,000.00
New Hire/Medical Test - Fire	173.00	173.00	0.00	0.00
Fire- Computer Maintenance	0.00	1,822.00	250.00	3,000.00
Repairs/Building- Fire	3,385.31	8,180.24	833.33	10,000.00
Fire Training	0.00	1,081.64	266.67	3,200.00
Misc.	0.00	198.60	0.00	0.00
Post Retirement Health - Fire	1,580.00	23,111.10	15,629.42	187,553.00
Volunteer Fire State Aid	0.00	0.00	2,666.67	32,000.00
Repairs to Volunteer Fire Stat	0.00	0.00	62.50	750.00
Major Equip Purchase - Fire	0.00	7,300.99	0.00	0.00
Salary - Code Official	2,720.00	8,840.00	3,000.00	36,000.00
Salary - Health Inspector	65.00	3,565.00	333.33	4,000.00
Salary - Planning/Zoning/Code	5,970.25	24,063.00	1,500.00	18,000.00
Salary Asst/PT Code Inspector	1,800.00	11,052.00	0.00	0.00
Salary Electrical Inspector	300.00	1,650.00	0.00	0.00
Med Insurance-Code Official	0.00	5,315.64	0.00	0.00
Life Insurance Code Official	0.00	54.60	0.00	0.00
FICA- Code Department	803.06	3,619.82	369.75	4,437.00
Unemployment Comp Ins -Code	0.00	0.00	131.25	1,575.00
Office Supplies-Code Official	321.94	1,391.76	83.33	1,000.00
Building Codes-Code Official	0.00	0.00	166.67	2,000.00
Vehicle Maintenance - Code	0.00	341.20	125.00	1,500.00
Materials and Supplies Code	120.50	521.10	100.00	1,200.00
Vehicle Gasoline - Code	77.40	370.09	166.67	2,000.00
Computer Expense - Code Offici	0.00	0.00	83.33	1,000.00
Title Work	0.00	0.00	62.50	750.00
Appraisal	0.00	0.00	62.50	750.00
Communication Code Official	216.29	1,246.12	208.33	2,500.00
Advert & Printing-Code Official	0.00	888.00	83.33	1,000.00
Worker's Comp.-Code Official	33.83	242.47	78.25	939.00
Code Vehicle Ins	0.00	0.00	83.33	1,000.00
Training, Memberships-Code Off	0.00	0.00	100.00	1,200.00
General Expense-code	0.00	603.00	250.00	3,000.00
Code - Plan Review for Permits	0.00	0.00	83.33	1,000.00
Planning & Zoning Eng & Other	664.00	2,821.00	208.33	2,500.00
Planning & Zoning Legal Fees	1,657.45	5,061.45	416.67	5,000.00
Planning & Zoning Advertising	0.00	185.00	166.67	2,000.00

For Management Purposes Only

City of Nanticoke
Income Statement
For the Six Months Ending June 30, 2021

	Current Month	Year to Date	Current M-T-D	Year to Date
		Budget	Budget	Budget
Salary & Wages-Public Works	14,297.60	92,934.40	15,101.83	181,222.00
PW Seasonal Salaries	450.00	450.00	416.67	5,000.00
Dental Insurance-Pub Works	0.00	0.00	176.33	2,116.00
Vision Insurance-Pub Works	0.00	0.00	20.50	246.00
Medical Insurance-Pub Works	0.00	37,996.95	7,396.92	88,763.00
Life Insurance-Pub Works	191.29	1,147.74	185.00	2,220.00
FICA-Public Works	1,185.79	7,973.36	1,164.92	13,979.00
Unemployment Comp Ins -Pub Work	0.00	0.00	175.00	2,100.00
Health Care Buy - Public Works	1,000.00	2,000.00	333.33	4,000.00
PW Sick Time Buy Back	0.00	134.04	0.00	0.00
Overtime- Public Works	335.10	12,493.62	666.67	8,000.00
Veh Gas & Oil-Public Works	1,234.40	8,703.10	1,166.67	14,000.00
Clothing Allowance-Public Work	330.65	1,469.78	583.33	7,000.00
Road Maintenance Materials	199.98	199.98	125.00	1,500.00
Materials & Supplies -Pub Work	359.23	1,524.57	166.67	2,000.00
PW Office Supplies	0.00	702.74	62.50	750.00
Vehicle Repairs - Public Works	0.00	3,824.81	1,083.33	13,000.00
Equip Repairs - Public Works	0.00	660.00	83.33	1,000.00
PW Building Maint & Repair	0.00	1,424.23	0.00	0.00
Engineering Serv - Public Work	0.00	0.00	166.67	2,000.00
Communication/Phone -Pub Works	0.00	184.42	137.50	1,650.00
Worker's Comp. - Public Works	1,339.90	9,603.42	1,511.17	18,134.00
Veh&Equip Insurance - Pub Work	0.00	0.00	500.00	6,000.00
Utilities - Public Works	235.79	3,749.42	500.00	6,000.00
DPW-Maintenance& Repairs	0.00	0.00	416.67	5,000.00
Emergency Service - Pub Works	104.58	255.88	166.67	2,000.00
Mechanical Service - Pub Works	97.14	1,089.04	208.33	2,500.00
Equipment Rentals - Pub Works	0.00	0.00	125.00	1,500.00
General Expense - Pub Works	21.55	113.45	291.67	3,500.00
Demolition	0.00	583.20	4,166.67	50,000.00
Minor Equipment - Public Works	650.00	715.55	833.33	10,000.00
Public Works Truck Lease	0.00	12,134.27	1,188.83	14,266.00
Vehicle Gas, Oil- Parks	0.00	35.98	0.00	0.00
Parks & Rec Board Expense	0.00	0.00	8.33	100.00
Maintenance - Parks & Recreati	0.00	0.00	41.67	500.00
City Sponsored Event Expenses	13,853.12	23,698.12	0.00	0.00
Park Improvements	0.00	235.40	0.00	0.00
Fuel, Light, Water - Park	127.12	1,211.43	225.00	2,700.00
Misc-pubpropparks	0.00	0.00	41.67	500.00
Minor Equip-Parks	249.00	369.64	83.33	1,000.00
Interfund Transfer Sewer Fund	0.00	0.00	0.00	214,348.00
Interfund Transfer Refuse	0.00	0.00	0.00	77,871.00

For Management Purposes Only

City of Nanticoke
Income Statement
For the Six Months Ending June 30, 2021

	Current Month	Year to Date	Current M-T-D Budget	Year to Date Budget
Liability Insurance	0.00	0.00	5,833.33	70,000.00
Misc. Expense	0.00	328.00	466.17	5,590.00
Operating Trnsf	0.00	0.00	11,000.00	132,000.00
Transfer to Capital Expend.	0.00	0.00	6,418.50	77,022.00
Total Expenses	276,788.09	2,307,764.90	515,440.14	6,477,497.00
Net Income	\$ 588,257.69	\$ 2,241,503.98	21,684.62	0.00